DATE: March 25, 2026
TIME: 12:00 pm
LOCATION: CAPK Administration Office
1300 18th St., 3rd Floor Board Rm.
Bakersfield, CA 93301

Board of Directors Meeting Agenda

I. Call to Order

a. Pledge of Allegiance

b. Reading of the Promise of Community Action

Community Action changes people's lives, embodies the spirit of hope, improves communities, and makes America a better place to live. We care about the entire community, and we are dedicated to helping people help themselves and each other.

c. Roll Call

Maritza Jimenez (Chair)	Curtis Floyd	Guadalupe Perez
Denise Boshers (Vice Chair)	Jonathan Mullings	Maria Reyes
Gina Martinez (Secretary)	Rocio Munoz	Ana Vigil
Fred Plane (Treasurer)	Chris Parlier	Lee'o Whisenant
Rebecca Banke	Gema Perez	Marget Willer

II. Introduction of Guests / Public Forum

The public may address the Board of Directors on items not on the agenda but under the jurisdiction of the Board. Speakers are limited to 3 minutes. If more than one person wishes to address the same topic, the total group time for the topic will be 10 minutes. Please state your name before making your presentation.

III. Special Presentation

a. Introduction of New Board Member Rebecca Banke – Jeremy Tobias, Chief Executive Officer

IV. Consent Agenda

The Consent Agenda consists of items that are considered routine and non-controversial. These items are approved in one motion unless a member of the Board or the Public requests removal of a particular item. If comment or discussion is requested, the item will be removed from the Consent Agenda and will be considered in the order listed – ***Action Item***

a. Minutes from February 25, 2026, Board of Directors Meeting ***(p. 3-7)***
b. Minutes from March 4, 2026, Personnel Committee Meeting ***(p. 8-9)***
c. Program Specialist to Assistant Manager (Energy Program) ***(p. 10-16)***
d. Operations Division, Proposed Staffing Changes ***(p. 17-38)***
e. 2026 New California Minimum Wage Increase ***(p. 39)***
f. Head Start Personnel Update ***(p. 40-41)***
g. Minutes from March 11, 2026, Program Review & Evaluation Committee Meeting ***(p. 42-45)***
h. CAPK Food Bank Presentation by Kelly Lowery, Program Administrator ***(p. 46-57)***
i. February 2026 Program Reports ***(p. 58-102)***
j. February 2026 Application Status Report & Funding Profiles ***(p. 103-106)***
k. February 2026 Head Start / State Child Development Division / Program Monthly Activity Report ***(p. 107-108)***
l. 2026-2027 Head Start/State Child Development Program Planning Calendar ***(p. 109-113)***

m. 2026 Kern and San Joaquin County Head Start Community Assessments ***(p. 114)***
n. Workforce Development Inventory ***(p. 115-125)***
o. Minutes from March 18, 2026, Budget & Finance Committee Meeting ***(p. 126-128)***
p. Head Start / Early Head Start Budget to Actual Reports for January 31, 2026 ***(p. 129-138)***
q. 2026-2027 Head Start Program McFarland 1303 Carryover Request ***(p. 139-140)***
r. Energy Program PG&E - Community Outreach Contractor Agreements for California Alternative Rates for Energy (CARE) and Relief for Energy Assistance through Community Help (REACH ***(p. 141-153)***

V. New Business

a. Close Out of the Safe Camping Program - ***Info item (p. 154)*** — Rebecca Moreno, Director of Housing & Supportive Services

b. Financial Reports for January 2026 – ***Action Item (p. 155-256)*** — Tracy Webster, Chief Financial Officer

VI. Advisory Board Reports

a. Head Start Policy Council Report and Minutes from the January 20, 2026, Policy Council Meetings – ***Action Item (p. 257-261)*** — Maria Reyes, Policy Council Representative

VII. Chief Executive Officer Report

a. 211 Program Update – ***Info Item (Verbal Report)*** — Jeremy Tobias, Chief Executive Officer

VIII. Board Member Comments

IX. Next Scheduled Meeting

Board of Directors Meeting
12:00 pm
April 29, 2026
CAPK Administrative Office
1300 18th St., Suite 200
Bakersfield, CA 93301

X. Adjournment

This is to certify that this Agenda Notice was posted in the lobby of the CAPK Administrative Office at 1300 18th Street, Bakersfield, CA and online at www.capk.org by 12:00 pm, March 20, 2026. Paula Daoutis, Executive Assistant.

DATE	January 26, 2026
TIME	12:00 PM
LOCATION	CAPK Administrative Office Board Room 1300 18th Street Bakersfield, CA 93301

Board of Directors Meeting Minutes

I. Call to Order

Board Chair Maritza Jimenez called the meeting to order at 12:02 pm at the CAPK Administrative Offices, Board Room, located at 1300 18th Street, Bakersfield, CA.

a. Roll Call was taken with a quorum present:

Present: Maritza Jimenez (Chair), Denise Boshers (Vice Chair), Gina Martinez, (Secretary), Curtis Floyd, Rocio Munoz, Chris Parlier, Gema Perez, Fred Plane, Maria Reyes, Lee'o Whisenant, Marget Willer

Absent: Michelle Jara-Rangel (Treasurer), Jonathan Mullings, Guadalupe Perez, Ana Vigil

Others present: Jeremy Tobias, Chief Executive Officer; Lisa McGranahan, Chief Human Resources Officer; Pritika Ram, Chief Business Development Officer; Emilio Wagner, Chief Facilities & Technology Officer; Tracy Webster, Chief Financial Officer; Gabrielle Alexander, Director of Finance; Catherine Anspach, Director of Development; Maria Contreras, Director of Facilities; Freddy Hernandez, Director of Youth & Community Services; Deborah Johnson, Director of Veterans Services; Susana Magana, Director of Health & Nutrition Services; Rebecca Moreno, Director of Housing Supportive Services; and other CAPK staff.

II. Introduction of Guests / Public Forum

III. Consent Agenda

Board Chair Maritza Jimenez asked members of the Board, and the public, if they would like to remove any items from the Consent Agenda for further discussion. Jeremy Tobias requested the removal of item III(p) for a staff report to the Board regarding the Shafter Youth Center facility.

Motion was made and seconded to approve all items on the Consent Agenda with the exception of Item III(p). Carried by unanimous vote (Plane/Boshers).

Item III(p) – November & December 2025 Application Status Report & Funding Profile. Pritika Ram reported that this item was presented at the PRE Committee and included in the report is an update on the Shafter Youth Center. The building has been vacant since August 2025 and since that time, staff have been actively looking for new opportunities to maximize the use of the building. Included in the attached funding profile is a proposal from the Governor's Office of Business & Economic Development to develop and operate a dual-site Hub providing clean energy companies with access to testing and demonstration facilities, technical assistance, business development services and workforce pipelines. The Hub addresses a critical gap identified in the Kern Jobs First Regional Plan. Additional details are included in the funding profile and staff is requesting approval to submit an application for $3M capital + $1.7M operations for a total of $4.7M.

Curtis Floyd asked how this project fits with our Strategic Plan and emphasized that we want to remain focused on the priorities of the plan. Pritika replied that our Strategic Plan includes a Key Goal under Strategic Priority A, calling us to Strengthen Workforce Development Initiatives and empower individuals and families toward self-sufficiency. A component of the proposal at the Shafter Youth Center program allows access for small business development including business with persons of color, and there will be uses for the classrooms.

Gina Martinez asked about the opportunity to open a satellite building. Pritika said that if this project gets off the ground, we could use the plan to expand.

Pritika said we will receive the award in August and we would need to start modifications in October and Jeremy Tobias added that if awarded, there will be other contracts and agreements that will come back to the board for review and approval.

Maritza Jimenez asked if the community of Shafter is invested in what CAPK is planning to use the building for. Pritika said that we have a Strategic Growth Council that would compliment this grant. This is a two-year planning grant and noted the results from a recent community survey in Shafter showed that Workforce Development came up quite a bit. Pritika said we have been showing the building to other businesses, but there are no offers from other businesses to use the building. The Shafter Parks & Recreation Department has expressed interest but failed to commit.

Jeremy added that the City of Shafter has been involved in early discussions to ensure the use is complimentary to their vision and that zoning requirements are allowable, etc. Maritza Jimenez asked if CAPK has a say in who gets the jobs, and what the number of jobs that will be created for residents of Kern County. Pritika responded that between CSUB, KCCD, and KCSOS, there are enough players where jobs would be here in Kern County.

Fred Plane emphasized that the Board needs to stick with the data driven decisions and asked staff to show that there is data that guides the Board's decision. Pritika said there is data from a recent study that was done and said that she will circulate the data to the Board after the meeting. Pritika added that Board member Gema Perez has been involved in process and Gema supports the recommendation.

Motion was made and seconded to approve item III(p) Carried by unanimous vote (Parlier/Boshers)

IV. New Business

a. Risk Insurance Renewal Update – Emilio Wagner, Chief Facilities & Technology Officer - ***Info Item***

Emilio Wagner introduced staff from Insurica who provided a detailed update on the risk insurance policy, due to renew on March 1, 2026. Emilio said that we are still waiting for some of the numbers to come in and displayed the expiring vs. renewal results and a final presentation and request for approval will be presented at the February 25th meeting.

b. Board Appointment for Category III – Private Sector – Pritika Ram, Chief Business Development Officer – ***Action Item***

Pritika Ram reported that Pastor Jonathan Mullings, representing the Private Sector on the CAPK Board of Directors will complete his five-year term on January 31, 2026. In accordance with the CAPK Bylaws, recruitment for this position commenced in December with eleven qualified applications received. The ad hoc committee selected the top three applicants to be interviewed and the committee, comprised of Guadalupe Perez, Rocio Munoz and Lee'o Whisenant unanimously agreed to recommend Kern County Sheriff Sergeant Dustin Contreras, to fill the seat effective February 1, 2026.

Lee'o Whisenant said the process was in-depth and discussed the top candidates and said that once Dustin Contreras was interviewed, he came out as the top candidate. Rocio agreed that there were a lot of great applications but feels the committee made the right decision. Lee'o also disclosed that Dustin Contreras was his brother-in-law and that he would abstain from the vote. After further discussion on the subject of family members serving on the Board together, Lee'o said that he was technically not his brother-in-law, but they have a close relationship and that Dustin lives in the back house on his property.

Curtis Floyd expressed concerns about the close relationship and suggested the committee add a fourth member and reconvene and review the process and resubmit a recommendation to the Board.

Jeremy Tobias also announced that with the recent resignation of Board Member Michelle Jara-Rangel, her remaining term as a Private Sector Representative can be filled by one of the applicants and suggested the new committee recommend two names to the Board, one to fill the five-year term, and one to complete the remaining term for Michelle Jara-Rangel that concludes on January 31, 2027.

Motion was made and seconded for the Board Chair to assign a new member to the ad hoc committee to review all eleven applications and submit their recommendations for the person to fill the five-year term commencing March 1, 2026 through January 31, 2031 and to fill the vacated term concluding on January 31, 2027. Carried by a vote of 10 in favor with 1 abstention from Lee'o Whisenant (Parlier/Boshers).

c. Board Recruitment and Election for Category II: Low-Income Representatives (East Kern & North Kern) - Pritika Ram, Chief Business Development Officer – ***Action Item***

Pritika Ram reported that there is a need to appoint an ad hoc committee to oversee the recruitment and elections of two low-income sector seats, North Kern and East Kern. Ana Vigil currently represents the North Kern district with her five-year term expiring on May 31, 2026. Marget Willer, recently appointed as the temporary representative to the North Kern district, was appointed to the Board in November 2025, until the time a second recruitment and election could take place following the sudden passing of Yolanda Ochoa. The term for the East Kern representative will end on July 31, 2030.

Motion was made and seconded to approve staff's recommendation to convene an ad hoc recruitment & election committee to oversee the recruitment and election of the two low-income representative seats. Carried by unanimous vote (Martinez/Boshers).

d. Financial Reports for November 2025 – Tracy Webster, Chief Financial Officer – ***Action Item***

Tracy Webster presented the November 2025 financial statements and provided key highlights to the Board.

Motion was made and seconded to approve the Financial Reports for November 2025. Carried unanimous vote (Plane/Martinez).

e. Head Start Under-Enrollment Plan Completion Update – Robert Espinosa, Program Design & Management Administrator – ***Info Item***

Robert Espinosa presented the above information item and discussed how staff achieved the benchmark for Head Start & Early Head Start, noting that many departments contributed to this success. Robert also thanked the Board for salary increases, and the enhanced the benefits package, which helped to retain staff. Jeremy Tobias noted that when leadership staff met with the Office of Head Start, they were told no other agency was able to achieve this benchmark and thanked all for being a part of this accomplishment.

The Board members collectively congratulated staff on the great work.

V. Advisory Board Reports

a. Head Start Policy Council Report – Maria Reyes, Head Start Policy Council Representative – ***Action Item***

Maria Reyes presented the Policy Council report for January 2026 and the minutes from the Policy Council meetings on October 28, 2025 and November 18, 2025.

Motion was made and seconded to approve the Policy Council Report from January, 2026, and all items. Carried by unanimous vote (Floyd/Martinez).

VI. Chief Executive Officer Report

a. Update on Federal Funding

Jeremy Tobias said that as of last week, federal funding looks to be in good shape. The house passed the remaining Appropriation Bills that fund our programs but noted there has been a shift in the dynamics due to the second deadly shooting by ICE in Minneapolis. Some in the Senate are now indicating they will not approve of funding for the multiple programs iuf it includes funding for ICE, and they want the proposed funding for Department of Homeland Security that funds ICE removed. The current Continuing Resolution runs out at the end of this week and there is now a growing risk of another government shutdown. If there are any changes to the funding package in the Senate, it would have to go back to the House for a re-vote. The Democrats are indicating that there is enough reason to proceed with a shutdown if ICE is not removed from the funding package. The Bill must be on the President's desk on Friday to avoid a shutdown or a short-term CR may be requested while the members continue to negotiate.

VII. Election of Board Officers

Motion was made and seconded to approve the existing slate of officers, Maritza Jimenez as Chair, Denise Boshers as Vice Chair, and Gina Martinez as Secretary. Carried by unanimous vote (Plane/Munoz).

Denise Boshers nominated Fred Plane to fill the vacant seat as Treasurer and no other nominations were made.

Motion was made and seconded to approve Fred Plane as Treasurer. Carried by unanimous vote (Boshers/Floyd).

VIII. Board Member Comments

Denise asked about the Board assignment to the Policy Council. Jeremy said that staff will continue to work with the Board Chair to make a recommendation, however, the evening meeting schedule does present challenges for some members.

Motion to enter into closed session at 1:26. By Fred seconded by Gina.

IX. Closed Session

Motion was made and seconded to enter into closed session at 1:26 pm. Carried by unanimous vote (Plane/Martinez).

a. Employee Evaluation – Chief Executive Officer (Government Code Section 54957)

b. Reconvene into Open Session at 1:45 pm

X. Closed Session Report

Jeremy Tobias reported that the Board completed the annual evaluation of the CEO, and has approved a merit-based wage increase of 3% and a one-time contribution to retirement of 4%.

XI. Next Scheduled Meeting

Board of Directors Meeting
12:00 pm
Wednesday, February 25, 2026
CAPK Administrative Office Board Room
1300 18th Street, 3rd Floor
Bakersfield, CA 93301

XII. Adjournment

The meeting was adjourned at 1:46 pm

DATE	March 4, 2026
TIME	12:00 PM
LOCATION	CAPK Administrative Office Board Room 1300 18th Street, 3rd Floor Bakersfield, CA 93301

Personnel Committee Minutes

1. **Call to Order**

   Committee Chair Denise Boshers called the meeting to order at 12:01 pm at the Community Action Partnership of Kern Administrative Office, located at 1300 18th Street, 3rd Floor, Bakersfield, CA.

2. **Roll Call**

   Roll call was taken with a quorum present.

   Present: Denise Boshers (Chair), Gema Perez, Rocio Munoz

   Absent: Guadalupe Perez

   Others present: Jeremy Tobias, Chief Executive Officer; Freddy Hernandez, Director of Youth & Community Services; Emilio Wagner, Chief Facilities & Technology Officer; Lisa McGranahan, Chief Human Resources Officer; and other CAPK staff.

3. **Public Comments**

   Chair Denise Boshers asked members of the Committee and the public if they would like to make any public comment. No one addressed the committee.

4. **New Business**

   a. Program Specialist to Assistant Manager (Energy Program) – **Action Item**

      Freddy Hernanadez presented the above action item and discussed staffing changes in the Energy Program and explained that this change reflects the increasing complexity and volume of the administrative responsibilities within the program. Elevating the position will provide dedicated oversight of operational workflow, improve coordination with subcontractors and clients and support timely completion of all required documentation.
      The revised job description has been approved by Human Resources.

      Motion was made and seconded to approve the staff's recommendation. Carried by unanimous vote (Perez/Munoz).

   b. Operation Division Proposed Staffing Changes – **Action Item**

      Emilio Wagner presented the above action item and explained how adding three new positions: Information Technology (IT) Administrator; Information Systems (IS) Administrator; and Information Systems Web & GIS Developer would enhance the functionality of the department. The existing single Network Engineer position will be split into two roles to reflect the size and complexity of CAPK's technology which is aligned with the Strategic Plan priorities and all positions have been incorporated into the fiscal year 2026 operating budget and all job descriptions have been approved by Human Resources.

Motion was made and seconded to approve the staff's recommendation. Carried by unanimous vote (Munoz/Perez).

c. 2026 New California Minimum Wage Increase – **Info Item**

Lisa McGranahan presented the above info item explaining the 2026 CA minimum wage was increased from $16.50 to $16.90 effective January 1, 2026. This increase to the minimum wage affects not only non-exempt employees, but also the minimum annual salary requirement for exempt employees to $70,304.00/year.

d. Head Start Personnel Update – **Info Item**

Robert Espinosa presented the above info item and reported the provided the Head Start personnel status for the month of February 2026.

5. <u>Committee Member Comments</u>

No comments.

6. <u>Next Scheduled Meeting</u>

Personnel Committee
12:00 pm
Wednesday, April 8, 2026
1300 18th St., 3rd Floor
Bakersfield, CA 93301

7. **<u>Adjournment</u>**

The meeting was adjourned at 12:19 pm.

MEMORANDUM

To: Personnel Committee

From: Freddy Hernandez, Director, Youth and Community Services

Date: March 4, 2026

Subject: *Agenda Item 4a*: Energy Program, Program Specialist Change to Assistant Manager – **Action Item**

Over the past several months, Energy Program leadership has conducted a comprehensive review of program operations, administrative workflow, and staffing capacity. As the Weatherization Program continues to expand, the associated administrative and coordination workload has increased significantly. These responsibilities now include managing active client files, communicating with subcontractors, tracking project timelines, managing project expenses, ensuring documentation completeness, and supporting invoicing and reporting requirements.

Through this review, it has become clear that strengthening administrative oversight is essential to maintain program efficiency, improve documentation accuracy, and ensure compliance with program guidelines. To meet these needs and reduce workflow delays, leadership has identified a key personnel change within the division: upgrading the current Program Specialist position to an Assistant Manager of Program Operations.

This change reflects the increasing complexity and volume of administrative responsibilities within the program. Elevating the position will provide dedicated oversight of operational workflow, improve coordination with subcontractors and clients, and support timely completion of all required documentation. This restructuring will also help reduce bottlenecks that currently divert technical staff from field inspections and compliance activities.

The revised job description has been reviewed and approved by Human Resources, and no additional position changes are being proposed at this time.

Summary of Proposed Changes
Below is a description of the proposed position changes and fiscal sustainability:

Position Title	Proposed Changes	Current Grade	Proposed Grade
Program Specialist	Title Change: Assistant Manager – Program Operations	Grade 8 $22.86 $28.59 $34.30	Grade 11 $31.74 $39.68 $49.20

Fiscal Impact
This is a two-step process. The Energy Program – Assistant Manager of Program Operations position will be funded through several identified contracts including LIHEAP (2026), DOE WAP (2025), DOE IIJA (2022), TCC (2025), and COB (2025). Once the proposed job description and grade assignment are approved, funding authority will come from budget amendments through the Budget and Finance

Committee and Board of Directors to authorize the expenditures in the FY 2026-27 budget. The budget approvals are the second step and will be completed prior to moving forward with filling the position.

Strategic Plan Impact

This personnel adjustment aligns with CAPK's Strategic Priority C, which focuses on becoming an employer of choice by cultivating a learning-focused work culture that supports continuous professional growth. This change will help attract and retain a high-quality, engaged workforce.

Recommendation

Staff recommend that the Personnel Committee approve the revised job description and the proposed grade change.

Attachment:
Program Specialist Change to Assistant Manager of Program Operations Job Description
Energy Program Revised Organizational Chart

Program Operations Assistant Manager- Energy

Disclaimer: Job descriptions are written as a representative list of the ADA essential duties performed by a job class. They cannot include nor are they intended to include all duties performed by all positions occupying a class.

Salary Range: Grade 11 **FLSA Status:** Exempt **Date Approved: TBD**

SUMMARY:
Under the supervision of the Weatherization Manager, the Program Operations Assistant Manager oversees daily operational workflow within the Weatherization Program. The role includes administrative coordination, subcontractor communication, documentation oversight, and workflow monitoring to ensure program efficiency, compliance, and timely completion of weatherization projects.

SUPERVISION RECEIVED:
Receives direct supervision from the Weatherization Manager and Assistant Weatherization Manager.

SUPERVISION EXERCISED:
Operations Technicians, Scheduling Technicians, and provides operational direction to subcontractors, Assessors, Inspectors, Installers and administrative support staff.

DUTIES AND RESPONSIBILITIES:
Disclaimer: This list is meant to be representative, not exhaustive. Some incumbents may not perform all the duties listed or may perform related duties as assigned. Reasonable accommodation may be made to enable individuals with disabilities to perform essential functions.

Essential Job Specific Duties:
- Oversee scheduling, job progression tracking, and daily program workflow.
- Monitor timelines from assessment to completion to ensure efficiency.
- Track active Weatherization projects using project management software.
- Review work-in-progress logs to identify delays and escalate issues.
- Coordinate subcontractor schedules and verify timely progress.
- Ensure accuracy and completeness of all required client documentation.
- Support internal, CSD, and utility audits by preparing files and reports.
- Review job proposals, purchase orders, and installation packets for compliance.
- Monitor accuracy of system data, including measures and labor documentation.
- Serve as primary operational contact for subcontractors, clients, and staff.
- Maintain communication with Assessors, Installers, and Inspectors.
- Support Energy Finance in monitoring purchase orders and program costs.
- Prepare and submit operational reports and required documentation.
- Assist with warehouse supply purchasing, inventory tracking and supply cost monitoring.
- Review documentation prior to invoicing or inspection.
- Verify measure accuracy in assessments and work orders.

- Prepare files and assist with monitoring reviews.

Other Job Specific Duties:

- Attend meetings, trainings, and professional growth activities as assigned.
- Work alternative hours as required, including nights and weekends.
- Maintains a safe and functional work environment.
- Perform any other like duties as assigned.

MINIMUM QUALIFICATIONS:

The requirements listed below are representative of the knowledge, skills, and abilities required to satisfactorily perform the essential duties and responsibilities.

Knowledge of:

- Contractual, departmental, and agency policies and procedures.
- Weatherization program guidelines and documentation requirements.
- Modern office procedures and equipment, including project management platforms.
- Spreadsheets, databases, and reporting software applications.
- Basic bookkeeping and cost-tracking procedures.
- Perform mathematical calculations and apply basic math concepts.

Ability to:

- Work independently.
- Analyze reports, spreadsheets, and databases.
- Prepare clear and concise reports.
- Exercise sound, independent judgment within general policy guidelines.
- Communicate effectively, verbally and in writing.
- Demonstrate accuracy and attention to detail.
- Effectively organize and prioritize assigned work.
- Establish and maintain professional working relationships internally and externally.
- Independently solve problems in an effective and efficient manner.

EDUCATION AND EXPERIENCE:

The following requirements generally demonstrate possession of the minimum requisite knowledge and ability necessary to perform the duties of the position.

- Associate's degree in business administration or related field is desirable.
- Two (2) years of experience working with databases, including demonstrated ability to maintain/update accurate records, compile data, and generate reports.
- Two (2) years of administrative or project coordination experience required.
- Energy/Weatherization experience preferred.
- Any equivalent combination of education and/or experience may be acceptable on a year-to-year basis.

OTHER REQUIREMENTS:

- Successful completion of live scan, physical, substance abuse screening, TB, and all required vaccinations.
- Possession of a valid California Driver's License and State automobile insurance, and acceptable driving record substantiated by a DMV printout. Must have reliable transportation during work hours.

WORK ENVIRONMENT:

The work environment characteristics described are representative of those an employee encounters in performing the essential functions of this job.

- Work is primarily performed indoors.
- Noise level is moderate.
- Hazards are minimal.

ESSENTIAL PHYSICAL DEMANDS:

The physical demands described here are representative of those that must be met by an employee to successfully perform the essential functions of the job. Reasonable accommodation may be made to enable employees with disabilities to perform the essential duties.

POSITION TITLE Program Operations Assistant Manager			
Activity **Hours Per Day**	**NEVER 0 HOURS**	**OCCASIONALLY UP TO 4 HOURS**	**FREQUENTLY 4-8 HOURS**
Sitting			x
Walking			x
Standing			x
Bending (neck)			x
Bending (waist)			x
Squatting		x	
Climbing	x		
Kneeling		x	
Crawling	x		
Twisting (neck)			x
Twisting (waist)			x
Is repetitive use of hand required?			x
Simple Grasping (right hand)			x
Simple Grasping (left hand)			x
Power Grasping (right hand)		x	
Power Grasping (left hand)		x	
Fine Manipulation (right hand)			x
Fine Manipulation (left hand)			x
Pushing & Pulling (right hand)		x	
Pushing & Pulling (left hand)		x	
Reaching (above shoulder level)		x	
Reaching (below shoulder level)		x	

	LIFTING			CARRYING		
	NEVER 0 HOURS	**OCCASIONALLY UP TO 4 HOURS**	**FREQUENTLY 4-8 HOURS**	**NEVER 0 HOURS**	**OCCASIONALLY UP TO 4 HOURS**	**FREQUENTLY 4-8 HOURS**
0-10 lbs			x			x
11-25 lbs		x			x	
26-50 lbs		x			x	
51-75 lbs	x			x		
76-100 lbs	x			x		
100+ lbs	x					

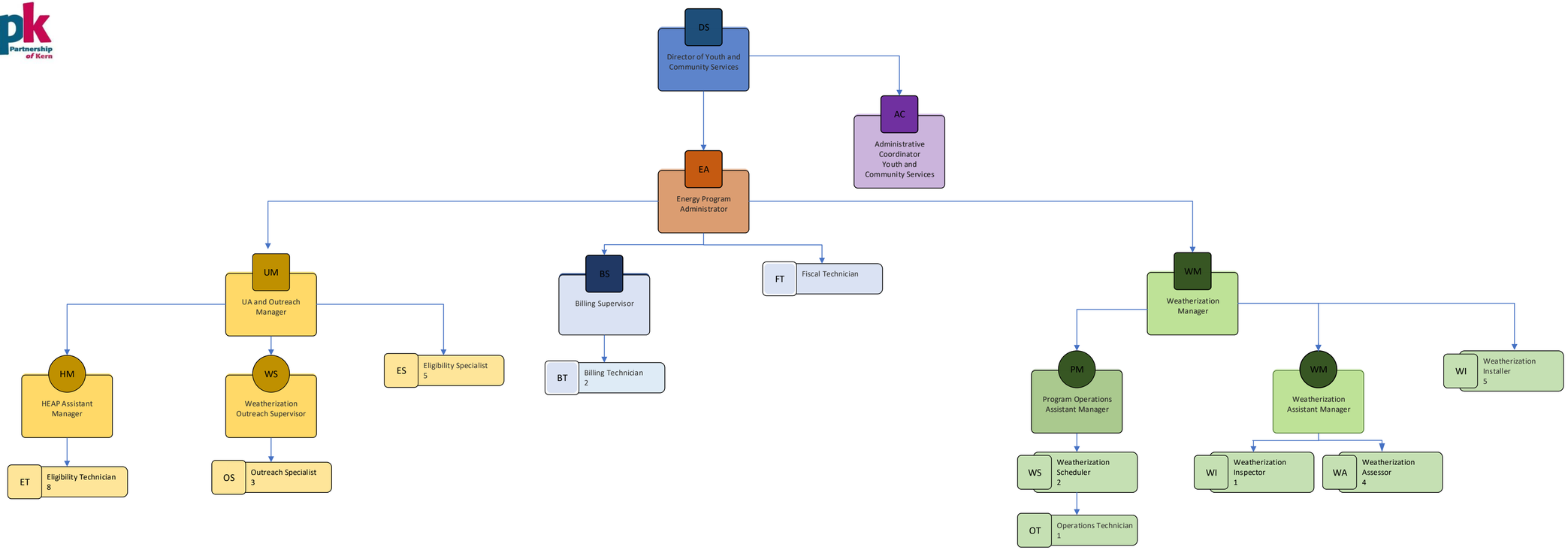
DS
Director of Youth and Community Services
AC
Administrative Coordinator Youth and Community Services
EA
Energy Program Administrator
UM
UA and Outreach Manager
BS
Billing Supervisor
FT
Fiscal Technician
WM
Weatherization Manager
HM
HEAP Assistant Manager
WS
Weatherization Outreach Supervisor
ES
Eligibility Specialist 5
BT
Billing Technician 2
PM
Program Operations Assistant Manager
WM
Weatherization Assistant Manager
WI
Weatherization Installer 5
ET
Eligibility Technician 8
OS
Outreach Specialist 3
WS
Weatherization Scheduler 2
WI
Weatherization Inspector 1
WA
Weatherization Assessor 4
OT
Operations Technician 1

MEMORANDUM

To: Personnel Committee

From: Emilio G. Wagner, Chief Facilities and Technology Officer

Date: March 4, 2026

Subject: *Agenda Item 4b:* Operations Division, Proposed Staffing Changes – **Action Item**

Purpose

To enhance the functionality of the Operations Division and the technology services provided across CAPK, the Information Technology (IT) and Information Systems (IS) structures have been redesigned. The following staffing changes reflect a targeted investment in specialized roles that will strengthen infrastructure reliability, cybersecurity, enterprise system governance, web presence, and data-informed decision making.

New Position Additions

- Information Technology (IT) Administrator – Grade 14, Exempt. This new senior leadership role will focus on IT strategy, governance, infrastructure, cybersecurity, and operations. Given the Agency's scale and complexity, a dedicated IT Administrator is needed to establish IT governance frameworks, oversee enterprise systems and cloud infrastructure, lead the cybersecurity program, manage vendor relationships, and provide strategic technology leadership.
- Information Systems (IS) Administrator – Grade 14, Exempt. This new role will serve as the enterprise administrator and system owner for CAPK's business platforms, including Microsoft Dynamics 365, Power Platform, and SharePoint. As the Agency's use of these systems has grown across programs and administration, dedicated governance, configuration management, and integration oversight are essential.
- Information Systems Web & GIS Developer – Grade 11, Exempt. This new position will consolidate website management, SharePoint uniformity support, and GIS capability into a dedicated in-house role. The Developer will maintain and redevelop the CAPK public website using Microsoft Power Pages, support consistent SharePoint site structure across the organization, and build web-based GIS maps for website embedding and custom program use – strengthening data-informed decision making across service delivery areas.

Position Restructuring – Network Engineer

The existing single Network Engineer position has been split into two roles to reflect the size and complexity of CAPK's technology environment. This restructuring will improve hardware troubleshooting, infrastructure deployments, and continuous network monitoring.

- Network Engineer II – Grade 11, Exempt. Senior technical resource responsible for infrastructure design, optimization, disaster recovery architecture, and Level 2/3 escalation support.
- Network Engineer I – Grade 10, Non-Exempt. Focused on day-to-day monitoring, maintenance, and Level 1/2 support, working collaboratively with the Network Engineer II.

Fiscal Impact

All positions have been incorporated into the fiscal year 2026 operating budget. The Budget and Finance Committee and Board of Directors have reviewed and approved the associated budget allocations.

Alignment with Strategic Plan Priorities

- Strategic Priority B: Builds a robust technology infrastructure capable of supporting the Agency's operational scale, complexity, and compliance obligations.
- Strategic Priority C: Creates specialized, career-track technology positions that support CAPK's commitment to being an employer of choice.
- Strategic Priority D: The Web & GIS Developer and IS Administrator roles directly advance data-informed decision making and enterprise data governance.

Recommendation

Staff recommends the Personnel Committee approve the following actions:

1. Authorize the addition of the Information Technology (IT) Administrator position (Grade 14, Exempt).
2. Authorize the addition of the Information Systems (IS) Administrator position (Grade 14, Exempt).
3. Authorize the addition of the Information Systems Web & GIS Developer position (Grade 11, Exempt).
4. Approve the restructuring of the current Network Engineer position into Network Engineer II (Grade 11, Exempt) and Network Engineer I (Grade 10, Non-Exempt).

Attachments:

IT Administrator Job Description

IS Administrator Job Description

Network Engineer II Job Description

Network Engineer I Job Description

Information Systems Web & GIS Developer
Operations Organizational Chart

Information Technology (IT) Administrator

Disclaimer: Job descriptions are written as a representative list of the ADA essential duties performed by a job class. They cannot include nor are they intended to include all duties performed by all positions occupying a class.

Salary Range: Grade 14 **FLSA Status:** Exempt **Date Approved: TBD**

SUMMARY:
Under the general direction of the Chief Facilities and Technology Officer the Information Technology (IT) Administrator serves as the Agency's senior authority for information technology strategy, governance, infrastructure, cybersecurity, and operations. This position is responsible for the overall administration, security, reliability, and lifecycle management of the Agency's IT environment, including networks, cloud platforms, enterprise systems, endpoints, and data services.

The IT Administrator establishes and enforces IT policies and standards; oversees cybersecurity, disaster recovery, and business continuity; manages IT budgets and vendors; and provides strategic leadership to ensure technology effectively supports Agency operations, compliance requirements, and long-term organizational objectives.

SUPERVISION RECEIVED:
Receives supervision from the Chief Facilities and Technology Officer

SUPERVISION EXERCISED:
Service Desk Supervisor, IT Manager, Network Engineer II, and Network Engineer I

DUTIES AND RESPONSIBILITIES:
Disclaimer: This list is meant to be representative, not exhaustive. Some incumbents may not perform all the duties listed or may perform related duties as assigned. Reasonable accommodation may be made to enable individuals with disabilities to perform essential functions.

Essential Job Specific Duties:

IT Administration & Governance
- Serve as the Agency's senior authority and system owner for all information technology infrastructure, platforms, and services.
- Establish, approve, and enforce IT governance frameworks, policies, standards, and procedures.
- Define and maintain IT architecture, technology standards, and lifecycle management strategies.
- Exercise final technical decision-making authority regarding systems, platforms, and infrastructure within approved governance and budgetary limits.

Infrastructure, Cloud & Operations Management
- Administer and oversee enterprise networks, servers, cloud environments, identity systems, endpoints, and telecommunications.
- Ensure high availability, performance, scalability, and reliability of IT systems and services.

- Oversee installation, configuration, maintenance, patching, and upgrades of hardware and software.
- Implement and maintain monitoring, asset management, and configuration management practices.

Cybersecurity & Risk Management

- Own and administer the Agency's cybersecurity program, including prevention, detection, response, and recovery.
- Establish and enforce security controls, access management, and least-privilege principles.
- Lead incident response, escalation, and remediation activities for cybersecurity and IT events.
- Coordinate cybersecurity risk assessments, audits, cyber insurance requirements, and compliance efforts.
- Align IT security practices with recognized frameworks (e.g., NIST, ISO 27001) as applicable.

B**usiness Continuity & Disaster Recovery**

- Develop, maintain, test, and continuously improve disaster recovery and business continuity plans.
- Ensure proper data backup, recovery, and retention practices are implemented and validated.
- Serve as primary authority during IT-related emergencies impacting Agency operations.

Strategic Planning & Project Oversight

- Develop and implement short- and long-term IT strategic plans aligned with Agency goals.
- Oversee major IT initiatives and projects, ensuring delivery on time, within scope, and within budget.
- Evaluate emerging technologies and recommend solutions that enhance efficiency, security, and service delivery.
- Utilize data and performance metrics to guide decision-making and continuous improvement.

Financial, Vendor & Contract Management

- Develop and manage the IT operating and capital budgets.
- Authorize IT expenditures in accordance with Agency policies and delegated authority.
- Select, negotiate with, and manage vendors, consultants, and service providers.
- Ensure vendor contracts and service level agreements (SLAs) meet operational, security, and compliance requirements.

Leadership & Staff Development

- Lead, supervise, and evaluate IT staff, fostering a culture of accountability, collaboration, and continuous improvement.
- Establish performance expectations and provide coaching, training, and professional development opportunities.

- Ensure appropriate staffing, skills development, and succession planning within the IT function.

Other Job Specific Duties:

- Attends all meetings, trainings, and conferences and provides training as assigned.
- Maintains a safe and functional work environment.
- Works alternative hours as required, including nights and weekends.
- Performs any other like duties as assigned.

MINIMUM QUALIFICATIONS:

The requirements listed below are representative of the knowledge, skills, and abilities required to satisfactorily perform the essential duties and responsibilities.

Knowledge of:

- Enterprise IT administration, governance, and architecture
- Cybersecurity principles, risk management, and incident response
- Cloud computing, networking, and systems infrastructure
- Business continuity and disaster recovery planning
- Applicable federal, state, and local regulations and compliance requirements
- IT budgeting, procurement, and vendor management

Ability to:

- Administer complex enterprise IT environments with a high degree of reliability and security
- Exercise sound judgment and independent decision-making authority
- Lead and supervise professional and technical staff effectively
- Communicate complex technical concepts to non-technical stakeholders
- Develop policies, standards, and long-term strategic plans
- Manage multiple priorities and high-impact initiatives concurrently

EDUCATION AND EXPERIENCE:

The following requirements generally demonstrate possession of the minimum requisite knowledge and ability necessary to perform the duties of the position.

- Bachelor's degree from an accredited college or university in business or public administration, information technology, computer science, or a technology related field and/or equivalent work experience in areas outlined above.
- Seven (7) years of experience managing technology-related operations, including supervision of staff.

OTHER REQUIREMENTS:

- Possession of a valid California driver's license and state automobile insurance with an acceptable driving record, substantiated by a DMV printout. Must have reliable transportation during work hours.
- Successful completion of live scan, physical, substance abuse screening, TB, and all required vaccinations.

WORK ENVIRONMENT:

The work environment characteristics described are representative of those an employee encounters in performing the essential functions of this job.

- Work is primarily performed indoors.
- Noise level is quiet to moderately quiet.
- Hazards are minimal.

ESSENTIAL PHYSICAL DEMANDS:

The physical demands described here are representative of those that must be met by an employee to successfully perform the essential functions of the job. Reasonable accommodation may be made to enable employees with disabilities to perform the essential duties.

POSITION TITLE Information Technology (IT) Administrator			
Activity **Hours Per Day**	**NEVER 0 HOURS**	**OCCASIONALLY UP TO 4 HOURS**	**FREQUENTLY 4-8 HOURS**
Sitting			x
Walking			x
Standing			x
Bending (neck)			x
Bending (waist)			x
Squatting		x	
Climbing	x		
Kneeling		x	
Crawling	x		
Twisting (neck)			x
Twisting (waist)			x
Is repetitive use of hand required?			x
Simple Grasping (right hand)			x
Simple Grasping (left hand)			x
Power Grasping (right hand)		x	
Power Grasping (left hand)		x	
Fine Manipulation (right hand)			x
Fine Manipulation (left hand)			x
Pushing & Pulling (right hand)		x	
Pushing & Pulling (left hand)		x	
Reaching (above shoulder level)		x	
Reaching (below shoulder level)		x	

	LIFTING			CARRYING		
	NEVER 0 HOURS	**OCCASIONALLY UP TO 4 HOURS**	**FREQUENTLY 4-8 HOURS**	**NEVER 0 HOURS**	**OCCASIONALLY UP TO 4 HOURS**	**FREQUENTLY 4-8 HOURS**
0-10 lbs			x			x
11-25 lbs		x			x	
26-50 lbs		x			x	
51-75 lbs	x			x		
76-100 lbs	x			x		
100+ lbs	x					

Information Systems (IS) Administrator

Disclaimer: Job descriptions are written as a representative list of the ADA essential duties performed by a job class. They cannot include nor are they intended to include all duties performed by all positions occupying a class.

Salary Range: Grade 14 **FLSA Status:** Exempt **Date Approved: TBD**

SUMMARY:
Under the general direction of the Chief Facilities and Technology Officer, the Information Systems (IS) Administrator serves as the enterprise administrator and system owner for CAPK's information systems platforms, including Microsoft Dynamics 365, Power Platform, SharePoint, and related data and integration services.

This role is responsible for system governance, configuration standards, security controls, integrations, data integrity, and lifecycle management, while leading the IS Team in the design, development, and support of agency-wide solutions.

SUPERVISION RECEIVED:
Receives supervision from the Chief Facilities and Technology Officer

SUPERVISION EXERCISED:
Information Systems Manager, Information Systems Business Analysts I & II, Information Systems Web & GIS Developer

DUTIES AND RESPONSIBILITIES:
Disclaimer: This list is meant to be representative, not exhaustive. Some incumbents may not perform all the duties listed or may perform related duties as assigned. Reasonable accommodation may be made to enable individuals with disabilities to perform essential functions.

Essential Job Specific Duties:

- Serve as the system owner and administrator for enterprise information systems including Dynamics 365, Power Platform, SharePoint, and associated data and integration services.
- Establish, document, and enforce system governance standards including configuration management, environment strategy (development, testing, production), naming conventions, and change control procedures.
- Administer system security including role-based access control, least-privilege permissions, data protection controls, and audit logging in coordination with IT security and compliance requirements.
- Ensure data integrity, system reliability, availability, and performance across enterprise platforms.
- Oversee and manage system-to-system integrations, data flows, APIs, and interoperability with third-party applications.
- Participate in and lead business analysis and solution design sessions to capture functional and technical requirements.
- Ensure system specifications are properly documented and implemented using platform best practices, including coordination with third-party consultants when applicable.

- Lead system testing activities including unit testing, integration testing, and user acceptance testing; develop and execute test scripts.
- Demonstrate completed solutions to end users and stakeholders and coordinate solution deployment.
- Provide training and ongoing support to end users and staff related to enterprise systems and platforms.
- Maintain system documentation including configuration records, data models, integration diagrams, and administrative procedures.
- Plan and oversee system lifecycle activities including enhancements, upgrades, patches, and deprecations.
- Assign tasks to IS team members as appropriate, review work for quality, accuracy, and adherence to standards.
- Evaluate emerging technologies and trends; make recommendations aligned with agency goals, security posture, and data governance strategy.
- Collaborate with leadership, program staff, and cross-functional teams to identify opportunities to improve operational efficiency and service delivery through technology.
- Support organizational initiatives related to data governance, risk management, and compliance frameworks (including but not limited to ISO 27001 alignment).
- Optimize staff performance by communicating expectations; planning, monitoring, and evaluating performance; coaching and mentoring employees; and enforcing systems, policies, and procedures.

Other Job Specific Duties:

- Attends all meetings, trainings, and conferences and provides training as assigned.
- Maintains safe and functional work environment.
- Work alternative hours as required, including nights and weekends.
- Performs any other like duties as assigned or as needed.

MINIMUM QUALIFICATIONS:

The requirements listed below are representative of the knowledge, skills, and abilities required to satisfactorily perform the essential duties and responsibilities.

Knowledge of:

- Agency policies and procedures.
- Applicable federal, state, and local laws, codes, and regulations.
- Enterprise information systems administration principles and practices.
- System governance, security controls, and data management concepts.
- Modern office practices, methods, procedures, and equipment.
- Word processing, spreadsheet, database, and other related software applications.

Ability to:

- Administer and govern enterprise information systems.
- Analyze business requirements and translate them into secure, scalable technical solutions.
- Design and maintain logical data models and system integrations.
- Troubleshoot complex system and data issues.
- Implement quality control and change management processes.

- Plan, organize, allocate, and control substantial technical resources.
- Communicate effectively both verbally and in writing.
- Prepare and present clear, concise reports, documentation, and recommendations.
- Effectively supervise, mentor, and lead technical staff.
- Work independently with minimal direction while meeting schedules and deadlines.
- Collaborate effectively across departments and lead cross-functional initiatives.

EDUCATION AND EXPERIENCE:

The following requirements generally demonstrate possession of the minimum requisite knowledge and ability necessary to perform the duties of the position.

- Bachelor's degree from an accredited college or university in management information systems (preferred), information technology, business administration, entrepreneurship, engineering, economics, or other related field and/or equivalent work experience in areas outlined above.
- Four (4) to six (6) years of experience working with Dynamics 365 and MS SharePoint.
- Experience with advanced Microsoft Excel and Visio concepts.
- Experience with relational databases.
- Experience with .NET framework (C#, VB.NET, C++).
- UI/UX development skills.

OTHER REQUIREMENTS

- Possession of a valid California driver's license and state automobile insurance with an acceptable driving record, substantiated by a DMV printout. Must have reliable transportation during work hours.
- Successful completion of live scan, physical, substance abuse screening, TB, and all required vaccinations.

WORK ENVIRONMENT:

The work environment characteristics described are representative of those an employee encounters in performing the essential functions of this job.

- Work is primarily performed indoors.
- Noise level is quiet to moderately quiet.
- Hazards are minimal.

ESSENTIAL PHYSICAL DEMANDS:

The physical demands described here are representative of those that must be met by an employee to successfully perform the essential functions of the job. Reasonable accommodation may be made to enable employees with disabilities to perform the essential duties.

POSITION TITLE Information Systems (IS) Administrator			
Activity **Hours Per Day**	**NEVER 0 HOURS**	**OCCASIONALLY UP TO 4 HOURS**	**FREQUENTLY 4-8 HOURS**
Sitting			x
Walking			x

Standing			x
Bending (neck)			x
Bending (waist)			x
Squatting		x	
Climbing	x		
Kneeling		x	
Crawling	x		
Twisting (neck)			x
Twisting (waist)			x
Is repetitive use of hand required?			x
Simple Grasping (right hand)			x
Simple Grasping (left hand)			x
Power Grasping (right hand)		x	
Power Grasping (left hand)		x	
Fine Manipulation (right hand)			x
Fine Manipulation (left hand)			x
Pushing & Pulling (right hand)		x	
Pushing & Pulling (left hand)		x	
Reaching (above shoulder level)		x	
Reaching (below shoulder level)		x	

	LIFTING			CARRYING		
	NEVER 0 HOURS	**OCCASIONALLY UP TO 4 HOURS**	**FREQUENTLY 4-8 HOURS**	**NEVER 0 HOURS**	**OCCASIONALLY UP TO 4 HOURS**	**FREQUENTLY 4-8 HOURS**
0-10 lbs			x			x
11-25 lbs		x			x	
26-50 lbs		x			x	
51-75 lbs	x			x		
76-100 lbs	x			x		
100+ lbs	x					

Network Engineer II

Disclaimer: Job descriptions are written as a representative list of the ADA essential duties performed by a job class. They cannot include nor are they intended to include all duties performed by all positions occupying a class.

Salary Range: Grade 11 **FLSA Status:** Exempt **Date Approved: TBD**

SUMMARY:
Under the supervision of the Information Technology Manager, the Network Engineer II serves as a senior technical resource responsible for the design, optimization, and operational ownership of the organization's network, server, and cloud infrastructure.

The Network Engineer II supports day-to-day infrastructure operations while leading technical execution for projects, defining standards, and providing escalation support to ensure secure, reliable, and scalable systems. This role enables the IT Infrastructure Manager to focus on strategic planning and execution.

SUPERVISION RECEIVED:
Receives supervision from the Information Technology Manager

SUPERVISION EXERCISED:
None

DUTIES AND RESPONSIBILITIES:
Disclaimer – This list is meant to be representative, not exhaustive. Some incumbents may not perform all the duties listed or may perform related duties as assigned. Reasonable accommodation may be made to enable individuals with disabilities to perform essential functions.

Essential Job Specific Duties:

- Configure, manage, design, and optimize the organization's cloud, server, and network devices and services (e.g., switches, firewalls, VPN, domain controllers, Microsoft 365)
- Lead infrastructure design decisions and recommend improvements to architecture, performance, and security
- Perform network maintenance and system upgrades including service packs, patches, hotfixes, and security configurations
- Monitor performance, conduct capacity planning, and ensure system availability and reliability
- Own backup and disaster recovery architecture, including testing, documentation, and recovery planning
- Provide Level 2 and Level 3 support and serve as an escalation point for complex infrastructure issues
- Work within established configuration and change-management policies and review or approve technical changes
- Create, maintain, and enforce technical documentation standards including network diagrams, configuration baselines, and operational procedures
- Serve as technical lead for infrastructure-related projects, including vendor coordination and implementation oversight

- Collaborate with consultants and service providers to ensure solutions align with CAPK standards and governance requirements

Other Job Specific Duties:

- Attends all meetings, trainings, and conferences as assigned.
- Maintains safe and functional work environment.
- Work alternative hours as required, including nights and weekends.
- Performs any other like duties as assigned.

MINIMUM QUALIFICATIONS:

The requirements listed below are representative of the knowledge, skills, and abilities required to satisfactorily perform the essential duties and responsibilities.

Knowledge of:

- Current computer and networking technology solutions.
- Operations management principles in complex environments.
- Information resource development and access of complex information systems.
- Agency policies and procedures.
- Applicable federal, state, and local laws, codes, and regulations.
- Departmental policies and procedures.
- Modern office practices, methods, procedures and equipment including computers.
- Word processing, spreadsheet, database, and other related software applications.

Ability to:

- Deal with conceptual matters.
- Communicate effectively.
- Demonstrate good interpersonal skills.
- Attend evening and weekend meetings.
- Effectively present program to the general public.
- Establish professional working relationships with staff, agencies and parents.

EDUCATION AND EXPERIENCE:

The following requirements generally demonstrate possession of the minimum requisite knowledge and ability necessary to perform the duties of the position.

- Bachelor's degree in business, information technology, computer science, or a technology related field from an accredited college or university, and/or equivalent work experience in areas outlined above.
- Seven (7) years of experience in network, systems, or infrastructure support.

OTHER REQUIREMENTS

- Possession of a valid California Driver's License and State automobile insurance, and acceptable driving record substantiated by a DMV printout.
- Must have reliable transportation during work hours.
- Successful completion of live scan, physical, substance abuse screening, TB, and all required vaccinations

WORK ENVIRONMENT:

The work environment characteristics described are representative of those an employee encounters in performing the essential functions of this job.

- Work is primarily performed indoors.
- Noise level is quiet to moderately quiet.
- Hazards are minimal.

ESSENTIAL PHYSICAL DEMANDS:

The physical demands described here are representative of those that must be met by an employee to successfully perform the essential functions of the job. Reasonable accommodation may be made to enable employees with disabilities to perform the essential duties.

POSITION TITLE Network Engineer II			
ACTIVITY (HOURS PER DAY)	**NEVER 0 HOURS**	**OCCASIONALLY UP TO 4 HOURS**	**FREQUENTLY 4-8 HOURS**
Sitting			x
Walking			x
Standing			x
Bending (neck)			x
Bending (waist)			x
Squatting		x	
Climbing	x		
Kneeling		x	
Crawling	x		
Twisting (neck)			x
Twisting Waist			x
Is repetitive use of hand required?			x
Simple Grasping (right hand)			x
Simple Grasping (left hand)			x
Power Grasping (right hand)		x	
Power Grasping (left hand)		x	
Fine Manipulation (right hand)			x
Fine Manipulation (left hand)			x
Pushing & Pulling (right hand)		x	
Pushing & Pulling (left hand)		x	
Reaching (above shoulder level)		x	
Reaching (below shoulder level)		x	

	LIFTING			CARRYING		
	NEVER 0 HOURS	**OCCASIONALLY UP TO 4 HOURS**	**FREQUENTLY 4-8 HOURS**	**NEVER 0 HOURS**	**OCCASIONALLY UP TO 4 HOURS**	**FREQUENTLY 4-8 HOURS**
0-10 lbs			x			x
11-25 lbs		x			x	
26-50 lbs		x			x	
51-75lbs	x			x		
76-100lb	x			x		
100lbs+	x			x		

Network Engineer I

Disclaimer: Job descriptions are written as a representative list of the ADA essential duties performed by a job class. They cannot include nor are they intended to include all duties performed by all positions occupying a class.

Salary Range: Grade 10 **FLSA Status:** Non-Exempt **Date Approved: TBD**

SUMMARY:
Under the general direction of the Information Technology Manager, the Network Engineer I provides day-to-day operational support for the organization's network, server, and cloud infrastructure. This position focuses on monitoring, maintenance, troubleshooting, and execution of approved changes to ensure the availability, performance, and security of CAPK's technology environment.

The Network Engineer I works collaboratively with the Network Engineer II and serves as a technical support resource while gaining experience in enterprise infrastructure systems and best practices.

SUPERVISION RECEIVED:
Receives supervision from the Information Technology Manager

SUPERVISION EXERCISED:
None

DUTIES AND RESPONSIBILITIES:
Disclaimer – This list is meant to be representative, not exhaustive. Some incumbents may not perform all the duties listed or may perform related duties as assigned. Reasonable accommodation may be made to enable individuals with disabilities to perform essential functions.

Essential Job Specific Duties:

- Monitor network, server, and cloud infrastructure to ensure system availability, performance, and reliability
- Perform routine maintenance tasks including patching, updates, account administration, and configuration changes under established standards
- Provide Level 1 and Level 2 technical support and troubleshooting for network, connectivity, VPN, firewall, and related infrastructure issues
- Assist with backup monitoring, verification, and routine restore testing
- Support implementation of approved infrastructure changes following established change-management procedures
- Assist in maintaining technical documentation including network diagrams, configuration records, and operational procedures
- Escalate complex issues, security concerns, or architectural questions to senior technical staff
- Support IT projects through task execution and testing activities as assigned
- Create and maintain technical documentation for cloud and application environments, including network diagrams, installation, and configuration procedures, troubleshooting guidelines, and operational procedures.

Other Job Specific Duties:

- Attends all meetings, trainings, and conferences as assigned.
- Maintains safe and functional work environment.
- Work alternative hours as required, including nights and weekends.
- Performs any other like duties as assigned.

MINIMUM QUALIFICATIONS:

The requirements listed below are representative of the knowledge, skills, and abilities required to satisfactorily perform the essential duties and responsibilities.

Knowledge of:

- Basic networking and infrastructure concepts.
- Common operating systems, cloud services, and network devices.
- IT service operations and troubleshooting methodologies.
- Modern office practices and computer applications.
- Agency policies and procedures.
- Applicable federal, state, and local laws, codes, and regulations.
- Departmental policies and procedures.

Ability to:

- Follow documented procedures and technical standards.
- Troubleshoot technical issues methodically.
- Communicate clearly with technical and non-technical staff.
- Work effectively as part of a team.
- Learn new technologies and systems.
- Establish priorities, organize work, and work independently.
- Interpret and implement a variety of regulatory standards and guidelines.
- Establish professional working relationships with staff and stakeholders.

EDUCATION AND EXPERIENCE:

The following requirements generally demonstrate possession of the minimum requisite knowledge and ability necessary to perform the duties of the position.

- Bachelor's degree in information technology, computer science, or a technology related field from an accredited college or university, and/or equivalent work experience in areas outlined above.
- Two (2) to four (4) years of experience in network, systems, or infrastructure support

OTHER REQUIREMENTS

- Possession of a valid California Driver's License and State automobile insurance, and acceptable driving record substantiated by a DMV printout.
- Must have reliable transportation during work hours.
- Successful completion of live scan, physical, substance abuse screening, TB, and all required vaccinations

WORK ENVIRONMENT:

The work environment characteristics described are representative of those an employee encounters in performing the essential functions of this job.

- Work is primarily performed indoors.
- Noise level is quiet to moderately quiet.
- Hazards are minimal.

ESSENTIAL PHYSICAL DEMANDS:

The physical demands described here are representative of those that must be met by an employee to successfully perform the essential functions of the job. Reasonable accommodation may be made to enable employees with disabilities to perform the essential duties.

POSITION TITLE Network Engineer I			
ACTIVITY (HOURS PER DAY)	**NEVER 0 HOURS**	**OCCASIONALLY UP TO 4 HOURS**	**FREQUENTLY 4-8 HOURS**
Sitting			x
Walking			x
Standing			x
Bending (neck)			x
Bending (waist)			x
Squatting		x	
Climbing	x		
Kneeling		x	
Crawling	x		
Twisting (neck)			x
Twisting Waist			x
Is repetitive use of hand required?			x
Simple Grasping (right hand)			x
Simple Grasping (left hand)			x
Power Grasping (right hand)		x	
Power Grasping (left hand)		x	
Fine Manipulation (right hand)			x
Fine Manipulation (left hand)			x
Pushing & Pulling (right hand)		x	
Pushing & Pulling (left hand)		x	
Reaching (above shoulder level)		x	
Reaching (below shoulder level)		x	

	LIFTING			CARRYING		
	NEVER 0 HOURS	**OCCASIONALLY UP TO 4 HOURS**	**FREQUENTLY 4-8 HOURS**	**NEVER 0 HOURS**	**OCCASIONALLY UP TO 4 HOURS**	**FREQUENTLY 4-8 HOURS**
0-10 lbs			x			x
11-25 lbs		x			x	
26-50 lbs		x			x	
51-75lbs	x			x		

76-100lb	x			x		
100lbs+	x			x		

Information Systems Web & GIS Developer

Disclaimer: Job descriptions are written as a representative list of the ADA essential duties performed by a job class. They cannot include nor are they intended to include all duties performed by all positions occupying a class.

Salary Range: Grade 11 **FLSA Status:** Exempt **Date Approved: TBD**

SUMMARY:

Under the general direction of the Information Systems (IS) Manager, the Information Systems Web & GIS Developer designs, develops, and maintains web solutions with Microsoft Power Pages and Power Platform, as well as supports GIS maps, spatial data, and technical drawings. This role connects web development, business systems, and GIS to support programs and operations, working with internal stakeholders to deliver integrated, user-friendly web and GIS solutions compatible with enterprise systems like Dynamics 365 and SharePoint.

SUPERVISION RECEIVED:
Receives supervision from the Information Systems Manager

SUPERVISION EXERCISED:
None

DUTIES AND RESPONSIBILITIES:
Disclaimer – This list is meant to be representative, not exhaustive. Some incumbents may not perform all the duties listed or may perform related duties as assigned. Reasonable accommodation may be made to enable individuals with disabilities to perform essential functions.

Essential Job Specific Duties:

Web Development & Power Platform

- Lead the design, redevelopment, and ongoing maintenance of the organization's website using Microsoft Power Pages.
- Develop custom components, forms, and workflows using Power Pages, Power Apps, and Power Automate to support business processes.
- Collaborate with stakeholders to gather requirements and translate them into functional, accessible, and user-centered web solutions.
- Ensure seamless integration between web solutions and backend systems including Microsoft Dynamics 365, SharePoint, and other Power Platform tools.
- Implement responsive design, accessibility (WCAG), performance optimization, and web security best practices.
- Maintain website content, structure, permissions, and security protocols.
- Monitor website performance, SEO, and accessibility and implement continuous improvements.
- Provide documentation and training for internal users and content editors.

GIS & Technical Design:

- Develop, maintain, and update GIS maps, layers, and spatial datasets to support programmatic and operational needs.
- Operate and support GIS software and tools including ArcGIS, ArcGIS Online, and related platforms.
- Produce clear, detailed, and to-scale drawings, maps, and renderings based on existing data, specifications, and requirements.
- Ensure data accuracy, consistency, and quality control across GIS, CAD, and related systems.
- Support the visualization and communication of complex data through maps, diagrams, and mixed-media presentations.

Other Job Specific Duties:

- Enroll in self-paced or instructor-led training at least once a year if not more.
- Attends all meetings, trainings, and conferences as assigned.
- Maintains safe and functional work environment.
- Work alternative hours as required, including nights and weekends.
- Performs any other like duties as assigned.

MINIMUM QUALIFICATIONS:

The requirements listed below are representative of the knowledge, skills, and abilities required to satisfactorily perform the essential duties and responsibilities.

Knowledge of:

- Microsoft Power Pages, Power Apps, and Power Automate.
- HTML, CSS, JavaScript, and modern web development practices.
- Web accessibility standards (WCAG) and responsive design principles.
- Integration with Microsoft Dynamics 365, SharePoint, and Microsoft 365 services.
- GIS concepts, spatial data, and mapping tools such as ArcGIS and ArcGIS Online.
- CAD and technical drawing concepts (AutoCAD or similar tools preferred).
- Modern office practices and Microsoft Office 365 applications.
- Web security best practices and data protection principles.

Ability to:

- Exhibit excellent presentation skills and ability to present complex information to staff, executive management, donors, and partners.
- Handle details of specific duties while still developing and maintaining a broad perspective of the organization's mission and goals.
- Solve problems effectively and efficiently.
- Lead design sessions and documenting functional specifications.
- Understand logical data modeling.
- Troubleshooting and test.
- Implement tools and strategies to ensure a high standard of quality control.
- Demonstrated systems analysis skills.
- Plan, organize, allocate, and control substantial resources.
- Communicate effectively.
- Work independently with little direction; meet schedules and timelines.

- Plan, develop, and present mixed media presentations.
- Write creatively and clearly for general and specialized audiences.
- Maintain and organize a variety of files, records, and logs.
- Plan and organize work; compose clear, concise reports and recommendations.
- Analyze situations accurately and adopt an effective course of action.
- Clean, maintain, and identify problems with shared data and their solutions.
- Attend evening and weekend meetings.

EDUCATION AND EXPERIENCE:

The following requirements generally demonstrate possession of the minimum requisite knowledge and ability necessary to perform the duties of the position.

- Bachelor's degree in web development, computer science, information systems, GIS, or a related field preferred.
- Three (3) to five (5) years of experience in web development, including hands-on experience with Microsoft Power Pages or the Microsoft Power Platform.
- Experience with GIS tools and spatial data development and maintenance.
- Any equivalent combination of education and/or experience may be substituted on an annual basis.

OTHER REQUIREMENTS

- Possession of a valid California Driver's License and State automobile insurance, and acceptable driving record substantiated by a DMV printout.
- Must have reliable transportation during work hours.
- Successful completion of live scan, physical, substance abuse screening, TB, and all required vaccinations

WORK ENVIRONMENT:

The work environment characteristics described are representative of those an employee encounters in performing the essential functions of this job.

- Work is primarily performed indoors.
- Noise level is quiet to moderately quiet.
- Hazards are minimal.

ESSENTIAL PHYSICAL DEMANDS:

The physical demands described here are representative of those that must be met by an employee to successfully perform the essential functions of the job. Reasonable accommodation may be made to enable employees with disabilities to perform the essential duties.

POSITION TITLE Information Systems Web & GIS Developer			
ACTIVITY (HOURS PER DAY)	NEVER 0 HOURS	OCCASIONALLY UP TO 4 HOURS	FREQUENTLY 4-8 HOURS
Sitting			x
Walking			x
Standing			x
Bending (neck)			x

Bending (waist)			x
Squatting		x	
Climbing	x		
Kneeling		x	
Crawling	x		
Twisting (neck)			x
Twisting Waist			x
Is repetitive use of hand required?			x
Simple Grasping (right hand)			x
Simple Grasping (left hand)			x
Power Grasping (right hand)		x	
Power Grasping (left hand)		x	
Fine Manipulation (right hand)			x
Fine Manipulation (left hand)			x
Pushing & Pulling (right hand)		x	
Pushing & Pulling (left hand)		x	
Reaching (above shoulder level)		x	
Reaching (below shoulder level)		x	

	LIFTING			CARRYING		
	NEVER 0 HOURS	**OCCASIONALLY UP TO 4 HOURS**	**FREQUENTLY 4-8 HOURS**	**NEVER 0 HOURS**	**OCCASIONALLY UP TO 4 HOURS**	**FREQUENTLY 4-8 HOURS**
0-10 lbs			x			x
11-25 lbs		x			x	
26-50 lbs		x			x	
51-75lbs	x			x		
76-100lb	x			x		
100lbs+	x			x		

PROPOSED -Operations Division – Organizational Chart

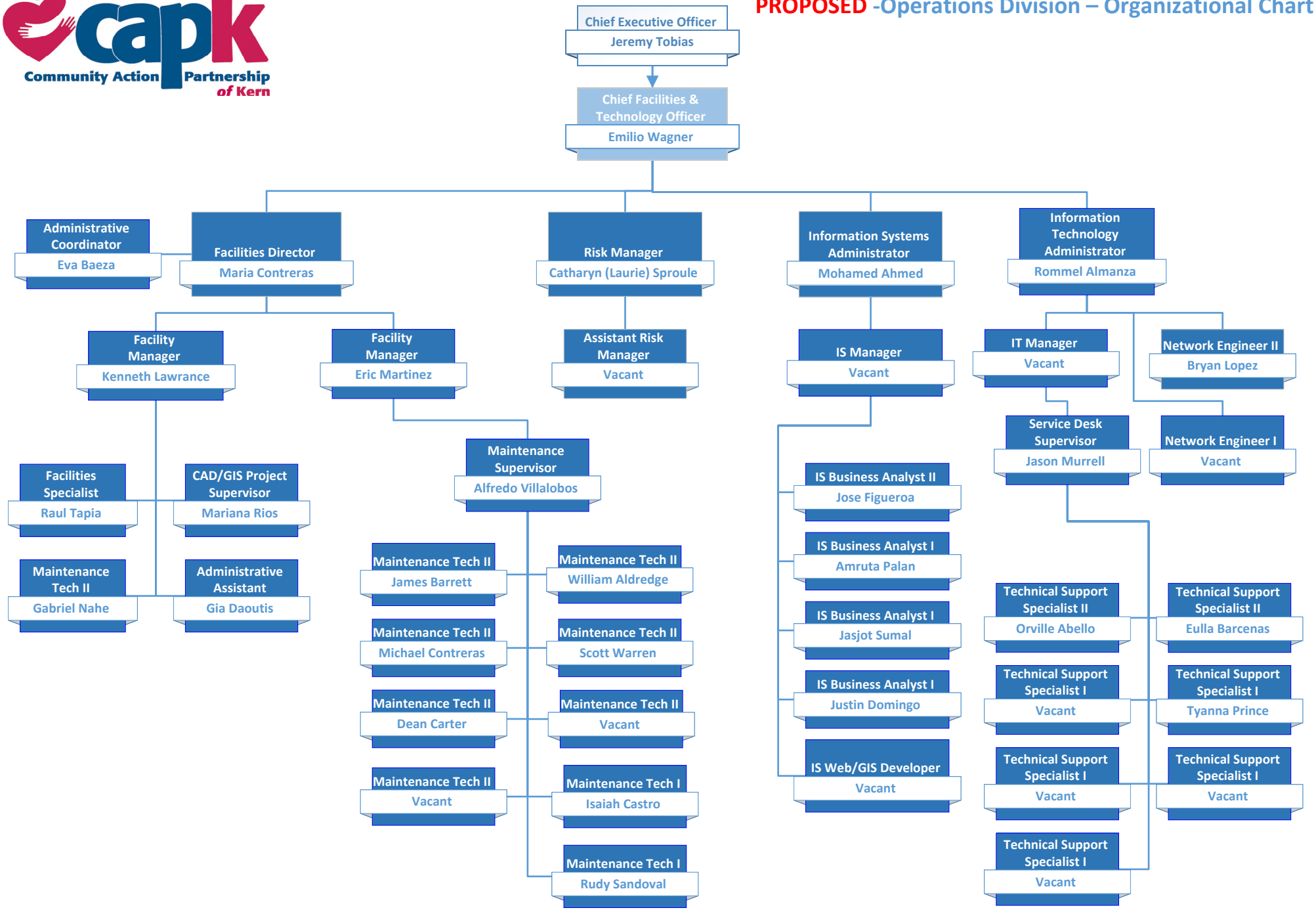

Revised: 03/01/2026

MEMORANDUM

To: Personnel Committee

From: Lisa McGranahan, Chief Human Resource Officer

Date: March 4, 2026

Subject: *Agenda Item 4c*: 2026 New California Minimum Wage Increase – **Info Item**

Due to the enactment of Senate Bill (SB) 3, beginning January 1, 2026, employers will be required to increase their minimum wage from $16.50 to $16.90 an hour. This increase to the minimum wage affects not only non-exempt employees, but also the minimum annual salary requirement for exempt employees to $70,304.00/year.

California law also provides that exempt employees must receive a salary that is not less than two times the state minimum wage. Effective January 1, 2026, the minimum annual salary for exempt employees will also increase to $70,304 annually.

This increase will impact thirty-eight (38) hourly staff members. The increase in wages for these 38 employees was projected during the development of the 2026 budget and fiscal impact is approximately $8,415. These costs have been incorporated into the approved March 1, 2026 agency budget.

MEMORANDUM

To: Personnel Committee

From: Jerry Meade, Assistant Director of Program

Robert Espinosa, Program Design and Management Administrator

Date: March 4, 2026

Subject: *Agenda Item 4d:* Head Start Personnel Update – **Info Item**

The Head Start and State Child Development Division remains dedicated to providing regular updates on personnel matters and their impact on the Head Start program.

For the month of February 2026, the following information is provided to the Personnel Committee:

- 649 Staff employed.
- 51 Vacant Positions.
- Onboard 3 new staff members.
- Four (4) Resignations.
- Three (3) days of interviews for 3 open requisitions.

Job opportunities are continuously posted on the Head Start California website, accompanied by dedicated recruitment efforts for our direct service positions.

Attached is a document outlining the closed classrooms and current staff vacancies for both closed and open classrooms as of February 23, 2026.

Attachment:
Enrollment Staffing Data Sheet

Enrollment Staffing Data Sheet

Site	Funded	Reportable Enrollment	% Enrolled	Budgeted Staffed	Currently Staffed	Staff Vacancies	% Staffed
Alberta Dillard (PY)	34	34	100%	6	6	0	100%
Alicante	20	20	100%	3	3	0	100%
Angela Martinez EHS	24	25	104%	9	9	0	100%
Angela Martinez HS	81	60	74%	9	9	0	100%
Bakersfield College	32	28	88%				
Blanton	16	13	81%				
Broadway (PY)	37	26	70%	6	6	0	100%
California City (PY)	17	20	118%	2	1	1	50%
California Street	24	25	104%	9	8	1	89%
Cleo Foran EHS	8	8	100%	3	2	1	67%
Cleo Foran HS	15	15	100%	3	2	1	67%
Delano (PY)	60	60	100%	12	12	0	100%
Escuelita Hernandez	16	15	94%				
Fairfax (PY)	34	38	112%	6	6	0	100%
Family Childcare EHS	24	25	104%				
Family Childcare HS	21	25	119%				
Garden Pathways	11	9	82%				
Gianone	16	16	100%	3	3	0	100%
Harvey L. Hall EHS	68	71	104%	27	27	0	100%
Harvey L. Hall	74	59	80%	12	12	0	100%
Heritage (PY)	17	20	118%	2	2	0	100%
Kennedy	16	16	100%	6	4	2	67%
Kennedy HS	17	0	0%	3	0	3	0%
La Plaza	24	0	0%	6	0	6	0%
Lathrop	24	25	104%	9	9	0	100%
Lathrop HS	17	16	94%	3	3	0	100%
Lodi	32	24	75%	12	12	0	100%
M. Massei	24	25	104%	9	8	1	89%
M. Massei HS	17	17	100%	3	3	0	100%
MJM EHS	16	16	100%	6	5	1	100%
MJM HS	34	40	118%	6	6	0	100%
Oasis EHS (PY)	8	5	63%	3	3	0	100%
Oasis (PY)	34	34	100%	6	6	0	100%
Pete Parra EHS	48	45	94%	15	13	2	87%
Pete Parra HS	68	79	116%	12	12	0	100%
Primeros Pasos EHS	16	18	113%	6	6	0	100%
Primeros Pasos HS	51	50	98%	9	8	1	89%
Rosamond (PY)	51	53	104%	9	9	0	100%
San Diego EHS	32	31	97%	12	12	0	100%
Shafter EHS	24	23	96%	9	9	0	100%
Shafter	17	20	118%	3	2	1	67%
Stockdale HS	41	42	102%	9	8	1	89%
Sterling EHS	64	63	98%	9	9	0	100%
Sterling HS	53	60	113%	24	22	2	92%
Sunrise Villa (PY)	17	17	100%	9	8	1	89%
Taft (PY)	51	60	118%	3	2	1	67%
Taft College	22	9	41%				
Tehachapi (PY)	15	17	113%	2	2	0	100%
Tiny Powers	8	0	0%	3	0	0	0%
Tiny Powers HS	34	25	74%	6	0	6	0%
University Park	44	0	0%	9	0	9	0%
Vineland (PY)	17	18	106%	2	2	0	100%
Virginia (PY)	17	18	106%	2	2	0	100%
Home Base Kern 160	160	157	98%	16	14	2	88%
SJC EHS HB 80	80	63	79%	8	6	2	75%
Total	**1842**	**1698**	**92%**	**358**	**313**	**45**	**87%**

Closed Classrooms	Funded Enrollment	Staff Vacancies
*Angela Martinez HS ~ 81		
Class D	15	0
Class E	15	1
EHS HB ~ 100		
ECE 2	10	0
ECE 11	10	0
Kennedy HS~ 17		
Class A	17	3
La Plaza~ 24		
Class A	12	2
Class B	12	3
SJC HB ~ 80		
Stockton 2	10	1
Stockton 3	10	0
Tiny Powers HS ~ 34		
Class B	17	1
University Park ~ 34		
Class A	11	1
Class B	17	1
Class C	16	3
Classrooms Fully	**Total Slots**	**Staff Vac.**
10	**142**	**15**

* Angela Martinez slots moved

	Slots	Staff Vac.
Closed Enrollment	**8%**	**33.33%**
Open Enrollment	**92%**	**66.67%**

Funded Enrollment	1842	1698 92%

Active Enrollment	1700	1698 100%

DATE	March 11, 2026
TIME	12:00 pm
LOCATION	CAPK Administrative Office Executive Conference Room 1300 18th Street, 3rd Floor Bakersfield, CA 93301

Program Review & Evaluation Committee Minutes

1. **Call to Order**
   Committee Chair Gina Martinez called the meeting to order at 12:00 pm at the Community Action Partnership of Kern Administrative Building, located at 1300 18th Street, 3rd Floor, Bakersfield, CA.

2. **Roll Call**
   Roll call was taken with a quorum present.

   Present: Gina Martínez (Chair) and Rebecca Banke
   Absent: Maria Reyes
   Virtual: Marget Willer

   Committee Member Marget Willer has requested to join the meeting virtually and meet the qualifications per the Brown Act, with approval from the committee members. Marget must remain on camera for the entire meeting and advise the committee if anyone over the age of 18 is present in the room with her.

   Motion was made and seconded to approve Marget Willer's virtual participation. Carried by unanimous vote (Banke/Martinez).

   Others Present: Jeremy Tobias, Chief Executive Officer, Pritika Ram, Chief Business Development Officer, Jerry Mead, Freddy Hernandez, Susana Magana, Irene Fonseca and other CAPK Staff

   Public Comments
   No one addressed the Committee.

3. **Program Presentation**

   a. CAPK Food Bank presented by Kelly Lowery, Program Administrator

   Kelly Lowery began his presentation by highlighting the various funding sources and food supply streams, which include TEFAP and CSFP**,** as well as other food programs supported through grants, in-kind donations, food rescue efforts, and philanthropic contributions. There are over 150 agency partners that help distribute food throughout Kern County, and almost every day there is a food distribution, with food supplied by the CAPK Food Bank. Kelly provided statistics noted in the presentation included in the agenda packet and stated that one of the strategic goals is the implementation of a new CRM system called Oasis, which will help track unduplicated individuals served through CAPK and all agency partners. Another key goal is to increase the distribution of fruits and vegetables by 5% annually**,** with the aim of reaching 50% overall**.**

Gina Martinez asked which season, or month experiences the highest demand. Kelly explained that demand typically increases during the holiday season**,** but the impact is offset by increased volunteer support. Demand usually slows during the summer months due to extreme heat. Gina also asked whether providing seeds for small home gardens could be considered. Kelly shared that through participation in the Food Policy Council, they are working with other organizations, including farming entities and Blue Zones partners, to explore options for implementing this idea.

4. <u>New Business</u>

a. February 2026 Program Reports presented by Pritika Ram, Chief Business Development Officer-**Action Item**

Pritika Ram provided an update on Friendship House Community Center (FHCC) activities and shared that a $500,000 grant was awarded to support 22 educational field trips over a two-year period for youth ages 6–17. She also discussed the contract with the City of Bakersfield for CalVIP, noting that the FHCC will continue offering this program through the city grant, which was awarded again. A direct state application for gang and violence intervention funding was submitted by CAPK but was not awarded. Under the Community Development Division, Pritika mentioned the upcoming CSBG report, which captures total numbers served and provides a detailed breakdown. This report is scheduled to be presented next month. Pritika invited the board to attend Staff Development Day, explaining that the event will be picnic-style and reflects significant planning and staff effort. Finally, she updated the committee that the Shafter Youth Center (SYC) research hub application to the state that was not awarded. However, the group that applied will be traveling to Sacramento to discuss the funding decision and explore other potential opportunities.

Motion was made and seconded to approve the February 2026 Program Reports. Carried by unanimous vote (Banke/Martinez).

b. February 2026 Application Status Report & Funding Profiles presented by Yesenia Ocampo, Senior Grant Analyst ***– Action Item***

Yesenia Ocampo presented the Application Status Report reflecting two veteran-focused applications to support the Veteran Support Services (VSS) program, as well as a Community Finance Initiative application for $500,000 to fund a financial education and coaching program. Four applications were abandoned due to lack of mission alignment and program capacity. Yesenia also provided an update on a small-funding profile, which is a resubmission to First 5 Kern for the Oasis Family Resource program. The request is for $5,000 to provide baby items to 25 mothers as part of the annual Community Baby Shower.

Motion was made and seconded to approve the February 2026 Application Status Report & Funding Profiles. Carried by unanimous vote (Banke/Martinez).

c. February 2026 Head Start/State Child Development Division/Program Monthly Activity Report presented by Carol Hendricks, Enrollment and Attendance Manager – ***Action Item***

Carol Hendricks presented the enrollment update noting that Early Head Start (EHS) is currently operating at 98% enrollment, with over-income enrollment under the 10% allowable maximum. Head Start (HS) is at 100% enrollment, also remaining under the 10% over-income threshold. In the San Joaquin Valley region, enrollment efforts are ongoing as staff work toward reaching full capacity. Carol also provided data from the Central Kitchen on the number of meals served. Carol also highlighted school readiness, which focuses on strengthening communication between families and centers and incorporating home languages within classrooms to enhance engagement and participation. Children participated in activities focused on friendship strategies, and centers

collaborated with other Head Start sites to exchange cards. Children were especially excited to receive communication from out-of-state programs.

Gina Martinez asked about the low enrollment numbers for San Joaquin County and Carol responded and informed the committee that lower enrollment numbers in Swan Joaquin are largely due to slow permitting processes, which is causing delays opening Childcare Centers and limiting the ability to serve additional children. We expect these centers to open soon.

Rebecca Banke inquired about the services offered by the on-site therapists. Carol shared that speech therapists are on site, along with a consultant and Robert Espinosa clarified that services also include behavioral and mental health therapists.

Gina Martinez also asked about the number of children diagnosed with Autism. Jerry Meade clarified that the diagnosis rate is relatively low at approximately 2%; however, staff actively work with families to help identify early signs and address children's needs. Families are supported through the referral process, though reports do not always reflect formal diagnoses. Jerry also noted that children born during the COVID-19 period are showing increased social and emotional challenges, but programs and processes are in place to support children as they work through these needs.

Motion was made and seconded to approve the February 2026 Head Start/State Child Development Program Activity Report. Carried by unanimous vote (Banke/Martinez).

d. 2026-2027 Head Start/State Child Development Program Planning Calendar, presented by Rosa Guerrero, Administrative Analyst **- *Action Item***

Rosa shared that the listed activities are state-mandated and outlined in the annual Program Planning Calendar, aligned with the grant funding cycle beginning March 1, 2026. The calendar supports planning, oversight, and technical assistance activities funded by CDE, CDSS, OHS, and USDA, with a focus on school readiness for children ages 0–5. She noted that timelines specify when items move from the Policy Council to the Governing Board, with this sequence designed to streamline the process. Upon approval, the division will begin priority-based initiatives, aligning with Strategic Priority A – Community Investment.

Motion was made and seconded to approve the 2026-2027 Head Start/State Child Development Program Planning Calendar. Carried by unanimous vote (Banke/Martinez).

e. 2026 Kern and San Joaquin County Head Start Community Assessments presented by Rosa Guerrero, Administrative Analyst **- *Info Item***

Rosa Guerrero presented the above info item and noted that under the Office of Head Start (OHS) Part 1302, programs are required to complete an annual community assessment update during the five-year grant period to reflect changes in demographics, needs, and resources. This packet represents the annual update, not the full comprehensive assessment completed at the start of the grant cycle. The update draws on U.S. Census data and CAPK's Community Needs Survey for Kern and San Joaquin Counties and highlights changes related to childcare availability and cost, access to health care, language barriers, and priority populations such as children experiencing homelessness, foster care, public assistance, or disabilities. The findings help identify service gaps and guide program planning and service delivery for the funding period March 1, 2026–February 28, 2027.

f. Workforce Development Inventory presented by Ryan Fergon, Senior Grant Analyst – ***Info Item***

Ryan Fergon presented an update on Workforce Development, sharing an inventory of existing workforce-related activities across the agency. A survey sent to leadership and staff identified over 24 workforce development efforts. He followed up with interviews to help clarify the scope and structure of these efforts. The findings showed that 79% of respondents offer some form of workforce development, with Youth and Family Services leading most initiatives and Health and Nutrition contributing through volunteer programs. Many services are delivered through external partners such as KCCD and AmeriCorps, and several programs use hybrid models that begin with job readiness and transition participants into employment. Key challenges include limited tracking of outcomes, reliance on soft-skills training, and difficulty translating impacts into grant reporting.

Based on the data, staff recommended strengthening workforce development through dedicated workforce case management, the creation of an integrated workforce hub within housing and supportive services to support long-term stability, and the expansion of internal employment pathways, such as janitorial and security roles currently subcontracted. Identifying sustainable funding was noted as the next step. These efforts align with the Strategic Plan and establish a framework for advancing workforce development.

Rebecca Banke asked for clarification on alignment across programs. Pritika Ram emphasized the need for improved communication between programs and HR to reduce silos and strengthen client success stories, noting that workforce development requires a specialized skill set and should not be added to existing case management roles.

Gina Martinez stressed the importance of documenting success stories and revisiting cases when job placements are unsuccessful to support future opportunities. She also emphasized preparing participants with practical skills such as AI literacy, typing proficiency, and CPR certification to strengthen workforce readiness.

g. **Committee Member Comments**

None

h. **Next Scheduled Meeting**

Program Review & Evaluation Committee
Wednesday, April 15, 2026
CAPK Administrative Office, Board Room
1300 18th Street, 3rd Floor
Bakersfield, CA 93301

i. **Adjournment**

The meeting was adjourned for 12:52pm.

capk FOOD BANK

PRE Committee Presentation

March 11th, 2026

capk FOOD BANK

TEFAP & CSFP
Direct Federal & State Resources

Grants
Various Government and Non-Government Organizations

Food Rescue
Grocery Stores

Food Drives
Grocery Stores

Pantry Program

Free Farmers Markets

Commodity Distribution

Brighter Bites

Community Events

capk FOOD BANK

Partner Network

- 150+ partner organizations
- 210+ distribution sites

capk FOOD BANK

2025

- Distributed 22.5M Pounds
- Average Engagements of 200K Monthly
- 50K Households Monthly

2025
capk
FOOD BANK
HIGHLIGHT

Average Monthly Neighbor Engagements

147,529

212,974

Pounds Distributed

Even though the lines are getting longer, the resources available are not increasing proportionally to meet the growing need.

Total Pounds Distributed 2022-2025

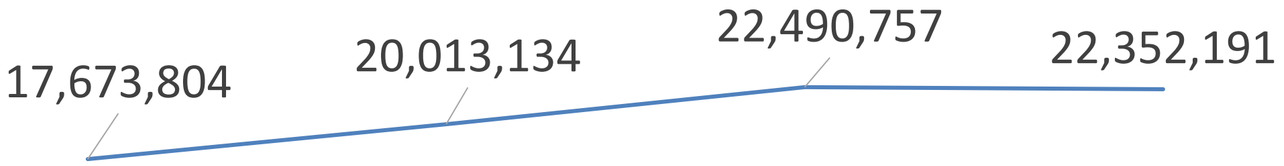

Here's The Problem

44% increase in neighbor ***engagements***

26% increase in ***pounds distributed***

2022 **2023** **2024** **2025**

Strategic Goals 2026

Oasis Implementation

In 2026, CAPK Food Bank will be deployinig the CRM system OASIS to be used by all agency partners across the county to be able to report unduplicated amounts of neighbors served.

Increased Fruits & Vegetables

In 2026, the CAPK Food Bank will increase the percentage of fruits and vegetables provided to neighbors by 5% from the previous year. The ultimate goal is 50% of all pounds distributed.

CAP
Kern
ARIAT
WALTCO
capk
FOOD BANK

WE CAN BE THE FIRST COUNTY IN AMERICA
TO END FOOD INSECURITY



RESOURCES

Kern County: 916,108
FIR: 18% (164,900)
20 lbs monthly: 3,298,000
Currently distributing: 2,000,000
Approximately 61%

ACCESS

We currently have distributions in every community in Kern (210+)

INFORMATION

We will leverage technology to create a multi-layered information system

Structural Challenge

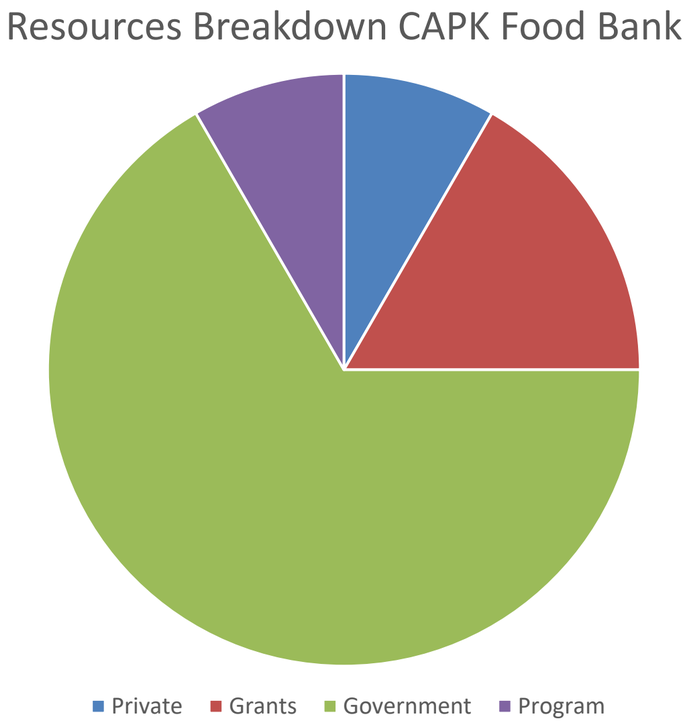

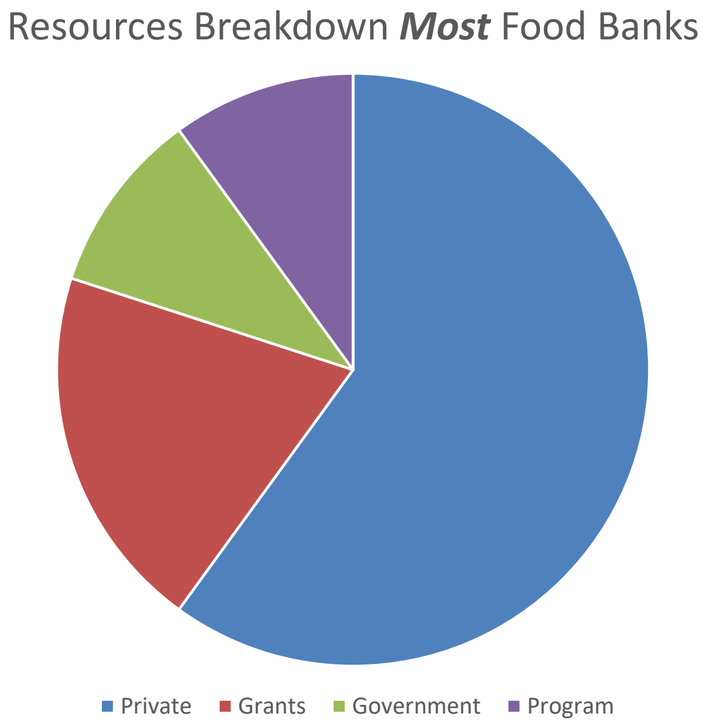

Changing the revenue mix away from dependence on government funding as the primary source is ***critical*** to the ability of the CAPK Food Bank to continue to operate a comprehensive, County-wide food insecurity relief service. Higher level of private funding allows the Food Bank to staff at appropriate levels as well as purchase food to supplement what is not received in direct shipments and donations. Additionally, being able to purchase food mitigates the volatility that comes from reliance on donated goods from grocery stores who are not incentivized toward donation.

Kern County CalFresh Recipients Food Distributions November 2025

- ***Averaging 4 cars per minute:***
  - 1,920 cars per 8 hours
  - 2,400 cars per 10 hours
- ***Manpower:***
  - 40-50 per shift, per location
- ***Logistics:***
  - 2 refrigerated semi-trucks & drivers per location, per day
  - Traffic control coordination with law enforcement
- ***Advance request*** form for CalFoods funds was submitted 10/23/25
- **RAS-01** Request for Additional Support for National Guard was submitted 10.23.25

- ***If the National Guard isn't provided at the requested level***, we will develop a reduced option B with current agency partners.
- ***What is still needed:*** Local grower support. Who can make contacts?

September 2025 CalFresh Cases in Kern County and Greater Bakersfield

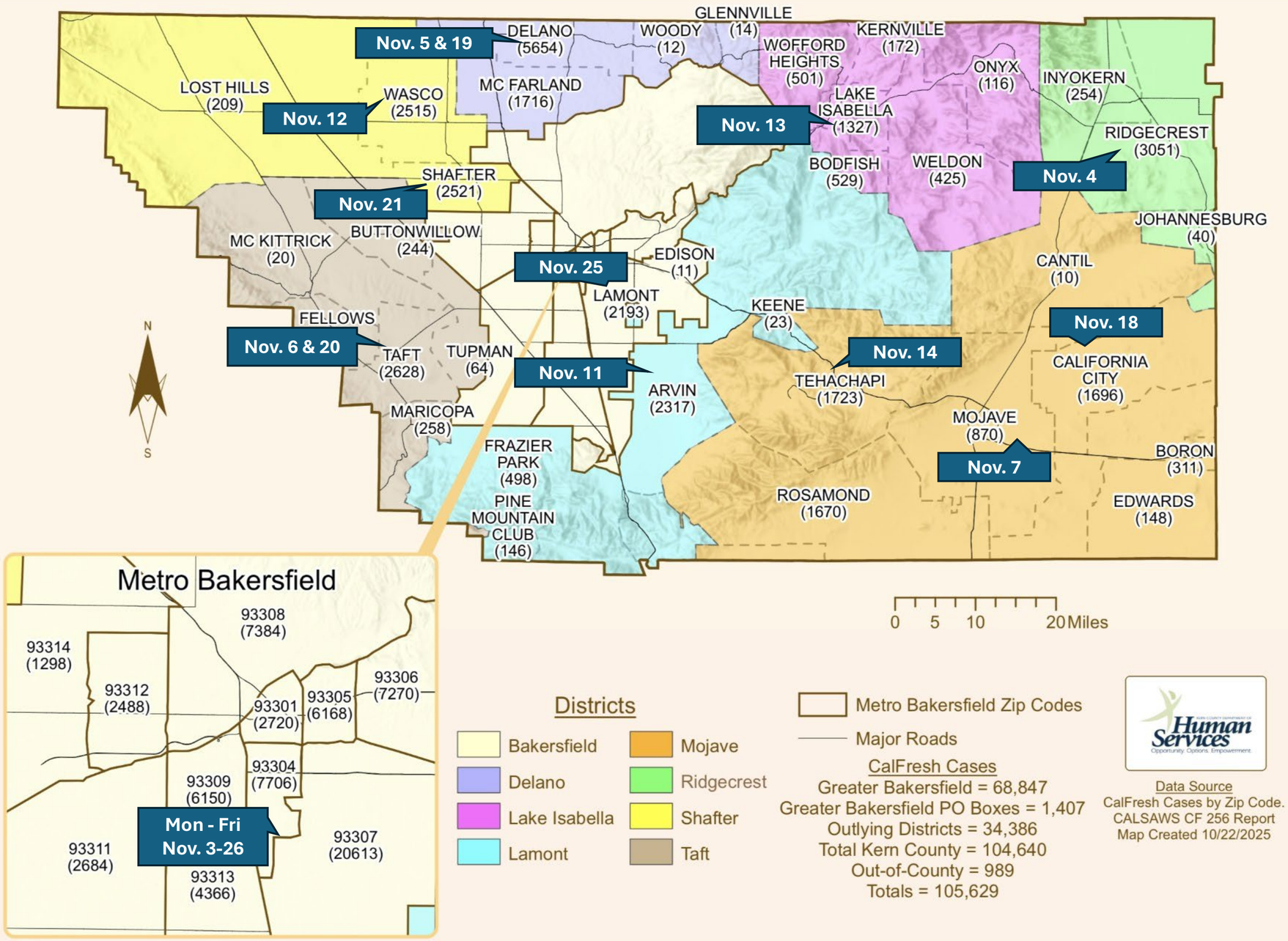

March 2026 PRE Committee

February 2026 Program Monthly Reports

Housing and Supportive Services

Coordinated Entry Services
M Street Homeless Navigator Center
CalAIM - Homeless Services
Adult Re-entry Program

Community Action Partnership of Kern
Monthly Report 2026

Month	February-26	**Program/Work Unit**	Coordinated Entry Services (CES)
Division/Director	Rebecca Moreno	**Program Manager**	Joseph Aguilar
Reporting Period	January 1, 2026 - December 31, 2026		

Program Description

Coordinated Entry Services (CES) is the system to assist communities in ending homelessness by providing a clear and systematic pattern for helping individuals to quickly access the most appropriate services available through standardized access, a standardized assessment process, and a coordinated referral (match) process for individuals to preventions, housing, and/or other related services. The following counties are currently being served by CAPK CES, Kern County.

The Coordinated Entry System (CES) process will support the encampment proposal. The strategy will expedite the housing process by creating an Encampment by Name List and an encampment match call with collaborating partners to review status, barriers, and match encampment residents to permanent housing units and/or housing resources identified.

Homeless Referrals/Assessments (SRV 7a) (duplicated client counts)	**Month**	**YTD**	**YTD Goal**	**Month Progress**	**Annual Progress**
Kern County	2,871	6,113	25,000	11%	24%
Number of applicants who received a response within 24 Hours (duplicated client counts)	**Month**	**YTD**	**YTD Goal**	**Month Progress**	**Annual Progress**
Kern County	2,658	5,657	20,000	13%	28%
Pending Assessments (duplicated client counts)	**Month**	**YTD**	**YTD Goal**	**Month Progress**	**Annual Progress**
Number of clients without initial contact by the end of the month.	5	9	200	3%	5%
Among clients from the preceding month, the average duration (days) to reach those who are still pending.	4				
Encampment Resolution (SRV 7a) (duplicated client counts)	**Month**	**YTD**	**YTD Goal**	**Month Progress**	**Annual Progress**
Number of Clients Served	32	73	450	7%	16%
Matched to Housing Subsidy (i.e., voucher, rapid rehousing or physical location) (SRV 4m, 4o)	2	12	70	3%	17%
HOUSED to permanent housing placement (SRV 4o)	2	8			

Explanation (Over/Under Goal Progress)

Community Action Partnership of Kern
Monthly Report 2026

Program Strategic Goals	Progress Towards Goal
1. Optimize the use of existing access points in rural areas of Kern County.	Strategic Plan. CES continues to offer trainings to new staff from partner agencies and community members. CES continues to work on the Road to Housing tool.
2. Enhance recruitment initiatives to attract and hire well-qualified candidates. This includes enhancing employee retention and foster opportunities for professional growth.	One FTE is currently in training and is expected to complete her training by the end of this week.
3. Among clients from the prior month, the average time taken to reach pending clients is currently 15 days, attributed to high call volume and limited staff. The objective is to achieve client contact within 5 days of the initial request.	Fully trained FTE by the end of this week to provide additional support to our team.
Program Highlights	

Community Action Partnership of Kern
Monthly Report 2026

Month	February-26	Program/Work Unit	M Street Navigation Center
Division/Director	Rebecca Moreno	Program Manager	Laurie Hughey
Reporting Period	January 1, 2026 - December 31, 2026		

Program Description

CAPK operates the 147-bed homeless Low Barrier Navigation Center in partnership with the County of Kern. This 24-hour shelter offers housing, meals, showers, laundry and an array of mental health, medical care, dental and economic resources to un- sheltered individuals with pets and partners.

Shelter Services	Month	YTD	YTD Goal	Month Progress	Annual Progress
Overnight Residents (Assigned Beds) (FNPI 4a & SRV 7b, SRV 4m)	129	257	1,500	9%	17%
Total Clients Served	180	368	2,400	8%	15%
Pets (i.e., kennel, emotional support assistance and service pet)	14	25	75	19%	33%
Residents Under 90 days length of stay	58	120	800	7%	15%
Exits to Permanent Housing (FNPI 4b)	8	12	100	8%	12%
Exits-Self	8	21	150	5%	14%
Exits-Involuntary	32	60	700	5%	9%
Exits - Other	2	2	75	3%	3%
Case Management Services (SRV 7a)	346	731	8,000	4%	9%
Critical Incidents	44	82	250	18%	33%
Shelter Residents Meals (SRV 5ii)	5,033	8,120	70,000	7%	12%
Number of Volunteers *(duplicated)*	150	300	100	150%	300%
Volunteers Hours *(duplicated)*	158.00	334	3,000	5%	11%

Safe Camping	Month	YTD	YTD Goal	Month Progress	Annual Progress
Total clients served (SRV 7b)	60	99	500	12%	20%
Current client census	40	74	300	13%	25%
Meals (SRV 5ii)	1,149	1,861	20,000	6%	9%
Pets	7	20	75	9%	27%
Clients moved to Shelter (SRV 4m)	0	0	15	0%	0%
Exits to Permanent Housing (FNPI 4b)	0	2	20	0%	10%
Exits-Self	0	2	50	0%	4%
Exits-Involuntary	6	10	75	8%	13%
Exits - Other	1	1	75	1%	1%
Critical Incidents	0	1			

Safe Parking	Month	YTD	YTD Goal	Month Progress	Annual Progress
Total clients served	10	20	30	33%	67%
Current client census		10	25	0%	40%
Clients moved to Shelter (SRV 4m)		0	10	0%	0%

Explanation (Over/Under Goal Progress)

Community Action Partnership of Kern
Monthly Report 2026

Program Strategic Goals	Progress Towards Goal
1. Number of clients participating in job training program, (i.e., Project Hire-Up, financial Literacy, Recycling Lives, Open Door Network).	Two (2) clients are currently participating in this cohort of Project Hire-Up, and 8 clients are working various jobs in the community, such as Jack n box, Walmart, Hard Rock Casino, and Bolthouse.
2. Increase job retention/recruitment at M street by (1) developing job descriptions that accurately reflect job performance and (2) regrading/classification of job descriptions.	completed
3. Increase the number of clients who transition to permanent housing by 5% from the prior year (2024 - 73 clients) to 100 clients.	8 clients were placed in housing this month.

M Street Navigation Center - Client Demographic Information

Race Demographic	Month
18 - 24	8
25 - 34	28
35 - 44	44
45 - 54	33
55 - 61	37
62+	30
Total:	**180**

Race Demographic	Month
American Indian or Alaska Native	2
Asian	2
Black or African American	26
Hispanic/Latina/e/o	38
White	67
Multiple races	43
Client Don't know / Refused	2
No Answer	
Total:	**180**

Gender	Month
Female	65
Male	114
Trans Female and Male (Male to Female, Female to Male)	
Gender Non-Conforming (i.e. not exclusively male or female)	1
Client doesn't know	
Client refused	
No Answer	
Total:	**180**

Zip Code	Month	Zip Code	Month
93203	1		
93301	68		
93304	12		
93305	8		
93306	9		
93307	14		
93308	20		
93309	8		
93311	2		
93312	2		
92225	1		
93215	1		
93240	1		
93244	1		
93245	1		
93501	1		
93555	1		
93560	1		
94104	1		
94305	1		
99001	1		
Not specified	25		
Total			**180**

Community Action Partnership of Kern
Monthly Report 2026

Safe Camping - Client Demographic Information

Race Demographic	Month
18 - 24	1
25 - 34	9
35 - 44	11
45 - 54	20
55 - 61	6
62+	13
Total:	**60**

Race Demographic	Month
American Indian or Alaska Native	0
Asian	0
Black or African American	5
Hispanic/Latina/e/o	8
White	34
Multiple races	13
Client Don't know / Refused	
No Answer	
Total:	**60**

Gender	Month
Female	23
Male	37
Trans Female and Male (Male to Female, Female to Male)	
Gender Non-Conforming (i.e. not exclusively male or female)	
Client doesn't know	
Client refused	
No Answer	
Total:	**60**

Zip Code	Month	Zip Code	Month
93301	8		
93302	1		
93304	6		
93305	4		
93306	4		
93307	5		
93308	11		
93309	6		
93311	1		
93313	1		
93225	1		
93553	1		
93556	1		
95828	1		
95206	1		
93268	2		
93283	1		
93285	1		
Not specified	4		
Total			**60**

Program Highlights

Community Action Partnership of Kern
Monthly Report 2026

Month	February-26	Program/Work Unit	California Advancing and Innovating Medi-Cal (CalAIM)
Division/Director	Rebecca Moreno Director of Community Services	Program Manager	Joseph Aguilar
Reporting Period	January 1, 2026 to December 31, 2026		

Program Description

CalAIM is a new initiative by the Department of Health Care Services (DHCS) to improve the quality of life and health outcomes of Medi-Cal beneficiaries by implementing broad delivery of system, programmatic, and payment system reforms. A key feature of CalAIM is the introduction of a new menu of "in lieu of services" (ILOS), or Community Supports, which, at the option of a MediCal managed care health plan (MCP) and a Member, can substitute for covered Medi-Cal services as cost-effective alternatives. MCPs will be responsible for administering Community Supports. For this partnership, CAPK would serve as a Community Support providing rental assistance.

Housing Transition Navigation Services	Month	YTD	YTD Goal	Annual Progress	
Number of Clients Currently Served	355	704	450	156%	
Number of Referrals Received (SRV 7c)	65				
Number of Enrollments	63				
Number of services per client per month (i.e., one-on-one case management, landlord engagement, obtaining vital documents) (SRV 7a)	1,230	2,195	8,100	15%	27%

Housing & Furnishing Deposits (SRV4d)	Month	YTD	YTD Goal	Month Progress	Annual Progress
One-time use up-to $5000 per client (includes housing deposits, furnishing, appliances)	8	10	100	8%	10%

Housing Tenancy and Sustaining Services	Month	YTD	YTD Goal	Month Progress	Annual Progress
Number of clients secured placement (SRV 4o)	3	17	75	4%	23%

Transitional Rent	Month	YTD
Number of Clients Currently Enrolled	0	0

Explanation (Over/Under Goal Progress)

Program Strategic Goals	Progress Towards Goal
1.) Enhance recruitment initiatives to attract and hire well-qualified candidates. This includes enhancing employee retention and foster opportunities for professional growth.	In the process of hiring, More interview to be scheduled.
2.) Broaden CalAIM services by collaborating with existing and new managed care plans to diversify the program's funding sources.	Proactively assisting Oasis and East Kern Resource Center develop and improve CalAIM services; exploring options to add additional ECM and CS services, submitted application to partner and become a CBO with Anthem.

Adult Re-entry Program — Monthly Progress Report

Month	Feb-26	**Program/Work Unit**	Adult Re-entry Program
Division/Director	Rebecca Moreno	**Program Manager**	Rosario Miranda
Reporting Period	February 1, 2026 to February 28, 2026		

Program Description

Community Action Partnership of Kern's (CAPK) Adult Reentry Grant Warm Handoff and Reentry Services Program (ARG WHO) is designed to reduce rates of homelessness and recidivism among justice-involved individuals in Kern County. CAPK provides case management, rental assistance, job readiness training, and behavioral health referrals, prioritizing high-barrier populations including those under Penal Code 290. Services are delivered using a Strengths-Based, Housing First approach that addresses immediate needs upon release and facilitates individual change to ensure self-sufficiency upon program exit.

CLIENT SERVICES

	Month	YTD	YTD Goal	Month %	Annual %
New Enrollments — Unduplicated (SRV 7a)	25	25	300	8.3%	8.3%
Number of Client Contacts — Duplicated (CalAIM / SRV 7a)	268	268	5720	4.7%	4.7%

GOAL 1: INCREASE STABLE HOUSING | Target: ≥80 participants receive rental/housing assistance; ≥70% housing stability

	Month	YTD	YTD Goal	Month %	Annual %
Number of emergency temporary hotel placements provided	7	7	40	17.5%	17.5%
Number of short-term rental assistance recipients (up to 12 months)	5	5	70	7.1%	7.1%
Number of clients housed within 30 days of release from state prison	2	2			
Number of clients housed within 60 days of release from state prison	1	1			
Number of clients housed — 60+ days post-release	2	2			
Number of rental assistance payments / security deposits paid (SRV 4o)	5	5			
Recidivism rate — clients receiving housing assistance at 1 year (%)	0.0%	0			
Recidivism rate — clients receiving housing assistance at 2 years (%)	0.0%	0			
Recidivism rate — clients receiving housing assistance at 3 years (%)	0.0%	0			

GOAL 2: INCREASE EMPLOYMENT & ECONOMIC STABILITY | Target: ≥60% of unduplicated participants receive workforce services; ≥80 complete workshops

	Month	YTD	YTD Goal	Month %	Annual %
Number of clients who completed targeted skill-building workshops	5	5	80	6.3%	6.3%
Number of clients referred to employment / workforce training	12	12			
Number of clients completed job readiness training (SRV 1f)	4	4			
Number of clients who gained employment (up to living wage) (FNPI 1b)	6	6			

Number of clients who gained income — SSI/SSDI or other than employment	3	3			
Financial Management / Coaching programs provided (SRV 3c)	0	0			
Recidivism rate — clients receiving employment assistance at 1 year (%)	0.0%	0			
Recidivism rate — clients receiving employment assistance at 2 years (%)	0.0%	0			
Recidivism rate — clients receiving employment assistance at 3 years (%)	0.0%	0			

GOAL 3: INCREASE MENTAL HEALTH & SUBSTANCE USE SERVICES | Target: ≥50% of participants referred to behavioral health services

	Month	YTD	Month %	Annual %
Number of clients referred to mental health or substance use services (SRV 5v)	20	20		
Number of clients completed 6-month treatment / counseling	0	0		
% of clients who remain engaged in behavioral health care at 12 months	0.0%	0		

EXPLANATION — Progress Notes (Over/Under Goal)

PROGRAM STRATEGIC GOALS

Strategic Goal	Progress Towards Goal
1.) Create a comprehensive program policy and procedure manual, including documents such as referral forms and intake/assessment forms.	Intake/assessment forms were created and approved by management. Currently utilized by service providers and community partners.
2.) Maintain strong relationships with Parole and Probation Departments while expanding efforts to provide comprehensive wraparound services.	Established and ongoing process.
3.) Focus on leveraging partnerships to address critical needs such as employment support, housing stability, and additional services through programs like CalAIM, including Day Habilitation, to holistically support successful reentry outcomes.	ARG staff is currently training on the CalAIM and CES process to integrate the homeless response system and CalAIM processes into ARG, thus assisting in the advancement of overall program deliverables.

PROGRAM HIGHLIGHTS

Veterans & Supportive Services

Community Action Partnership of Kern
Monthly Report 2026

Month	February-26	Program/Work Unit	Veterans & Supportive Services
Division/Director	Rebecca Moreno	Program Manager	Carlos Clemente-Juarez
Reporting Period	January 1, 2026 - December 31, 2026		

Program Description

CVAF operates a 40 bed BRIDGE and Service Intensive Transitional housing program through the US Department of Veterans Affairs. This consists of two apartment complexes and two homes through the City of Bakersfield. This is a 24-hour per day, 365 day per year program that provides housing, case management, transportation, food, and laundry services. Staff also provides referrals to medical, mental health and community based service programs. CVAF also operates the Supportive Services for Veterans and Families Program through the US Department of Veterans Affairs which is a rapid rehousing/homeless prevention program for veterans households that are homeless or at risk of homelessness. The HHAP CM program provides case management services for HUD Emergency Housing Voucher clients through the Housing Authority. The HHAP YS programs provides scattered-site, low barrier shelter for youth aged 18 - 24.

Grant and Per Diem	Month	YTD	Annual Goal	Month Progress	Annual Progress
BRIDGE: % Exit to Permanent Housing (> 75%) (SRV 4o)	2	3	10	20%	30%
BRIDGE: % Negative Program Exit (< 20%) (SRV 4m, 4n)	0	1	7	0%	14%
BRIDGE: % Employed at Exit (SRV1m)	1	1	3	33%	33%
SITH: % Exit to Permanent Housing (> 75%) (SRV 4o)	0	3	16	0%	19%
SITH: % Negative Program Exit (< 20%) (SRV 4m, 4n)	0	1	7	0%	14%
SITH: % Employed at Exit (SRV1m)	1	2	5	20%	40%
Total Households Served	2	46	85	2%	54%
Supportive Services for Veteran Families (SSVF)	**Month**	**YTD**	**Annual Goal**	**Month Progress**	**Annual Progress**
Total Households Served	4	87	150	3%	58%
Permanent Housing Placements	2	5	35	6%	14%
Rental Assistance Payments	26	96	475	5%	20%
Security Deposit	1	6	40	3%	15%
Bus Pass	3	3	35	9%	9%
Application Fees	0	0	15	0%	0%
General Housing Stability Assistance (GHSA)	0	7	35	0%	20%
Utility Payments	1	1	25	4%	4%
Late Fees	1	2	40	3%	5%
Moving Costs	0	0	7	0%	0%
Landlord Incentives	0	0	5	0%	0%
Tenant Incentives	0	1	5	0%	20%
Rental Arrears	0	0	10	0%	0%
Vehicle Repair	1	1	3	33%	33%

Community Action Partnership of Kern
Monthly Report 2026

Permanent Supportive Housing (Park 20th/Residences at East Hills)	Month	YTD	Annual Goal	Month Progress	Annual Progress
Number of Households served	0	33	25	0%	132%
Program Exit	1	1	3	33%	33%
HHAP YS (Youth Shelter)	**Month**	**YTD**	**Annual Goal (12 Mo)**	**Month Progress**	**Annual Progress (12 Mo)**
Number of clients served	4	14	20	20%	70%
Housing Placement (e.g., transitional, temporary, permanent) (SRV 4m, 4n, 4o)	0	2	10	0%	20%
Negative Exits	0	1	5	0%	20%
Covey Cottages	**Month**	**YTD**	**Annual Goal**	**Month Progress**	**Annual Progress**
Number of Clients served	0	10	12	0%	83%
Vacancies	2	2	5	40%	40%
Explanation (Over/Under Goal Progress)					
Program Highlights					

Health and Nutrition Services

Food Bank
Migrant Childcare Alternative Payment
Women, Infant, and Children

Community Action Partnership of Kern
Monthly Report 2026

Month	January-26	Program/Work Unit	Food Bank
Division/Director	Health & Nutrition, Susana Magana	Program Manager	Kelly Lowery
Reporting Period	January 1, 2026 - December 31, 2026 *(Note: The data represents information from two months earlier.)*		

Program Description

The Food Bank provides food assistance to low-income families and individuals through a network of more than 220 agency partner distribution sites across Kern County. The CAPK Food Bank is the primary organization responsible for distributing State and Federal emergency food assistance for Kern County neighbors in need. Additionally, the Food Bank is the Feeding America affiliate food bank for Kern, facilitating grocery rescue [Fresh Rescue Program] to support the network of more than 150 Pantries across the county. Every month, the Food Bank distributes between more than 1.5 and 2 million pounds of food, which reaches more than 100,000 Kern County food-insecure neighbors.

The Emergency Food Assistance Program (TEFAP)	Month	YTD	Annual Goal	Month Progress	Annual Progress
Neighbor Engagements	58,926	58,926	700,000	8%	8%
Pounds Distributed	738,879	738,879	10,000,000	7%	7%
Pantry Program	**Month**	**YTD**	**Annual Goal**	**Month Progress**	**Annual Progress**
Neighbor Engagements	103,139	103,139	1,250,000	8%	8%
Pounds Distributed	715,557	715,557	9,500,000	8%	8%
CSFP (Senior Box) Program	**Month**	**YTD**	**Annual Goal**	**Month Progress**	**Annual Progress**
Neighbor Engagements	5,311	5,311	66,000	8%	8%
Pounds Distributed	198,051	198,051	2,300,000	9%	9%
Free Farmers Markets	**Month**	**YTD**	**Annual Goal**	**Month Progress**	**Annual Progress**
Neighbor Engagements *(Not attached to distros)*	9,992	9,992	75,000	13%	13%
Pounds Distributed	51,466	51,466	750,000	7%	7%
Brighter Bites	**Month**	**YTD**	**Annual Goal**	**Month Progress**	**Annual Progress**
Neighbor Engagements	5,271	5,271	75,000	7%	7%
Pounds Distributed	17,426	17,426	275,000	6%	6%
Community Events & Other	**Month**	**YTD**	**Annual Goal**	**Month Progress**	**Annual Progress**
Engagements	3,248	3,248	25,000	13%	13%
Pounds Distributed	246,821	246,821	1,500,000	16%	16%
Totals	**Month**	**YTD**	**Annual Goal**	**Month Progress**	**Annual Progress**
Total Engagements	185,886	185,886	2,250,000	8%	8%
Total Pounds Distributed (SRV 5jj)	1,968,200	1,968,200	23,000,000	9%	9%
Volunteers (SRV 6f)	**Month**	**YTD**	**Annual Goal**	**Month Progress**	**Annual Progress**
Volunteers who received job skill training (e.g., paid partnership though service providers, duplicated)	45	45	450	10%	10%

Other Volunteers (i.e., general public, duplicated)	160	160	2,250	7%	7%

Explanation (Over/Under Goal Progress)

TEFAP, CSFP and Pantry Program numbers are holding steady. The drop in free farmers market numbers is due to sites not reporting in time. The deployment of Oasis this year will get our reporting more accurate and timely. In total, our neighbor engagements and pounds distributed remain steady,

Program Strategic Goals	Progress Towards Strategic Goals
In 2026, CAPK Food Bank will be deploying the CRM system OASIS to be used by all agency partners across the county to be able to report unduplicated amounts of neighbors served.	In January, at the annual partner conference, Oasis was introduced to agency partners. Additional training was provided weekly throughout January. Additionally, a dedicated staff member joined the food bank team and provides daily office hour support.
In 2026, the CAPK Food Bank will increase the percentage of fruits and vegetables provided to neighbors by 5% from the previous year.	Staff met to discuss this goal and committed to creating additional free farmers market sites as well as additional Brighter Bites sites.

Program Highlights

On January 10th, the Food Bank team hosted more than 200 representatives from agency partners across the county for our annual agency partner conference. We introduced OASIS, the new CRM, as well as PAYSTAND, the new digital payments platform. We had great training as well as engaging roundtable discussions on the state of food insecurity in Kern County. We were joined by Claire Babineaux-Fontenot, the CEO of Feeding America, as well as State Senator Shannon Grove.

Community Action Partnership of Kern
Monthly Report 2026

Month	February-26	Program/Work Unit	Migrant Childcare Alternative Payment (MCAP)
Division/Director	Susana Magana	Program Administrator	Laura Porta
Reporting Period	January 01, 2026 to December 31, 2026		

Program Description

The Migrant Childcare Alternative Payment (MCAP) program provides childcare subsidies to migrant, agriculturally working families. Once families are authorized, their services are certified based on their verified need for childcare services. MCAP maximizes parental choice for services and utilizes the approved childcare providers in our communities to satisfy the family's need for services. Families can apply for childcare services in six entry counties: Kern, Kings, Madera, Merced, Tulare, and Fresno. Once a family is enrolled in the program, they can migrate anywhere in California to follow agricultural work, and their childcare services can continue.

Program Reimbursements (CY Jan - Dec 2025) Note: duplicated below for program fiscal year.	Current Month	YTD	Goal	Annual Progress
Provider Payments-Subsidies Expended (SRV7e)	2,902,954	5,794,661	$ 27,900,000	21%

Program FY Reimbursements Progress	Current Month	YTD	Goal	Annual Progress
Provider Payments-Subsidies Expended (SRV7e)	2,902,954	5,794,661	27,900,000	21%

Services	Current Month
Active Child Enrollment	3,173
Active Childcare Providers (SRV 7f)	618

	Previous Month	Add (+)	Drop (-)	Current Month
Waiting List Totals (children)				0

Explanation (Over/Under Goal Progress)

The Migrant Childcare Alternative Payment (MCAP) is currently on target to fully meet the FY 2025-2026 program contract. We currently have a total of 3173 children actively receiving services and this represents a total of 1580 families. Our program continues to enroll eligible families and is projected to fully earn the current contract.

Program Strategic Goals	Progress Towards Strategic Goal
1. Staff Recruitment & Retention – Develop and implement a staffing plan that supports recruitment, retention, and workforce development to meet the program's growing needs.	Program leadership continues to focus on monthly staff trainings, and individual staff support to build skill provide professional development opportunities.
2. Program Growth & Sustainability – Strengthen program capacity by enhancing training, technology, and reporting systems to ensure efficient operations and sustainable growth.	Due to our program's expansion in office space, we have been able to provide better working space for all staff members and secure ergonomically correct furniture for all staff members including our staff members working from satellite office locations. The additional work space available has allowed us to hire the additional positions necessary to better support our team and meet the necessary child enrollment totals to fully earn our contract this year.

Program Highlights

The Migrant Childcare Program (MCAP) is projected to fully earn our contract. Our current active enrollment count is 3173 children. This enrollment number represent the highest enrollment total in the history of the MCAP program. This is great news as our current totals continue to indicate the growing need for childcare services among the migrant population in our communities throughout the State.

Community Action Partnership of Kern
Monthly Report 2026

Month	February-26	Program/Work Unit	Women Infants & Children (WIC) Nutrition
Division/Director	Susana Magana	Program Manager	Marissa Ortiz-Cortez
Reporting Period	January 1, 2026 - December 31, 2026		

Program Description

The Women, Infants, & Children (WIC) program is a supplemental nutrition initiative that offers nutrition education, breastfeeding support, and nutritious foods to enhance diets. It serves pregnant, postpartum, and breastfeeding women, as well as infants and children under the age of 5. Additionally, fathers, grandparents, migrant families, military families, and caretakers can receive food benefits for eligible infants and children. CAPK WIC operates across 16 sites in Kern County and has 3 locations in San Bernardino County.

Services	Month	YTD	Annual Goal	Month Progress	Annual Progress
Caseload (SRV 5g)	14,074		14,910		94%
Breast Feeding 30% of infants are breastfed (i.e., some, mostly or fully breastfeeding compared to formula)	1,017		1,200		85%
Local Vendor Liaison-Contact Stores (contact 67 vendors 1 contact required per quarter totaling 268 contacts per year)	0	0	268	0%	0%
Outreach	**Month**	**YTD**	**Goal**	**Month**	**Annual**
Online Enrollment	95	181	1,300	7%	14%
WIC Presentations and Outreach Events	6	7	50	12%	14%
Publication in newspaper, television, and/or social media postings (English and Spanish)	11	72	350	3%	21%
Regional Breast Liaison (RBL)	**Month**	**YTD**	**Goal**	**Month Progress**	**Annual Progress**
Meet with key community stakeholders (i.e., medical managed care, hospital staff, lactation support, health care providers, other WIC agencies) in Region 24 to increase breastfeeding awareness and referrals to the WIC program, as well as share WIC digital materials and utilization.	15	36	120	13%	30%

Peer Counseling Program (PCP)	Clients Served	Goal	Annual Progress
Provide basic breastfeeding education and encouragement to WIC PCP participants.	313	1,000	31%

Explanation (Over/Under Goal Progress)

LVL visits begin in March

Community Action Partnership of Kern
Monthly Report 2026

Program Strategic Goals	Progress
1. Enhance Nutrition Counseling Services. Strengthen the quality of nutrition counseling by providing staff with advanced training in active listening, addressing barriers to breastfeeding, and tailoring nutrition guidance to client needs. Focus on offering practical solutions and empathetic support to improve the effectiveness of sessions.	Sign up staff for CWA conference. Trainings on Early Childhood Development / Perinatal Health & Nutrition
2. Increase observations, monitoring activities, and reviews of clinic operations, Quality Assurance helps verify correct eligibility determinations, benefit issuance, nutrition education, breastfeeding support, and vendor transactions. Expanding the number of observations allows the program to identify patterns, reduce errors, strengthen staff performance, and ensure policies are applied uniformly across all service sites. By using observation findings to provide feedback, training, and corrective actions, the WIC Program promotes accountability, protects program integrity, and enhances the overall quality of services provided to women, infants, and children.	Training new Quality Assurance Coordinator - onboarded in December
3.WIC aims to reach more eligible families and reduce barriers to enrollment and retention. Enhanced outreach strategies—including targeted community events, culturally appropriate materials, digital communication, and referral initiatives—support timely enrollment, continued participation, and improved utilization of WIC services.	Social Media Outreach Campaign launched. Billboards posted up in Kern County with content focused on new enrollments. Met with CAPK outreach team for additional measures such as mailers

Program Highlights

Youth and Community Services

East Kern Family Resource Center
Oasis Family Resource Center
Energy, Weatherization, and Utility Assistance
Friendship House Community Center
Volunteer Income Tax Assistance
2-1-1 Call Center

Community Action Partnership of Kern
Monthly Report 2026

Month	February-26	Program/Work Unit	East Kern Family Resource Center (EKFRC)
Division/Director	Fred Hernandez Youth & Community Services	Program Manager	Anna Saavedra
Reporting Period	January 1, 2026 - December 31, 2026		

Program Description

East Kern Family Resource Center (EKFRC) is a regional resource center based in Mojave, Ca. The EKFRC provides assistance to low-income individuals and families from the desert and Tehachapi Mountain communities. The primary focus is to assist individuals and families who are facing housing insecurities and to prepare children 0-5 years of age to enter kindergarten successfully. The EKFRC also provides individuals and families with basic need services, clothing, diapers, food, household items, hygiene kits, blankets, business services, VITA, and assistance with HEAP applications.

Homeless Housing Assistance and Prevention (HHAP) Rural Drop-in Center	Month	YTD	Annual Goal	Month Progress	Annual Progress
Case Management Services (SRV 7a)		5	60	0%	8%
Street Outreach and Education		35	75	0%	47%

HHAP Linkages to Services (Referrals)	Month	YTD
California Driver's License (SRV 7j)	3	4
Social Security Insurance (SSI) (SRV 7i)	0	0
Medical Services (SRV 7c)	4	10
Mental Services (SRV 7c)	4	5
Housing Placement (e.g., transitional, temporary, permanent) (SRV 4m, 4n, 4o)	2	3
Educational and Career Development (SRV 7c)	5	22

HHAP Distribution of Supplies	Month	YTD
Food Assistance (SRV 5jj)	117	278
House Hold Items	18	66
Hygiene Kits (SRV 5oo)	47	105
Emergency Clothing (SRV 7n)	145	305
Administrative Services & Copies	86	167
Transportation Services (SRV 7d)	10	24
Educational Supplies (SRV 2k)	2	6

Covid - 19 Supplies (SRV 5oo)	4	10			
First 5 Kern	**Month**	**YTD**	**Annual Goal**	**Month Progress**	**Annual Progress**
Parents Receiving Case Management Services (SRV 7a)	0	1	30	0%	3%
Children Receiving Case Management Services (SRV 7a)	0	2	30	0%	7%
Parents Participating in Court Mandated Classes (FNPI 5d & SRV 5mm)	0	3	10	0%	30%
Children Educational Center Base Activities (FNPI 2b)	0	2	30	0%	7%
Children Educational Home Base Activities (FNPI 2b)	0	0	30	0%	0%
Children Summer Bridge Activities (FNPI 2b)	0	0	15	0%	0%
Collaborative Meetings Participated	1	2	12	8%	17%
Family Support Services for non-clients with children 5 and under	15	29			
First 5 Total		39			
First 5 Kern/ Department Health Services	**Month**	**YTD**	**Annual Goal (12 Mo)**	**Month Progress**	**Annual Progress (12 Mo)**
Family Support Services for non-clients with children 6-18 (SRV 2e K-12)	20	33			
CalCapa Diaper Supply Bank	**Month**	**YTD**	**Annual Goal**	**Month Progress**	**Annual Progress**
Diaper Supply Management Enrollment **Unduplicated** (NPI5.2)	6	18	150	4%	12%
Monthly Diaper Kit Supply Delivery **Duplicated** (SRV5.nn)	177	357	1800	10%	20%
Walk-In Community Services (Duplicated Clients & Case Managed Clients)	**Month**	**YTD**			
Administrative Services & Copies	292	561			
Baby Supplies (SRV 2w)	121	239			
Covid - 19 Supplies (SRV 5oo)	0	13			
Court Mandated Parenting Correspondence (SRV 2w)	45	57			
Educational Supplies (SRV 2k)	11	20			
Emergency Clothing (SRV 7n)	328	658			

Food Assistance (SRV 7c)	302	591
Household Items (SRV 7c)	41	90
Hygiene Kits (SRV 7c)	70	157
Referrals (SRV 7c)	44	44
Transportation Services (SRV 7d)	5	5

Explanation (Over/Under Goal Progress)

During the month of February we did not have any new enrollments to our First 5 program, we are working towards our goals. One of our challenges for our First 5 program is one of our Early/Educator /Case Manager has been on medical leave. Margarita our part time Early Educator has been working in our center-based classroom covering for Ms. M. And providing case-managed services. We are expecting Ms. M to return this month.

Program Strategic Goals	Progress Towards Goal
1. Secure additional funding to cover operational costs and improve the delivery of services.	We did not submit or meet with any possible funders this month.
2. Partner with private enterprises to boost program visibility and foster meaningful relationships.	
3. Improve on-site services to more effectively connect with the East Kern target population.	During the month of February we began to provide VITA services to clients in East Kern through teams.

Program Highlights

During the month of February we attended a Freedom Celebration which was hosted by the Mojave Adult School. This event was attended by the East Kern Community. The purpose of this celebration was to Celebrate 2 Afghanistan's release from the ICE detention center.. The community came together and brought a dish to share from their culture. Many of the attendees attend our Mojave Adult School who we collaborate and partner with.

Community Action Partnership of Kern
Monthly Report 2026

Month	February-26	Program/Work Unit	Oasis Family Resource Center
Division/Director	Youth & Community Services Freddy Hernandez	Program Manager	Eric Le Barbé
Reporting Period	January 1, 2026 - December 31, 2026		

Program Description

The Oasis Family Resource Center provides resources, education, and crisis assistance to individuals, families, and children in Ridgecrest and surrounding communities. They focus on providing case management and educational support to families to build resilience.

First 5 Kern	Month	YTD	Annual Goal	Month Progress	Annual Progress
Parents Receiving Case Management Services (SRV 7a)	0	15	30	0%	50%
Children Receiving Case Management Services (SRV 7a)	0	20	30	0%	67%
Parents Participating in Court Mandated Classes (FNPI 5d, and SRV 5mm)	0	4	10	0%	40%
Children Educational Home Base Activities (FNPI 2b)	0	20	15	0%	133%
Children Summer Bridge Activities (FNPI 2b)	0	0	10	0%	0%
Family Support Services for non-clients with children 5 and under (SRV 2w)	2	13			
First 5 Total	**2**	**72**			

First 5 Kern/ Department Health Services *(Term: Dec 2024 through Jun 2025)*	Month	YTD	Annual Goal	Month Progress	Annual Progress
Family Support Services for non-clients with children 6-18 (SRV 2e K-12)	16	29			

CalCAPA Diaper Supply Bank	Month	YTD	Annual Goal (12 Mo)	Month Progress	Annual Progress (12 Mo)
Diaper Supply Management Enrollment **Unduplicated** (NPI5.2)	2	152	150	1%	101%
Monthly Diaper Kit Supply Delivery **Duplicated** (SRV5.nn)	175	378	1800	10%	21%

Rental Assistance Program	Month	YTD			
Rental Assistance Program (estimated maximum $2,000 per household)	0	0			

Homeless Housing Assistance and Prevention (HHAP) Rural Drop-in Center	Month	YTD	Annual Goal	Month Progress	Annual Progress
Case Management Services (SRV 7a)	3	4	15	20%	27%
Street Outreach and Education	5	15	20	25%	75%

Walk-In Community Services (Duplicated & Non-First 5 Clients)	Month	YTD
Administrative Support (SRV 7c)	42	79
Baby Supplies (SRV 2w)	120	254
Copies	20	45

Community Action Partnership of Kern
Monthly Report 2026

Court Mandated Parenting Correspondence (SRV 2w)	6	13
Educational Supplies (SRV 2k)	24	43
Emergency Clothing (SRV 7n)	13	25
Food (SRV 7c)	218	470
Household Items (SRV 7c)	183	356
Referrals(SRV 7c)	29	55
Transportation Assistance (SRV 7d)	13	21
Total Community Services	**668**	**1361**

Explanation (Over/Under Goal Progress)

Rental support program is currently on hold.

Program Strategic Goals	Progress Towards Goal
1. Apply for three funding opportunities that would help extend range of services outside First 5 clients for under served families (Parenting, Children 6-18, seniors, and homeless individuals).	The Oasis FRC applied for a $5,000 community grant from F5K to host a Baby shower in the summer of 2026.
2. Participate in community outreach activities to promote CAPK & Oasis FRC services and seek donations from local business partners (in-kind and monetary).	A group of 30 Heartland Charter School students volunteered collecting and organizing baby and toddler clothing. Dutch Bros hosted a Fundraiser donating $1 per drink sold on Feb 13th raising a total of $805 . The Oasis FRC was awarded $10,000 from Ridgecrest Elks Lodge #1913 from the Beacon and Gratitude grants to purchase food pantry items and household products in the next few months. The Oasis FRC attended the Ridgecrest of Chamber of Commerce Outlook Conference with the support of CAPK Foundation networking with local businesses as potential donors.

Program Highlights

After launching CalAIM program in January, the Oasis FRC started providing direct services and billing to CalAIM in February enrolling 3 new clients in February and transferring 25 Ridgecrest clients back to the Oasis From East Kern FRC.
Office Assistant Diana completed her Car Seat Technician certification and Kern County Public Health executed MOU providing free car seats to CalFresh/WIC recipients.

Community Action Partnership of Kern
Monthly Report 2026

Month	February-26	Program/Work Unit	Energy & Utility Assistance
Division/Director	Freddy Hernandez	Program Administrator	Vipsassana Chawla
Reporting Period	January 1, 2026 - December 31, 2026		

Program Description

The Energy Program assists income-eligible Kern County residents with utility bill payment, free weatherization, and energy education at no cost to the participant. Weatherization services includes home repairs or the replacement of appliances to make the home more energy efficient.

Low-income Home Energy Program (LIHEAP) 2025	Month	YTD	Goal	Month Progress	Annual Progress
Households Served - Weatherization (Completed)	6	11	20	30%	55%
Low-income Home Energy Program (LIHEAP) 2026	**Month**	**YTD**	**Goal**	**Month Progress**	**Annual Progress**
Households Served - Utilities Assistance	454	886	5,000	9%	18%
Households Served - Weatherization	0	6	100	0%	6%
Department of Energy (DOE) Infrastructure Investment and Jobs Act (IIJA)	**Month**	**YTD**	**Goal**	**Month Progress**	**Annual Progress**
Households Served - Weatherization	0	7	160	0%	4%
Total Homes - Weatherized & Utility Assistance (Note: The data represents work submitted to CSD for reimbursement - delayed by 2 months)	**Month**	**YTD**	**Goal**	**Month Progress**	**Annual Progress**
Total Households Served - Utility Assistance (FNPI 4z, SRV 4i,)	**454**	886	**5,000**	9%	18%
Total Households Weatherized (FNPI 4h, SRV 4q, & SRV 4t)	**0**	13	**260**	0%	5%
City of Bakersfield - Transformative Climate Communities- Low Income Energy Efficiency Program	**Month**	**YTD**	**Goal**	**Month Progress**	**Annual Progress**
Number of clients enrolled in the case management program (SRV7a).	0	0	16	0%	0%
City of Bakersfield - Home Repair and Weatherization Program	**Month**	**YTD**	**Goal**	**Month Progress**	**Annual Progress**
Number of clients enrolled in the case management program (SRV7a).	0	0	10	0%	0%

Explanation (Over/Under Goal Progress)

Program Strategic Goals	Progress Towards Goal
1.) Complete 40% of the units in Phase 1.	As of now, we have completed **20** homes out of the Phase 1 target of 114 homes, to be achieved by June 2026. This represents meaningful early progress, and the team is continuously putting in sustained efforts to accelerate production and stay on track toward meeting the 40% completion benchmark.
2.) Successfully implement the City of Bakersfield Weatherization program and meet the contract goals.	The City of Bakersfield Weatherization Program continues to make steady progress toward fulfilling its contract deliverables. To date, the team has successfully weatherized 12 of the 21 required homes, leaving 9 homes remaining under the current contract. Additionally, we enrolled one new client this month, as the City has approved us to take on additional clients.

3.) Successfully implement the Transformative Climate Communities-Low Income Energy Efficiency Program and meet the program and contract goals.	The Transformative Climate Communities – Low Income Energy Efficiency Program is making steady progress toward meeting its program and contract goals. This month, the team initiated weatherization work on 2 homes, following the completion of their assessments, and 1 home has been fully completed as of now.

Program Highlights
The Energy Efficiency and Home Repair Programs continue to demonstrate steady and meaningful progress in delivering essential services to vulnerable households across the community. Collectively, these programs are providing critical support to elderly, disabled, and low income clients, ensuring healthier, safer, and more energy efficient living conditions. In addition to weatherization activities, the team is also assisting clients with critical home safety improvements, including ramp repairs to support accessibility needs

Community Action Partnership of Kern
Monthly Report 2026

Month	February-26		Friendship House Community Center (FHCC)
Division/Director	Fred Hernandez	**Program Administrator**	Lois Hannible
Reporting Period	January 1, 2026 - December 31, 2026		

Program Description

Located in Southeast Bakersfield, the program serves children, adults, and families through after-school, summer and mentor programs, nutrition education, sports, access to social services, and more.

Youth Programs	Month	YTD	YTD Goal	Month Progress	Annual Progress
Youth Mentoring (FNPI 2c.2., FNPI 2c.3, SRV 2p)	5	81	100	5%	81%
Summer Program (SRV 2m)	N/A	N/A	50		
After School Program (FNPI 2c.2., FNPI 2c.3, SRV 2p)	5	34	50	10%	68%

California Violence Intervention Program (CalVIP)	Month	YTD
Incident Response (SRV 5w)	0	0
Outcome/Case Managed Families (SRV 7a)	0	3
Provided Food Assistance (SRV 7c)	0	0
Subsidized Employment Program	5	10
Provided Mentoring Services (SRV 2p, 7c)	9	12
Assisted with relocation services/Deposit Payments (SRV 4d)	0	1
Temporary Housing Placements (SRV 4m)	0	1

Youth Community Access Program	Month	YTD	YTD Goal
Program Participants	54	54	80
Youth Leaders	12	12	12
Field Trips	1	1	30

Explanation (Over/Under Goal Progress)

The CalVIP Cohort 4 Program with the City is coming to a close at the end of March 2026 and will be replaced with a new CalVIP Cohort 5 grant with the City. As a result, CAPK is not receiving new referrals for CalVIP Cohort 4, but instead is in the process of closing out current participants in preparation for CalVIP Cohort 5. As for the Mentor Program, it has until June of 2026 to provide services to 100 youth. The program is on target to reach this goal, having served 81 participants. In addition, the new Community Youth Access (CYA) program is off to a great start, having recruited 54 youth participants during the first month of the grant operation, as well as the 12 youth leaders that will assist with program planning.

Program Strategic Goals	Progress Towards Strategic Goals
1. Organize and execute successful fundraising events in collaboration with the Friendship House (FHCC) Advisory Board to generate financial support and sustain programs at the youth center.	The Friendship House Advisory Board is in the process of identify a fundraising event for 2026.
2. Recruit and retain dedicated Advisory Board members with the skills, networks, and passion to raise funds and support initiatives for the Friendship House sustainability and growth.	The Friendship House Advisory Board is full and is not accepting new applicants at this time.

3. Collaborate with the CAPK Executive Team to expand grant research and submission efforts for the CAPK Friendship House, ensuring resources align with and address the evolving needs of the community.	The Friendship House Administrator is working along side the grant writers to identify grant opportunities for the CAPK Friendship House.

Program Highlights

The Friendship House is providing Aggression Replacement Training (ART) to students at CLC Tech Learning Center where the students are learning to develop pro-social skills, emotional regulation strategies, and conflict resolution. In addition, five CalVIP participants are participating in the CalVIP Subsidized Employment Workforce Development Program, offered by CAPK, where they are learning job skills and are gaining valuable work experience. The participants received positive performance evaluations and excellent feedback from their supervisors, reflecting strong workplace engagement and growth.

Community Action Partnership of Kern
Monthly Report 2026

Month	1-Feb	Program/Work Unit	Volunteer Income Tax Assistance (VITA)
Division/Director	Fred Hernandez	Program Administrator	Jacqueline Guerra
Reporting Period	January 1, 2026 - December 31, 2026		

Program Description

The CAPK VITA program offers free tax preparation services. This service is available to low-to-moderate income individuals, the elderly, persons with disabilities, and limited English-speaking taxpayers. Additionally, the CAPK VITA program provides ITIN (Individual Taxpayer Identification Number) services through Certified Acceptance Agents (CAAs). CAAs are authorized by the IRS to assist individuals who do not qualify for a Social Security number but need an ITIN for tax filing purposes.

CAPK current year 2023-25 e-filed Tax Returns (SRV 3o)	Month	YTD	Goal	Month Progress	Annual Progress
Federal	1,777	2,096	7,550	24%	28%
Social Security Number (SSN)	1,550				
Individual Taxpayer Identification Number (ITIN)	227				
State *(includes CFF State refund information)*	1,979	2,301			
Social Security Number (SSN)	1,707				
Individual Taxpayer Identification Number (ITIN)	272				
CAPK 2020-25, Paper Filed Returns (total YTD added to Federal YTD) (SRV 3o)	**Month**	**YTD**			
Paper-filed, and Prior year returns (federal)	54	68			
Social Security Number (SSN)	50				
Individual Taxpayer Identification Number (ITIN)	4				
Paper-filed, and Prior year returns (state)	54	68			
Social Security Number (SSN)	50				
Individual Taxpayer Identification Number (ITIN)	4				
CAPK Refunds and Credits (SRV 3o)	**Month**	**YTD**			
Federal Refunds	$2,186,496.00	$2,716,598			
State Refunds	$813,847	$959,816			
Federal Earned Income Tax Credit (EITC) *(income limit $68,675 per household)*	$1,849,443	$2,393,427			
California Earned Income Tax Credit (CalEITC) *(income limit $32,900 per household)*	$416,917.00	$489,985			
Total Refunds and Credits		**$6,559,826**			

Individual Taxpayer Identification Number (ITIN) (SRV 3o) Applications (Note: duplicate of Federal Tax Returns Completed)	Month	YTD	Goal Adjusted	Month Progress	Annual Progress
Applications (New/Renewal)	30	33	200	15%	17%

Explanation (Over/Under Goal Progress)

State refunds and CalEITC amounts are estimates due to the inability to retrieve a State Paper Report. State tax returns for ITIN holders are higher this month. This happens when ITIN applications are processed. Once an ITIN number is issued by the Federal (IRS), the State side of the tax return (FTB) can be submitted and processed. Also, there are higher State returns due to the inability to separate tax returns using SIDN in order to calculate tax returns for the California Farmworkers Foundation.

Program Strategic Goals	Progress Towards Goal
Persist in fostering connections within rural communities to extend outreach and engage with a larger number of clients.	

Sub-contactor: United Way Central Eastern California e-filed returns 2023-25	Month	YTD	Goal Adjusted	Month Progress	Annual Progress
Federal		119	3,250	0	4%
State		119			
UWCEC 2020-22 Paper Filed, and Prior Year Returns *(total YTD added to Federal YTD)*	**Month**	**YTD**			
Paper-filed, and Prior year returns (federal)		5			
Paper-filed, and Prior year returns (state)		5			
Sub-contactor: United Way Central Eastern California Refunds and Credits	**Month**	**YTD**			
Federal Refunds		$168,560			
State Refunds		$58,213			
Federal Earned Income Tax Credit (EITC) (income limit $66,819 per household)		$145,166			
California Earned Income Tax Credit (CalEITC) *(income limit $31,950 per household)*		$26,175			
Total Refunds and Credits	**$398,114**	**$398,114**			

Sub-contactor: MAOF 2023-25 e-filed returns	Month	YTD	Goal Adjusted	Month Progress	Annual Progress
Federal		0	400	0	0
State		0			
MAOF 2020-22 Paper Filed, and Prior Year Returns *(total YTD added to Federal YTD)*	**Month**	**YTD**			
Paper-filed, and Prior year returns (federal)		0			

Paper-filed, and Prior year returns (state)		0			
Sub-contactor: MAOF Refunds and Credits	**Month**	**YTD**			
Federal Refunds		$0			
State Refunds		$0			
Federal Earned Income Tax Credit (EITC) (income limit $68,675 per household)		$0			
California Earned Income Tax Credit (CalEITC) *(income limit $32,900 per household)*		$0			
Total Refunds and Credits		**$0**			
Sub-contactor: California Farmworkers Foundation (CFF) 2023-25 e-filed returns	**Month**	**YTD**	**Goal Adjusted**	**Month Progress**	**Annual Progress**
Federal	186	186	300	0.62	0.62
CFF 2020-22 Paper Filed Returns *(total YTD added to Federal YTD)*	**Month**	**YTD**			
Paper-filed, and Prior year returns (federal)	5	5			
Sub-contactor: CFF Refunds and Credits	**Month**	**YTD**			
Federal Refunds	$314,950	$314,950			
Federal Earned Income Tax Credit (EITC) (income limit $68,675 per household)	$181,612	$181,612			
Total Refunds and Credits	**$496,562**	**$496,562**			

Community Action Partnership of Kern
Monthly Report 2026

Month	1-Feb	Program/Work Unit	Tax Counseling for the Elderly (TCE)
Division/Director	Fred Hernandez	Program Administrator	Jacqueline Guerra
Reporting Period	January 1, 2026 - December 31, 2026		

Program Description

The CAPK Tax Counseling for the Elderly (TCE) program provides free tax preparation and filing assistance to eligible taxpayers, with a primary focus on individuals age 60 or older. Services are designed to support seniors, persons with disabilities, and taxpayers with limited English proficiency by ensuring access to accurate tax preparation and information. Additionally, CAPK provides ITIN (Individual Taxpayer Identification Number) services through IRS Certified Acceptance Agents (CAAs). CAAs are authorized by the IRS to assist individuals who do not qualify for a Social Security number but need an ITIN for tax filing purposes.

(SRV 3o)	Month	YTD	Goal	Month Progress	Annual Progress
Federal	527	609	1,500	35%	41%
Social Security Number (SSN)	506				
Individual Taxpayer Identification Number (ITIN)	21				
State	528	611			
Social Security Number (SSN)	506				
Individual Taxpayer Identification Number (ITIN)	22				
CAPK 2020-22, Paper Filed Returns (total YTD added to Federal YTD) (SRV 3o)	**Month**	**YTD**			
Paper-filed, and Prior year returns (federal)	1	1			
Social Security Number (SSN)	1				
Individual Taxpayer Identification Number (ITIN)	0				
Paper-filed, and Prior year returns (state)	1	1			
Social Security Number (SSN)	1				
Individual Taxpayer Identification Number (ITIN)	0				
CAPK Refunds and Credits (SRV 3o)	**Month**	**YTD**			
Federal Refunds	$394,751.00	$462,685			
State Refunds	$109,339	$128,409			
Federal Earned Income Tax Credit (EITC) *(income limit $68-675 per household)*	$150,412	$189,163			
California Earned Income Tax Credit (CalEITC) *(income limit $32,900 per household)*	$41,727.00	$48,071			
Total Refunds and Credits		**$828,328**			

Community Action Partnership of Kern
Monthly Report 2026

Month	February-26	Program/Division	2-1-1 Call Center Program
Division/Director	Freddy Hernandez	Program Manager	Sabrina Jones
Reporting Period	January 1, 2026 - December 31, 2026		

Program Description

The 2-1-1 Kern is a 24/7 information and referral service that provides local residents with comprehensive information and links to community health and human services at no cost. The 2-1-1 Kern has a database of 1,300 social service agencies that are available to the public through the 2-1-1 Kern Online Resource Directory at www.211KernCounty.org. The program has over 18 years of experience in providing and linking community members to vital services, and currently serves multiple communities in the Central Valley including Fresno and Madera, Kings, Merced, Stanislaus, and Tulare through the United Way partnerships.

Most Requested Services	Food Pantries	Utility Payment Assistance	Homeless Diversion Programs
Top 3 Unmet Needs	Specialty Food Providers	Soup Kitchens	Clothing

Information and Referral Services (I&R) Calls Handled (SRV 7c)	Month	YTD	Annual Goal	Month Progress	Annual Progress
Fresno & Madera County	5673	9,090	40,000	14%	23%
Kern County	2302	5,114	40,000	6%	13%
Kings County	220	448	3,500	6%	13%
Merced & Mariposa County	80	261	2,000	4%	13%
Stanislaus County	1031	2,278	13,000	8%	18%
Tulare County	687	1,589	11,000	6%	14%
Total County-based I&R Calls Handled	**9,993**	18,780	**109,500**	**110%**	**17%**

Average Wait Time	**0:59**
Average Handle Time	**4:52**

Other Service Call Types Handled (SRV 7c)	Month	YTD
LIHEAP (SRV 7b)	1508	3,389
Mental Health (SRV 7c)	123	405
Total County-based and Other Calls Handled	**11,624**	**22,574**

Staffing vs. Call Volume	Current Staff	Staff Needed Per Call	Staff Over/ Short
2-1-1 staff designated for calls handled across all counties contracts with the expectation of 42 calls per staff for an 8-hour shift.	14	21.2	**(7.24)**

Grant Funded Services	Activity	Month	YTD	Annual Goal	Month Progress	Annual Progress
Cal-Fresh (SNAP) Application (SRV 3l)	33	12	52	350	3%	15%

2-1-1 Website Visitors	Month	YTD	Annual Goal	Month Progress	Annual Progress
Duplicated Visitors *(i.e., accessing 2-1-1 e-services and database resources)*	59,528	119,426	225,000	26%	53%

Referrals	Month	YTD
Food-related Calls (SRV 7c)	411	1,372
Health and Human Service Referrals (SRV 7c)	623	2,123
Housing and Homelessness Calls (SRV 7c)	201	648
Utility Assistance Calls- Discount Internet or Utility (SRV 7c)	129	439
Total Other Services	1,364	4,582

Community Action Partnership of Kern
Monthly Report 2026

Explanation (Over/Under Goal Progress)
2-1-1 is determined to meet or exceed monthly and annual goals for all counties along with conquering any deliverables. The call volumes fluctuate throughout the year depending on weather conditions, special programs, or occasions. The program has began to experience an increase in call volumes attributed to callers request for tax preparation services and associated appointment needs for one of its call handling contracts outside of Kern County. Internally, the program responds to calls associated with homelessness assistance after hours and completes a Quick Reference Tool to assign follow-up to Coordinated Entry System to initiate contact during business hours. Through various scopes of work, the program supports providing application assistance, assessments, and outreach to bring awareness of services within the community. Calls, applications, and assessments are monitored and reviewed to determine appropriate methods and material needed for outreach events.

Program Strategic Goals	Progress Towards Goal
1. Enhance recruitment initiatives to attract and hire well-qualified candidates. This includes enhancing employee retention and foster opportunities for professional growth.	The program aims to captivate skilled candidates by streamlining the recruitment process of internal Human Resources. The program aims to offer competitive wages, language fluency and competency incentives, and opportunity for growth. 2-1-1 is staffed with 18 Full Time Information and Referral (IR) Specialists to handle Low-Income Home Energy Assistance and standard calls. The program enriches employees through strategic schedule planning, honoring traditions, and celebrating achievements or milestones. Additionally, it supports opportunities for professional development and an incentive for IR's who obtain certification as a Community Resource Specialist.
2. Enhance the efficiency and effectiveness of our call center operations in the coming year by thoroughly evaluating and optimizing the use of our tools and technologies, including CRM systems. Focus will be placed on improving call handling performance, streamlining workflows, and identifying opportunities to align staffing levels with operational needs.	The program remains in the early stages of collaborating with the Information Systems (IS) Team to improve the database by optimizing technology through the implementation of automation to ease the process of system navigation, documentation of call outcomes, and the collection of caller satisfaction surveys. The program is making progress, the IS Team will pilot an Intelligent Virtual Agent process for afterhours calls in support of non-complex needs that do not require high engagement, problem solving, advocacy, or continuous interaction.
3. Prioritize retaining existing contracts, such as partnerships with United Ways, while actively exploring and proposing new opportunities to better serve our community members. Leverage the full potential of the call center by pursuing additional fee-for-service contracts and expanding services to maximize impact and efficiency.	2-1-1 makes an effort to build upon its existing partnerships by effectively communicating, and meeting with partners and contract grantors to share performance data and discuss progress relative to its objectives, deliverables, and goals. The program is consistently working on meeting the reporting expectations of all funding sources and maintaining a trusting relationship to increase the opportunity for existing contracts to be retained.

Program Highlights
The program is preparing to renew its contract with an call handling partner to extend services for an additional year and planning for the onset of a new contract to screen callers and submit referrals for individuals or families requesting support to cease smoking. The program was busy on 2/11/26 presenting to PRE Committee, celebrating National 2-1-1 Day by having telecommute and office staff to come together in honor of the role the program plays in the community and build upon team work online and in person.

Operations

Data Services
Facilities & Maintenance
Information Technology
Information Systems
Risk Management

Community Action Partnership of Kern
Monthly Report 2025

Month	February-26	**Program/Work Unit**	Operations Division
Division/Chief, Director	Emilio Wagner CFTO, Maria Contreras Director of Facilities	**Program Managers**	Emilio Wagner, Maria Contreras, Rommel Almanza, Mohamed Ahmed, Laurie Sproule
Reporting Period	January 1, 2026 - December 31, 2026		

Division Description

The Operations Division is a dynamic and multifaceted division that plays a pivotal role in ensuring the seamless functioning of our organization. This division is responsible for spearheading new construction projects, overseeing fleet management, maintaining our physical facilities, mitigating risks, and managing all aspects of Information Technology (IT) and Information Systems (IS).

Information Systems

Activity	Requested	In-Progress	Processed	Processed YTD
IS Tickets	38	10	37	60
Paginated Reports/ Power bi reports/ Dashboards	6	4	4	8
Background Processes	12	3	10	15
Power App Enhancements	3	4	3	17

Projects	*Description of Status*	*Current % Status*
211 After Hours AI	In development	15%
Energy Intake Website	On Hold	70%
AD PowerShell update	Completed	100%
CSBG 2025 Report	Submission Accepted	100%
VSS	Case Logic Complete Demo on 3/6/26	80%
Sage Intaact to Primarius	Python Script in development	50%
Field Service	In progress	20%
CDP Optimizations	In progress	40%
Contract Management Update	Completed	100%

Facilities

Activity	Requested	In-Progress	Processed	Processed YTD
Facility Work Orders	304	574	289	690

Construction Projects	*Description of Status*	*Current % Status*
Homekey+ Ramkabir	Pending funding award. Building plans are in City Building Department for review.	10%
McFarland & Tehachapi Modulars	Modular building out to bid. McFarland site plan development in progress. Funding awarded for McFarland. Pending funding for Tehachapi.	10%
Barnett House	Project paused, due to funding carryover request with Office of Head Start.	50%

Major Maintenance Projects	*Description of Status*	*Current % Status*
MCAP Stine Second Floor	Additional leasing space/2nd floor for MCAP on Stine	98%
Stockdale HS	Signage	12%
Mojave Afghan Solar/Playard	Install shade structure and Solar to mobile park community	8%
VSS	Decatur Home Depot Flooring	75%
Harvey Hall Phase 2 & 3	New Kitchen & Breakroom	25%
Sterling Remodel Phase 3	Awarding Contract	100%

Sterling Block Wall	Property Line Site Survey	10%
Alberta Dillard	Survey Complete Working of Property Line Discrepancy's	8%
SJC Tiny Powers	Facility Ready and Licensed Pending Children Sink Installation	90%
SJC Filipino Plaza	Fire & Alarm Monitoring Playard Mod	55%

Community Action Partnership of Kern
Monthly Report 2025

SJC		University Park		35%
WIC Tehachapi		Relocation of WIC Tehachapi		65%
Activity	**Requested**	**In-Progress**	**Processed**	**Processed YTD**
Help Desk Work Orders	465	127	471	835

Information & Technology Projects	***Description of Status***	***Current % Status***
Yubikey Phase 1	Deploy to HR, FIN, OPS, EXEC groups	*100%*
Yubikey Deployment Phase 2	Deploy to HEAD START PROGRAM	*90%*
Absolute Software adoption	Modifying quote	75%

Risk Management

	Reported	**Reported YTD**
Students / Parents / Volunteers / Clients	0	0
Property	2	4
Vehicle Incident / Grand Theft Auto	0	1
Motor Vehicle Accident	0	1
Over Doses / Death	0	0
Total	**2**	**6**

Progress Towards Goal

Description	**Description of Status**	**Current % Status**
Develop a facility deferred maintenance program.		
Develop and implement a Data Governance strategy.		
Improve the customer experience by assessing it through factors such as response time and customer sentiment.		

Program Highlights

Community Development

Grant Development
CAPK Foundation
Outreach & Marketing

Community Action Partnership of Kern
Monthly Report 2026

Month	February-26	Program	Community Development
Division/Director/Chief	Pritika Ram	Program Managers	Savannah Oates
Reporting Period	January 1, 2026 - December 31, 2026		

Program Description

The services under the Community Development Division range from fund and grant development/research to outreach and media/public relations, as well as new business development. This includes project management of agency level initiatives, such as the 2025-2029 Strategic Plan and CAA-related plans, and special projects.

Outreach Social Media	Month	YTD	Annual Goal	Annual Progress
Website User Sessions	22,520	47,533	260,000	18%
Facebook Impressions (i.e., number of times users see content)	185,658	461,209	4,000,000	12%
Other Social Media Impressions	109,449	271,671	1,750,000	16%

Highest Performing Post

https://www.facebook.com/capkern/posts/pfbid04rJDhffU1weVRw9yckxbTkeEhZv6JKPW4Ze8VsJ8ugtkcDFT8skA4VFSe7BzTPA6l

Outreach Special Projects

Created Cal Fresh Healthy Living & Nutrition Pantry Program 5 Year Commemoration video for First Presbyterian Church. Also, promoted through social media and email to all-staff
Posted volunteer groups on social media
Posted flyers for Food Bank Pop-Up Food Distributions as well as media coverage for one
Partnered with CAPK Foundation to promote and provide media coverage of raider club of Bakersfield food drive at KGET
Continued planning of 2026 staff development day
Working with VITA to complete VITA campaign buys
Met with EMCOR to plan the launch of the initiative for HVAC and water heater giveaway
Met with 211 to establish marketing campaign for PSPS/SCE grants
Assist Strata with promotion of financial literacy workshops that are being posted at shafter youth center
Staff attended curran middle school for resource day
Went on air with tony lee community connections segment to talk about CAPK programs
Finalized details with VITA on tacos and taxes coming event
Staff attended BC financial aid fest to share CAPK resources
Joined Bakersfield ARC on our bi-weekly show promoting VITA, Read Across America, and M St. hygiene drive

Community Action Partnership of Kern
Monthly Report 2026

Outreach Advocacy
Contact Congressman Fong, Valadao, and Obernolte's offices in regard to Head Start funding
Solidified all appointments for March NCAF flying
Co-presented with CALCAPA on how to prepare binder for advocacy visits

Advocacy Watch-list
HR 1748
HR 1
CalFoods

Community Services Block Grant (CSBG)	Results Oriented Management & Accountability (ROMA)

Community Action Partnership of Kern
Monthly Report 2026

Month	February-26	Work Unit	CAPK Foundation
Division/Director/Chief	Pritika Ram	Director	Catherine Anspach
Reporting Period	January 1, 2026 - December 31, 2026		

Program Description
The Community Action Partnership of Kern (CAPK) Foundation is the philanthropic arm of Community

Program Category Funding	
Homelessness & Housing	$52
Food Insecurity	$81,248
Veterans Supportive Services	$0
Youth & Families	$0
Other (VITA)	$0
Foundation (General)	$318
Gourmet For Good	$4,500

External Events	
Homelessness & Housing	
Food Insecurity	Kern County Raiders Club $1,700 & 3,197 lbs in food
Veterans Supportive Services	
Youth & Families	Dutch Bros. Fundraiser in Ridgecrest for Oasis
Other	

Special Initiatives
Conducted introductory calls with five different CRMs and scheduled demos to showcase their products.
Participated in California Association of Food Banks Roundtable Mid-Level Giving
Updated the entire Partnership Opportunity package to rework and redesign levels for the programs.
Connected with Friendship House, East Kern FRC and VITA to discuss fundraising strategies for 2026
Continued planning for Gourmet For Good: Consulted with Design Company & Caterer. Held committee meeting with selected board members. Developed print invitation. Prepared list for mailing
Increased Sponsorship for Gourmet for Good bringing in 5 new sponsors
Researched an Elks Lodge grant opportunity; working on scheduling a meeting with their board
Completed the draft application for Community West Bank in support of VITA
Identified an upcoming opportunity through O'Reilly, opening in March
Met with SOS Recycling to explore opportunities for a continued partnership. Coordinated enrollment for FHCC, VITA, and M Street into the SOS Recycling program to raise funds for each program.

Community Outreach
Attended CSUB Hall of Fame Dinner
Presented at the Kiwanis Club DBA meeting (all Kiwanis presidents) to share agency information and engagement opportunities
Attended the Ridgecrest Chamber of Commerce Indian Wells Valley Economic Outlook Conference. Networked with local businesses to build support for Oasis FRC
Attended Del Oro Pancake Fundraiser to raise funds for Food Bank
Attended Liberty High School Rally to kick-off their coin drive to raise funds for Food Bank
Attended the Oasis Dutch Bros fundraiser, raising $805 for Oasis-Coordinated related social media posts.

Community Action Partnership of Kern
Monthly Report 2026

Presented at the Kiwanis Club DBA meeting (all Kiwanis presidents) to share agency information and engagement opportunities. Also collected food donations for the Food Bank - A total of 242 pounds of food	
Attended Gentleman's Club weekly luncheon presenting on Veteran Support Services.	
Program Strategic Goals	**Progress Towards Goal**
Expand Fundraising Capacity. Leverage the Board to establish a formal development committee and increase individual donor base by 40% through targeted campaigns and board-led cultivation events.	Continued onboarding of five new members of the Foundation Board. Set up Program Site Tours with new members.
Launch Veterans Program Funding Campaign Secure $[target amount] in dedicated funding for our new Veterans (homeless or at-risk of homelessness) program through targeted outreach to veteran-focused foundations, corporate sponsors with military initiatives, and individual major donors with military connections. Establish 3-5 strategic partnerships with veteran service organizations by Q3 2026.	Continued meeting with SOS Recycling and toured them on other program sites. Determined date for KGET-TV Drive to collaborate with SOS Recycle for event. All proceeds to benefit VSS Stand Down.
Supporting CAPK's Strategic Plan (2026–2029).	Leading monthly meetings with our team to stay on track for goal setting.

Instrumentl Opportunities Report - March 3, 2026

Projects: Housing and Supportive Services, Health & Nutrition Services, Youth & Community Services, Community Development, and Veterans & Supportive Services

Statuses: Abandoned | Declined | Awarded - Active | LOI In Progress | LOI Submitted | Application In Progress | Application Submitted

Date Range: Feb 01, 2026 - Feb 28, 2026

STATUS

$0	$2,572,076	$25,000
Awarded	**Submitted**	**Declined**
0 opportunities	3 opportunities	1 opportunity

Displaying 9 opportunities

FY 2026 March 1 - February 28

NAME	DEADLINE	STATUS	AMOUNT	NEXT TASK	NOTES
February 2026					
US Department of Veterans Affairs: Supportive Services for Veteran ... RM US Department of Veterans Affairs: Ve... Veterans & Supportive Services	Feb 4, 2026	Application Submitted	Requesting $1,415,768		This is a reapplication for VSS to provide Supportive Services for Veteran Families (SSVF).
Advancing Workforce Mobility: An RFP for Credential Transparency an... Education Design Lab Housing and Supportive Services	Feb 6, 2026	Abandoned			Abandoned opportunity because it was outside CAPK's scope and lacked sufficient development. This is is systems-building initiative rather than direc...

YouthBuild 2025 US Department of Labor: Employment an... Housing and Supportive Services		Feb 6, 2026 (due Mar 2, 2026)	Abandoned	US $1,000,000 - US $2,000,000	Abandoned because it is out of scope. CAPK does not offer construction apprenticeships. A construction apprenticeship for…
Women's and Girls' Fund Grant Kern Community Foundation Youth & Community Services	YO	Nov 14, 2025 Letter of inquiry Feb 6, 2026 Full proposal (invite only)	Declined	Requesting $25,000	Applying on behalf of the FHCC to launch a paid work experience program to 50 low-income girls ages 14–18, for rural families in East…
Community Finance Initiative RFP Citi Foundation Community Development	YO	Feb 18, 2026 Letter of inquiry Invite Only Full proposal Past Due	LOI Submitted	Requesting $500,000	Applying on behalf of CAPK to improve the financial resilience of low-income households with financial education and coaching for 100 low…
US Department of Veterans Affairs: Per Diem US Department of Veterans Affairs: Ve... Veterans & Supportive Services	RM	Feb 18, 2026	Application Submitted	Requesting $1,151,308	This submission requests to operate 40 transitional housing beds, evenly divided between 20 Bridge Housing and 20 Service Intensive beds, serving…
Homeless Providers Grant and Per Diem Transition in Place US Department of Veterans Affairs Veterans & Supportive Services	RM	Feb 19, 2026	Abandoned		Abandoned due to limited capacity for the program to take on during this time.
Community Event Support (Oasis Baby Shower) First 5 Kern Youth & Community Services	EL	Feb 23, 2026	Application Submitted	Requesting $5,000	This grant supports the baby shower that the OFRC hosts for low-income expecting mothers by purchasing baby supplies, including…
Listos California Regional Grant (LN) Program – Inland California Governor's Office of Emerg... Youth & Community Services		Feb 23, 2026	Abandoned	Up to US $300,000	Abandoned this funding opportunity due to the requirement to serve two counties and the brief turnaround time.

Community Action Partnership of Kern
Small Funding Request ($50,000 or less per year)
February 2026

Funding Type	Public Agency	**CAPK Program**	Oasis FRC
Funding Agency	First 5 Kern	**Project Name**	Oasis Baby Shower
CFDA	N/A	**Target Population**	Expecting pregnant mothers
Request	$5,00	**Division Director**	Freddy Hernandez
Award Period	1 year term	**Program Manager**	Eric Le Barbe
Description	If awarded, this grant will provide 25 low-income expecting mothers with baby supplies, such as bottles, pacifiers, car seats, strollers, play pens, and diaper bags. This is a reapplication grant for the OFRC.		

Recommendation	Staff recommends approval to submit the small funding application(s) up to $50,000 per year and authorize the Chief Executive Officer to execute the contract if awarded, and any subsequent amendments throughout the duration of the contract term.

Date Presented/Approved

Policy Council: _____ PRE Presentation: _____ B&F Approval: _____ Board Approval: _____

Community Action Partnership of Kern
Small Funding Request ($50,000 or less per year)
February 2026

Funding Type	Public Agency	**CAPK Program**	Oasis FRC
Funding Agency	First 5 Kern	**Project Name**	Oasis Baby Shower
CFDA	N/A	**Target Population**	Expecting pregnant mothers
Request	$5,000	**Division Director**	Freddy Hernandez
Award Period	1 year term	**Program Manager**	Eric Le Barbe
Description	If awarded, this grant will provide 25 low-income expecting mothers with baby supplies, such as bottles, pacifiers, car seats, strollers, play pens, and diaper bags. This is a reapplication grant for the OFRC.		

Recommendation	Staff recommends approval to submit the small funding application(s) up to $50,000 per year and authorize the Chief Executive Officer to execute the contract if awarded, and any subsequent amendments throughout the duration of the contract term.

Date Presented/Approved

Policy Council: _____	PRE Presentation: _____	B&F Approval: _____	Board Approval: _____

Month	Mar-26	Program/Work Unit	Head Start Preschool & Early Head Start
Division/Director	Head Start/State Child Development Division/ Yolanda Gonzales	Enrollment and Attendance Manager	Carol Hendricks
Reporting Period	February 1, 2026 - February 28, 2026		

Program Description

Head Start provides high-quality, early childhood education to children ages zero to five years old through part-day, full-day, and home-based options. The program has a holistic approach, not only addressing the needs of the child but teaching parents to become advocates and skilled providers for their children through its Parent Policy Council and Family Engagement programs. CAPK offers Head Start and Early Head Start services throughout Kern and San Joaquin counties.

Early Head Start (ages 0-3) (FNPI 2a, 2b, 2c, 2c.1,2d, SRV 2b, 7a)	Month	Target	Annual Goal	Annual Progress	
Reportable/Funded Enrollment	736	753	753	98%	
Disabilities	244	10%	10%	33%	
Over Income 101%-130% (up to 35%)	17	n/a	n/a	2%	
Over Income 131% and up (up to 10%)	51	n/a	n/a	7%	
Head Start Preschool (ages 3-5) (FNPI 2a, 2b, 2c, 2c.1,2d,SRV 2b, 7a)	**Month**	**Target**	**Annual Goal**	**Annual Progress**	
Reportable/Funded Enrollment	936	936	936	100%	
Disabilities	122	10%	10%	13%	
Over Income 101%-130% (up to 35%)	16	n/a	n/a	2%	
Over Income 131% and up (up to 10%)	72	n/a	n/a	8%	
Head Start Preschool San Jaoquin County Ofice of Education - (ages 3-5) (FNPI 2a, 2b, 2c, 2c.1,2d,SRV 2b, 7a)	**Month**	**Target**	**Annual Goal**	**Annual Progress**	
Reportable/Funded Enrollment	59	153	153	39%	
Disabilities	8	n/a	n/a	1%	
Over Income 101%-130% (up to 35%)	5	n/a	n/a	0%	
Over Income 131% and up (up to 10%)	0	n/a	n/a	0%	
Home Visiting Program (SRV 2cc, 7a)	**Monthly**	**Year-To- Date**	**Annual Goal (Contract Limit 310)**	**Annual Progress (Calendar)**	**Annual Progress (Program Year)**
Enrollment	215	413	308	70%	52%
Central Kitchen	**Total Meals Delivered**		**Breakfast**	**Lunch**	**Snack**
Meals and Snacks	55,508		19,083	16,150	20,275
Child and Adult Care Food Program (CACFP) (Note: The data represents information from January 2026)	**Total Meals Delivered**		**Meals Allocated (CACFP/HS)**	**# of Meals Served**	**% of Meals Served**
Meals and Snacks (SRV 5ii)	76,418		51,415/5,578	56,993	75%
Eligbility Determination (SRV 7b) (January 2025-December 2025)	78	178			
Total Community Services	**78**	**178**			

Explanation (Over/Under Goal Progress)

The Head Start Preschool Program continues to maintain full enrollment, with children on a waitlist prepared to enroll as openings become available. Additionally, the program continues to meet the enrollment benchmark established by the Office of Head Start for Early Head Start; however, achieving 100% enrollment remains a challenge due to staffing and licensing limitations.

Goals	Progress Towards Goal
Goal IV: School Readiness: Increase families and staff capacity to support children's school readiness and to implement a quality program by enhanching the environment to strengthen teacher and child interactions.	Objective B: The program will develp a dual-language framework and will strengthen the ability of staff to work woth dual-language learners. Progress: At least 75% of infant and toddler staff completed training in best practices for dual-language. Pre-school staff training for dual language will be developed and implemente by Fall 2025. Home Language is continuously identified through a questionaire upon child's assessment. Discussions are held with parentsm, dual language staff are available, and therapists and parents ae eager to accommodate and learn the home language.

Program Description
1.February 4, 2026 : Application Clinic, 1300 18th Street, 9:00am – 3:00pm 2.February 11, 2026: Application Clinic, 1300 18th Street, 9:00am-3:00pm 3.February 13, 2026: Wayside Career Fair Day, 8:00am-10:00am 4.February 18, 2026: Application Clinic, 1300 18th Street, 9:00am-3:00pm 5.February 25, 2026: Application Clinic, 1300 18th Street, 9:00am-3:00pm 6.February 26, 2026: Bakersfield College Financial Aid Fest 2026, 10:00am-2:00pm 7.For the month of February 2026, Children and staff discussed friendship and practicing strategies for making friends. Centers reached out to other centers and exchanged cards with one another. One center also shared cards with other Head Start programs in different states. This was truly exciting for the children to send and to receive that shared communication.

MEMORANDUM

To: Program Review and Evaluation Committee

From: Rosa Guerrero, Administrative Analyst

Date: March 11, 2026

Subject: Agenda Item 5d.: 2026-2027 Head Start/State Child Development Program Planning Calendar – **Action Item**

The Head Start/State Child Development Division requests approval of its annual Program Planning Calendar, aligned with the grant funding cycle beginning March 1, 2026. The program will continue its planning and oversight efforts to advance program goals and ensure a comprehensive service plan supporting school readiness for children ages 0–5, with funding from California Department of Education (CDE), California Department of Social Services (CDSS), the Office of Head Start (OHS), and the United States Department of Agriculture (USDA). This calendar will guide CAPK's initiatives in managing the development, implementation, and evaluation of early learning theories. The calendar includes leadership and administrative functions and requirements of the program's development and oversight process. Upon approval, the Head Start/State Child Development Division will begin priority-based initiatives noted for the start of the fiscal year.

Strategic Plan Impact

This proposal aligns with Strategic Priority A – Community Investment of the 2026-2029 Strategic Plan which emphasizes fostering pathways out of poverty and expanding access to education, employment, and essential services.

Recommendation

Staff recommend the Program Review and Evaluation Committee approve the 2026-2027 Program Planning Calendar.

Attachments:

2026-2027 Program Planning Calendar

Community Action Partnership *of* Kern
Head Start and State Child Development Division
2026 Program Planning Calendar
Funding Cycle: 3/1/2026 – 2/28/2027

Planning Activity	**Persons Responsible/ Team Leader**	**Timelines**	**Governing Bodies Involved**	**Governance Timelines**	**Governance Action Type**
Written Planning Procedure • Identify the planning team • Review & update planning calendar	Administrative Analyst, Program Design and Management Administrator, and Assistant Director Program	January – February	Policy Council Board of Directors	February March	Approval Approval
Self-Assessment • Identify strengths & areas needing improvement • Develop Corrective Action Plans	Quality Assurance Administrator, Education Manager, Support Service Manager	January – May	Policy Council Board of Directors	May June	Approval Approval
Comprehensive Data Analysis • Community Assessment • Child outcomes • Child assessments • CLASS assessments • ITERS & ECERS • Family Services data • CCR • Health data • Evaluate Staffing Data • Budget vs. actual expenditures • Non-Federal share • Parent surveys • ERSEA Data • Disabilities Data • Training evaluations • Program Information Report (PIR) • Ongoing monitoring results	Administrative Analyst, Program Design and Management Administrator, Education Manager, Support Service Manager, Quality Assurance Administrator, Professional Development Manager, and Assistant Directors	March – June			

DRAFT

Community Action Partnership *of* Kern
Head Start and State Child Development Division
2026 Program Planning Calendar
Funding Cycle: 3/1/2026 – 2/28/2027

Planning Activity	Persons Responsible/ Team Leader	Timelines	Governing Bodies Involved	Governance Timelines	Governance Action Type
• Self assessment results May include other data sets relevant for determining community and program needs and strengths					
Program Design & Program Options • Review site locations • Basis for program options • Include in Refunding Application	Administrative Analyst, Program Design and Management Administrator	April – May	Policy Council Board of Directors	May June	Approval Approval
Goals and Objectives • Identify priorities • Review/revise Head Start and State Child Development division mission statement • Identify long & short-term program goals • School Readiness Goals	Administrative Analyst, Program Design and Management Administrator, and the Administrative Team	April – May	Policy Council Board of Directors	May June	Approval Approval
Program Improvement Plans • Based on data including those from the Self-Assessment, PIR, federal review report, etc…	Administrative Team and HS Director	June – July	Policy Council Board of Directors	August September	Approval Approval
Program Information Report (PIR) • Summarize data • Verify data • Input data into online Head Start Enterprise System	Quality Assurance Administrator, and Administrative Staff	June – August	Policy Council Board of Directors	September	Informational Informational
Begin Budget Draft • Include funds to support program goals/ objectives • Involve all divisions that support	Finance Team and the Administrative Staff	June – August			

DRAFT

Planning Activity	Persons Responsible/ Team Leader	Timelines	Governing Bodies Involved	Governance Timelines	Governance Action Type
the requirements of the Head Start program					
Program Objectives & Need for Assistance • Draft program narrative	Administrative Analyst, Program Design and Management Administrator, and the Administrative Team	June – August			
Training and Technical Assistance Plan • Identify training needs based on the results of data analysis • Indicate outcomes and evaluation of achievement	Administrative Analyst, Program Design and Management Administrator, and the Professional Development Manager	June - October	Policy Council Board of Directors	September October	Approval Approval
Completed Budget • Final management review & approval	Head Start Director, Chief Program Office and Chief Financial Officer	August - September			
Recruitment Plan and Selection Criteria • Based on Community Assessment • Develop selection criteria (requires PC approval) • Develop Recruitment Plan • PC/BOD Annual Training	Enrollment and Attendance Manager, Program Design and Management Administrator, Community Partners and Program Parents	September – November	Policy Council Board of Directors	January February	Approval Approval
Completed grant application including: • Program options and design • Program priorities, goals & objectives • Training & Technical	Administrative Analyst, Head Start Assistant Director Program, Head Start Director and Chief Financial Officer	October	Policy Council Board of Directors	September October	Approval Approval

DRAFT

Planning Activity	Persons Responsible/ Team Leader	Timelines	Governing Bodies Involved	Governance Timelines	Governance Action Type
Assistance (T/TA) Plan • Line-item budget & budget narrative					
Approved Grant Application Submitted for funding	Administrative Analyst, Program Design and Management Administrator, and the Head Start Assistant Director Program	October/ November			
Head Start Eligibility Training • Head Start program eligibility training to Policy Council and Board of Director members	Enrollment Supervisor, Enrollment and Attendance Manager, and Program Design and Management Administrator	November - February	Policy Council Board of Directors	November February	Informational Informational
Head Start Annual Report	Quality Assurance Administrator and the Administrative Team	February - March			

Begin planning cycle for March 2027 – February 2028 Program Year

Planning Activity	Persons Responsible/Team Leader	Timelines	Governing Bodies Involved	Governance Timelines	Governance Action Type
Community Assessment • Collect data • Compile information into written Community Assessment	Administrative Analyst, Program Design and Management Administrator, and Administrative Staff	November – January	Policy Council Board of Directors	March March	Informational Informational

DRAFT

MEMORANDUM

To: Program Review and Evaluation Committee

From: Rosa Guerrero, Administrative Analyst

Date: March 11, 2026

Subject: *Agenda Item 5e.:* 2026 Kern and San Joaquin County Head Start Community Assessments – **Information Item**

The Office of Head Start (OHS) requirement Part 1302 requires an annual review and update of the community assessment to reflect significant shifts in community demographics, needs, and resources that may impact program design and service delivery, as well as the availability of publicly funded pre-kindergarten services. The updated assessments for both Kern County and San Joaquin County utilizes primary and secondary sources such as the most recent U.S. Census and CAPK's Community Needs Survey data to evaluate how the community meets the needs of parents and/or guardians and children. Topics of special consideration, as required by the OHS, include children experiencing homelessness, children in foster care, receiving public assistance, and children with disabilities.

This update will inform any services gaps and necessary changes to our program options. Additionally, it will continue to provide a comprehensive service delivery plan that supports school readiness for children ages zero to five, while focusing on communities most in need. The program is funded by several sources: the California Department of Education, California Department of Social Services, U.S. Department of Agriculture and OHS. The San Joaquin County Office of Education also provides funding but is applicable to services specifically within San Joaquin County. CAPK will manage the development, implementation, and evaluation of early learning theories that are researched-based.

This program supports the state and county efforts to improve communities by promoting educational opportunities that enrich the lives of children and their families. The report will support the delivery of services for the funding period beginning on March 1, 2026, through February 28, 2027.

Strategic Plan Impact

This proposal aligns with Strategic Priority D – Data Driven Decisions of the 2026-2029 Strategic Plan which increases utilization of data-driven decision-making processes to improve organizational capacity and ensure efficient fiscal stewardship to achieve organizational goals.

Attachment:
2026 Kern County Head Start Community Assessment
2026 San Joaquin County Head Start Community Assessment

MEMORANDUM

To: Program Review and Evaluation Committee

Bradley Ryan Fergon

From: Bradley Ryan Fergon, Senior Community Development Specialist II

Date: March 11, 2026

Subject: *Agenda Item 5f.*: Workforce Development Inventory – **Info Item**

INTRODUCTION

CAPK recently completed its 2026–2029 Strategic Plan. Under Strategic Priority A (Community Investment), Strategic Goal 2 commits CAPK to strengthening workforce development initiatives and supporting individuals and families toward greater self-sufficiency.

The Workforce Development Inventory establishes an agency-wide baseline to inform future program design and funding strategy for workforce development initiatives.

METHOD (BASELINE INVENTORY)

Staff conducted a two-step internal review: (1) a survey to program managers, administrators, and directors; and (2) follow-up interviews to clarify and normalize responses. Nineteen survey responses referenced 24+ workforce-related activities, many of which were distinct subprogram components under a single program umbrella (e.g., Friendship House mentorship and California Violence Intervention and Prevention Program).

KEY FINDINGS

- Workforce activity is present across CAPK, but it is unevenly distributed by division and varies in scale and structure.

- Most existing activity is concentrated in readiness-oriented supports (e.g., job readiness/soft
- skills), with smaller concentrations in internships and sector training.

- Programs identified staffing/capacity as the primary barrier to expansion, with funding as the next most common constraint.

- Employment outcomes tracking is not consistently implemented across workforce-related
- activities, limiting unified impact reporting and funding readiness.

RECOMMENDED DIRECTION (FUNDING-READY THREE-PILLAR FRAMEWORK)

Pillar 1 – Dedicated Workforce Case Management: Create a standalone workforce case management function to prevent additional workload from being added onto already-capacity-constrained programs, and to standardize participant follow-up and outcomes tracking.

Pillar 2 – Integrated Hub Model (Housing & Supportive Services): House the workforce program within Housing & Supportive Services and interface directly with Coordinated Entry Systems, California Advancing and Innovating Medi-CalC, and Adult Re-Entry; coordinate employer engagement and external pathways (e.g., logistics/warehousing and KCCD energy-sector training).

Pillar 3 – Internal Employment Pathways: Assess opportunities to expand in-house employment pathways over time (where operationally and financially feasible), including functions currently subcontracted such as janitorial or security.

NEXT STEPS

- Refine scope, staffing assumptions, and cost model for the three-pillar framework.
- Define a small set of measurable workforce outcomes suitable for both funder reporting and Board oversight.
- Use the framework to guide identification and pursuit of aligned workforce funding opportunities.

ATTACHMENTS
• *Workforce Development Inventory Presentation (PDF)*

Workforce Development Inventory

Strategic Priority A – Community Investment

March 2026 | Program Review & Evaluation Committee

Strategic Goal and Purpose of This Review

- CAPK's 2026–2029 Strategic Plan identifies Strategic Priority A – Community Investment, with Goal 2 focused on strengthening workforce development initiatives and empowering individuals and families toward self-sufficiency by August 2029.
- Workforce development activity already exists across multiple CAPK divisions and programs.
- However, prior to this review, there was no centralized view of:
  - The scope of workforce activity
  - The number of participants served
  - Whether employment outcomes are tracked
  - What barriers limit expansion
- This inventory establishes a baseline understanding of current activity to inform future planning under Goal 2.

How the Review Was Conducted

- To develop a clear baseline, staff conducted a structured internal review of workforce-related activity across CAPK
- The process included:
  - A survey distributed to program managers, administrators, and directors
  - 19 responses identifying more than 24 programs or subprograms
  - One-on-one follow-up interviews to clarify workforce components
  - Standardization of responses into a consolidated dashboard
- Interviews focused on identifying:
  - Who is being served (clients, interns, volunteers)
  - The type of workforce support provided
  - Whether employment outcomes are tracked
  - Barriers to expanding workforce activity
- This approach ensured that findings reflect direct program-level input rather than assumptions

Workforce Activity Exists — But Is Uneven

Workforce development is embedded across CAPK programs, though often in a decentralized manner.

Workforce activity is unevenly distributed, concentrated in certain divisions rather than agency-wide.

Participant volume varies significantly by division, reflecting disparities in program scale and reach.

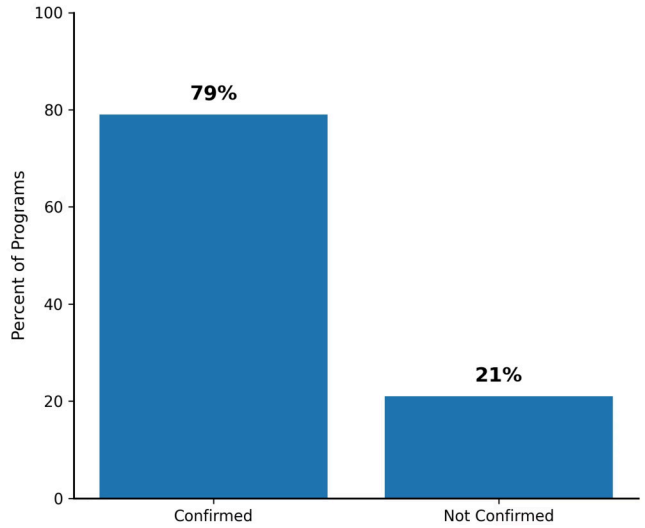

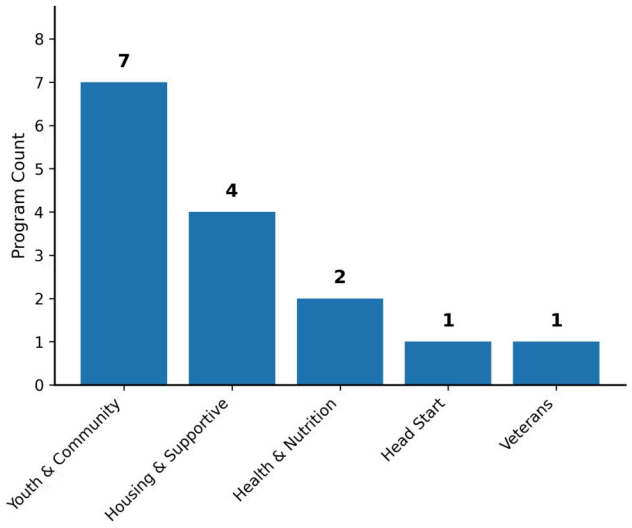

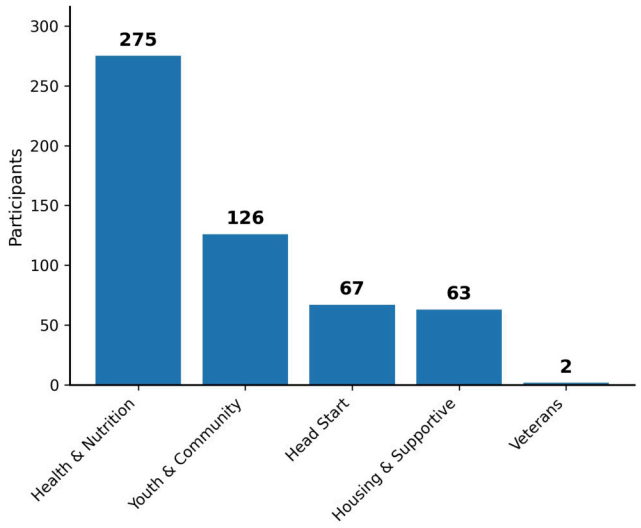

Workforce Activity Is Primarily Entry-Level and Capacity Constrained

- Workforce activities primarily provide entry-level support, including job readiness, work experience, and basic employment services, serving as an initial entry point into the workforce.
- Expansion is constrained by structural barriers such as staffing, funding, and competing program priorities, limiting overall growth despite internal interest.

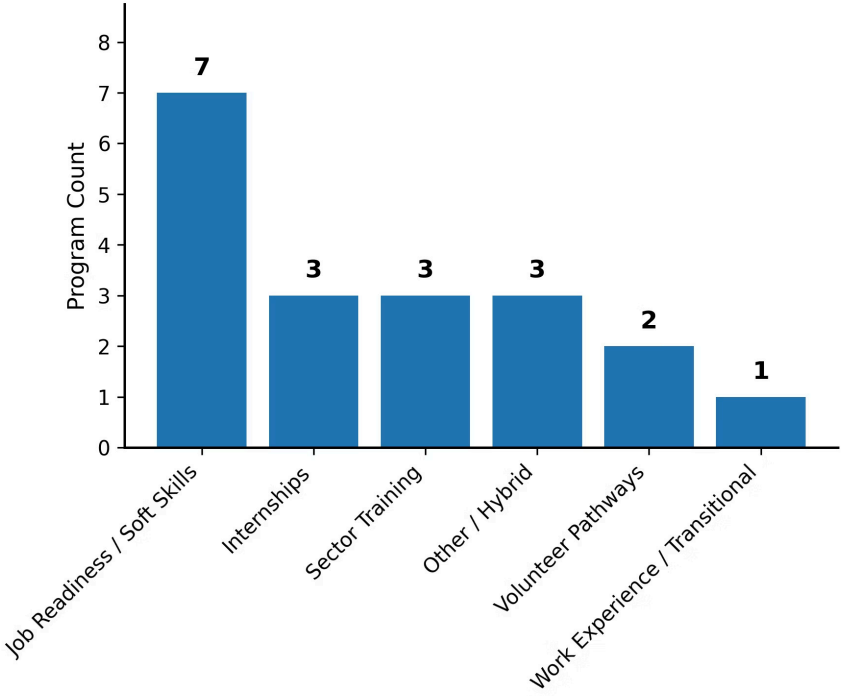

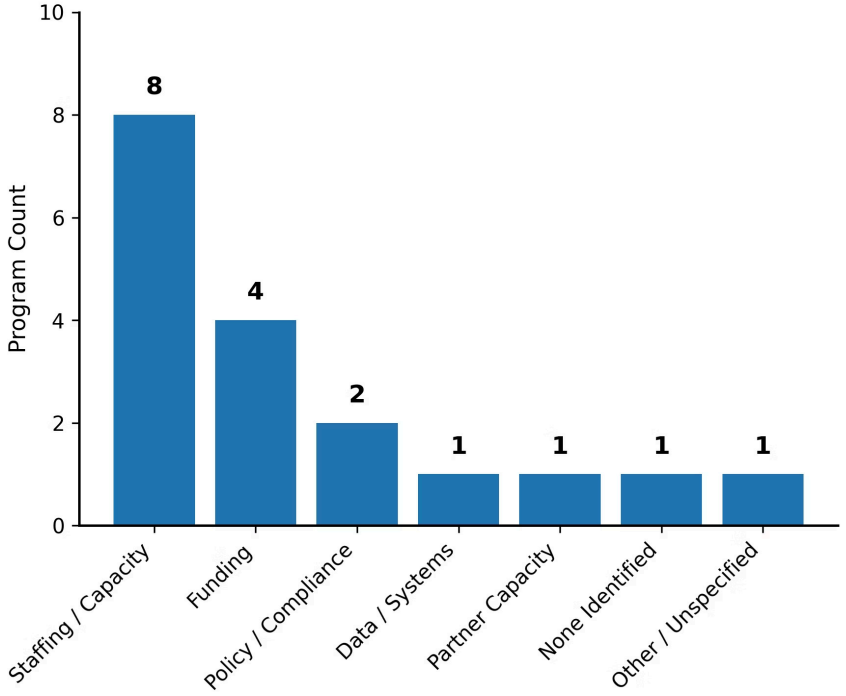

Employment Outcomes Tracking

- Employment outcomes are not consistently tracked across workforce-related programs.
- Despite providing job readiness and employment support, many programs do not formally measure employment placement or retention.
- This decentralized approach hinders strategic alignment and clear measurement of workforce outcomes.

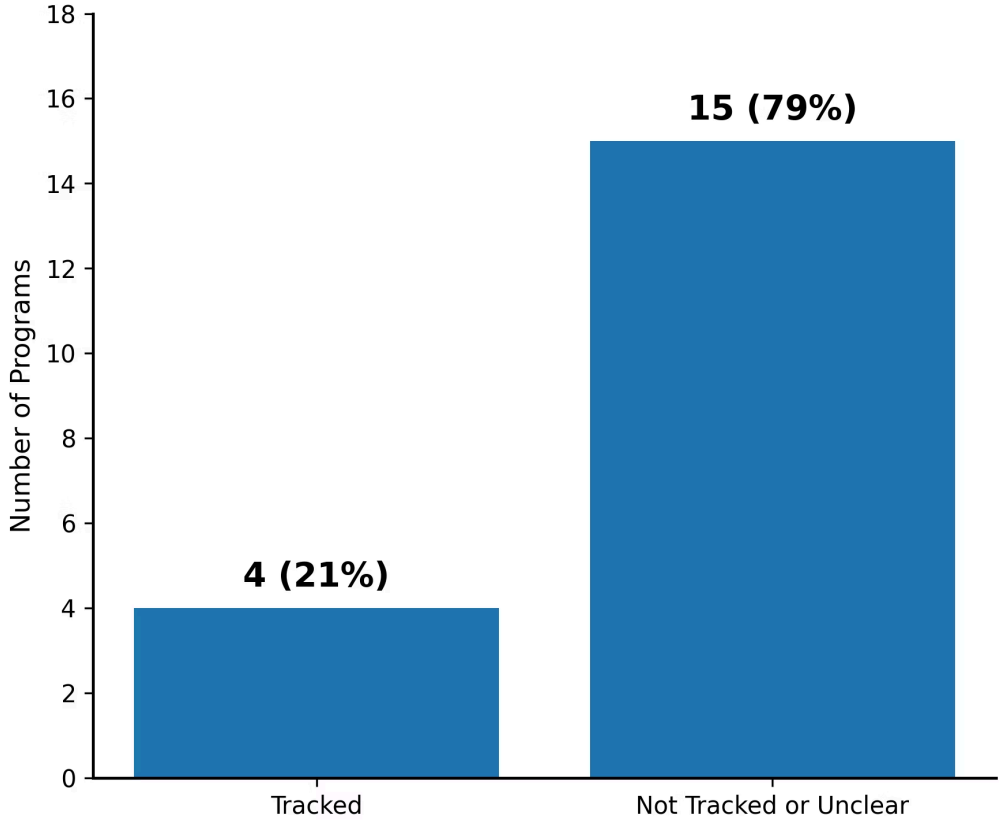

What the Data Tells Us

Existing Foundation

Workforce development is already part of CAPK's service model.

Key Challenges Identified

However, the review indicates that current activity is:

- Distributed across divisions rather than centrally coordinated
- Concentrated in entry-level workforce support
- Limited by staffing and funding capacity
- Inconsistently measured in terms of employment outcomes

Path Forward

Advancing Strategic Goal 2 will require intentional structure, defined ownership, and clearer alignment across programs.

Three-Pillar Direction for Workforce Development

Pillar 1 — Dedicated Workforce Case Management

- Workforce case management should operate as a defined function rather than being layered onto existing programs
- Dedicated capacity would allow staff to:
  - Provide focused employment planning and follow-up
  - Coordinate referrals and employer engagement
  - Track workforce-specific outcomes

Pillar 2 — Integrated Hub Model

- Workforce development should be structured as a coordinated function, housed within Housing & Supportive Services and interfacing directly with:
  - Coordinated Entry System (CES)
  - CalAIM
  - Adult Re-Entry
  - External employers and training partners
- This approach ensures workforce services are not siloed and align with existing stabilization pathways

Pillar 3 — Internal Employment Pathways

- CAPK should assess opportunities to expand in-house employment options aligned with operational needs
- Potential areas may include select service functions currently subcontracted
- Developing internal pathways would:
  - Create entry-level opportunities
  - Strengthen placement options for participants
  - Align workforce development with agency operations

Next Steps

This inventory establishes a baseline for advancing Strategic Goal 2 under Strategic Priority A – Community Investment

01

Refining the proposed workforce model and defining scope

02

Identifying potential pilot populations or divisions

03

Aligning design with available funding opportunities

04

Establishing measurable workforce outcomes

05

Providing periodic updates to the Board aligned with the 2026–2029 strategic timeline

DATE	March 18, 2026
TIME	12:00 pm
LOCATION	CAPK Administrative Office 1300 18th St., 3rd Floor Bakersfield, CA 93301

Budget & Finance Committee Minutes

1. **Call to Order**

   Committee member Fred Plane called the meeting to order at 12:11 pm at the Community Action Partnership of Kern Administrative Office, located at 1300 18th Street, 3rd Floor, Bakersfield, CA.

2. **Roll Call**

   Roll Call was taken with a quorum present.

   Present: Fred Plane (Chair), Anna Vigil & Jonathan Mullings
   Absent: Lee'o Whisenant

   Others present: Jeremy Tobias, Chief Executive Officer; Lisa McGranahan, Chief Human Resources Officer; Naomi Ibarra, Controller; Pritika Ram, Chief Business Development Officer; Freddy Hernandez, Director of Youth & Community Development; Gabrielle Alexander, Director of Finance; Yolanda Gonzales, Director of Head Start & State Child Development and other CAPK staff.

   Jeremy Tobias recognized past Board Member Michelle Jara-Rangel for her nearly five years of dedicated service on the Board. Fred Plane presented her with plaque in appreciation of her contributions to CAPK. Michelle Jara-Rangel expressed gratitude for her time on the Board, noting that her decision to step down was difficult but driven by an excellent professional opportunity.

3. **Public Comments**

   No one addressed the Committee.

4. **New Business**

   a. Head Start / Early Head Start Budget to Actual Reports for September 30, 2025 – Tracy Webster, Chief Financial Officer – ***Info Item***

      Gabrielle Alexander presented the above agenda item on behalf of Tracy Webster and provided a summary of the reports included in the agenda packet.

      Fred Plane inquired whether the Head Start program being over budget and Early Head Start being under budget offset one another. Gabrielle confirmed that this is correct.

Jonathon Mullings inquired why Head Start is so far over budget on the non-Federal share. Yolanda Gonzalez replied there were some conversions to Early Head Start from Head Start. Yolanda added CAPK has submitted a budget revision and are currently waiting for those funds.

Jonathan Mullings also asked about the source of the funds. Yolanda Gonzales clarified that the funds are provided by the Office of Head Start and noted that staffing shortages and additional approval layers have contributed to delays. Jeremy Tobias added that the contract requires a non-federal match of at least 20%, which we closely monitor and track. Our non-federal match is provided mostly though the State funding, which allows CAPK to blend funding sources. We also track and incorporate parent participation or volunteer hours towards our non-federal match. It is okay if it is over budget so to speak, we don't want it to be under the 20% requirement though.

b. 2026-2027 Head Start Program McFarland 1303 Carryover Request - ***Action Item*** – Rosa Guerrero, Administrative Analyst - **Action Item**

Rosa Guerrero presented the above agenda item for approval and provided a summary of the carryover request.

Motion was made and seconded to approve the staff's recommendation. Carried by unanimous vote (Mullings/Vigil).

c. Energy Program PG&E – Community Outreach Contractor Agreements for California Alternative Rates for Energy (CARE) and Relief for Energy Assistance through Community Help (REACH) – Freddy Hernandez, Director of Youth & Community Services – ***Action Item***

Freddy Hernandez presented the above action item and noted that PG&E encouraged CAPK to apply due to positive experiences with previous grant-funded work.

Ana Vigil inquired if how the program will be managed with clients, if it will be done when they come to the office or if various outreach programs will take place? Freddy stated it will be both for all areas of Kern County that have PG&E services.

Fred Plane asked if it is known how many clients might be eligible and if additional funding will be received. Freddy Hernandez stated most of our clients are already in the CARE program and confirmed there will be additional funding, and due to overlap, much of the cost will be covered by our existing funding.

Ana Vigil inquired whether education would be provided to customers regarding high utility bills, including available discounts such as those for medical equipment through PG&E. Freddy Hernandez confirmed that educational information would be provided.

Motion was made and seconded to approve the staff's recommendation. Carried by unanimous vote (Vigil/Mullings).

d. January 2026 Financial Reports – Tracy Webster, Chief Financial Officer - ***Action Item***

Gabrielle Alexander presented the January 2026 Financial Reports on behalf of Tracy Webster and noted the agency did not draw from its line of credit during January and there continues to be sufficient unrestricted cash to support programs with negative cash balances.

Central Kitchen expenditures are at 93.2% as of January 31, 2026, with USDA revenue at 84.0%, aligning with the target of 91.7%. CMAP revenue is at 51.0%, below the target of 58.3% for this period. Center-based state programs reflect average attendance levels, with CCTR at 89.3%, CSPP at 66.1%, and CMIG at 1.8%. In San Joaquin County, the CCTR program is operating at 52.7% attendance compared to a 58.3% target. The agency has also secured CSPP and Head Start funding for a new Pre-K program, with CSPP currently at 9.9% as the program is being established.

Agency-wide expenditures are at 86% year-to-date, consistent with the 91.7% target. The Indirect Fund report reflects revenue exceeding expenditures by $1,033,862, or 137.6% of the budgeted surplus, with overall expenditures at 84.7%, in line with the annual target. The agency check register is included within the financial statements.

Motion was made and seconded to approve the staff's recommendation. Carried by unanimous vote (Mullings/Vigil)

5. <u>Committee Member Comments</u>

None

6. <u>Next Scheduled Meeting</u>
Budget & Finance Committee
April 22, 2026
1300 18th St., 3rd Floor Board Room
Bakersfield, CA 93301

7. <u>Adjournment</u>
The meeting was adjourned at 12:31 pm

o

MEMORANDUM

To: Budget and Finance Committee

From: Tracy Webster, CFO/ Louis Rodriguez, Finance Administrator

Date: March 18, 2026

Subject: *Head Start*
Budget to Actual Report for the period ended January 31, 2026 – **Info Item**

The Office of Head Start has awarded CAPK the full amount of its Head Start and Early Head Start grant for a five-year budget period, the second-year budget period is March 1, 2025, through February 28, 2026.

The following are highlights of the Head Start Budget to Actual Report for the period of March 1, 2025, through January 31, 2026. Eleven months (91.67%) of the 12-month budget period have elapsed.

Base Funds

Overall expenditures are at 108% of the budget.

Training & Technical Assistance Funds

Overall expenditures are at 100% of the budget.

Non-Federal Share (Head Start and Early Head Start combined)

The non-Federal share is at 168% of the budget.

Community Action Partnership of Kern
Head Start
Budget to Actual Report
Budget Period: March 1, 2025 - February 28, 2026
Report Period: March 1, 2025 - January 31, 2026
Month 11 of 12 (91.67%)

Prepared 03/05/2026

BASE FUNDS	BUDGET	ACTUAL	REMAINING	% SPENT	% REMAINING
PERSONNEL	8,458,695	8,910,050	(451,355)	105%	-5%
FRINGE BENEFITS	2,693,248	2,724,117	(30,869)	101%	-1%
TRAVEL	55,000	-	55,000	0%	100%
EQUIPMENT	-	-	-		
SUPPLIES	535,017	901,991	(366,974)	169%	-69%
CONTRACTUAL	186,280	421,721	(235,441)	226%	-126%
CONSTRUCTION	-	-	-		
OTHER	3,495,261	3,791,092	(295,831)	108%	-8%
INDIRECT	1,467,033	1,527,961	(60,928)	104%	-4%
TOTAL BASE FUNDING	**16,890,534**	**18,276,932**	**(1,386,398)**	**108%**	**-8%**

TRAINING & TECHNICAL ASSISTANCE					
TRAVEL	60,904	52,182	8,722	86%	14%
SUPPLIES	23,986	19,183	4,803	80%	20%
CONTRACTUAL	12,800	-	12,800	0%	100%
OTHER	63,752	90,077	(26,325)	141%	-41%
INDIRECT	16,144	16,144	-	100%	0%
TOTAL TRAINING & TECHNICAL ASSISTANCE	**177,586**	**177,586**	**(0)**	**100%**	**0%**

GRAND TOTAL HS FEDERAL FUNDS	**17,068,120**	**18,454,518**	**(1,386,398)**	**108%**	**-8%**

HEAD START and EARLY HEAD START COMBINED NON-FEDERAL SHARE

SOURCE	BUDGET	ACTUAL	REMAINING	% SPENT	% REMAINING
IN-KIND	2,104,780	3,905,978	(1,801,198)	186%	-86%
CALIF DEPT OF ED	7,918,076	12,904,831	(4,986,755)	163%	-63%
TOTAL NON-FEDERAL	**10,022,856**	**16,810,809**	**(6,787,953)**	**168%**	**-68%**

Budget reflects Notice of Award #09CH012489-02-02
Actual expenditures include posted expenditures and estimated adjustments through 01/31/2026
Administrative Cost for HS and EHS Combined **10.6%**

Agency-Wide Credit Card Report

	CURRENT	1 TO 30	31 TO 60	61 TO 90	TOTAL	STATEMENT DATE
Elan Credit Card	55,784				**55,784**	2/1/2026
Lowe's	1,140	-	-	-	**1,140**	1/31/2026
Smart & Final	1,875	-	-	-	**1,875**	2/1/2026
Save Mart	173	-	-	-	**173**	1/25/2026
Chevron & Texaco Business Card	8,926	-	-	-	**8,926**	2/6/2026
Home Depot	19,792	-	-	-	**19,792**	2/5/2026
	87,689	**-**	**-**	**-**	**87,690**	

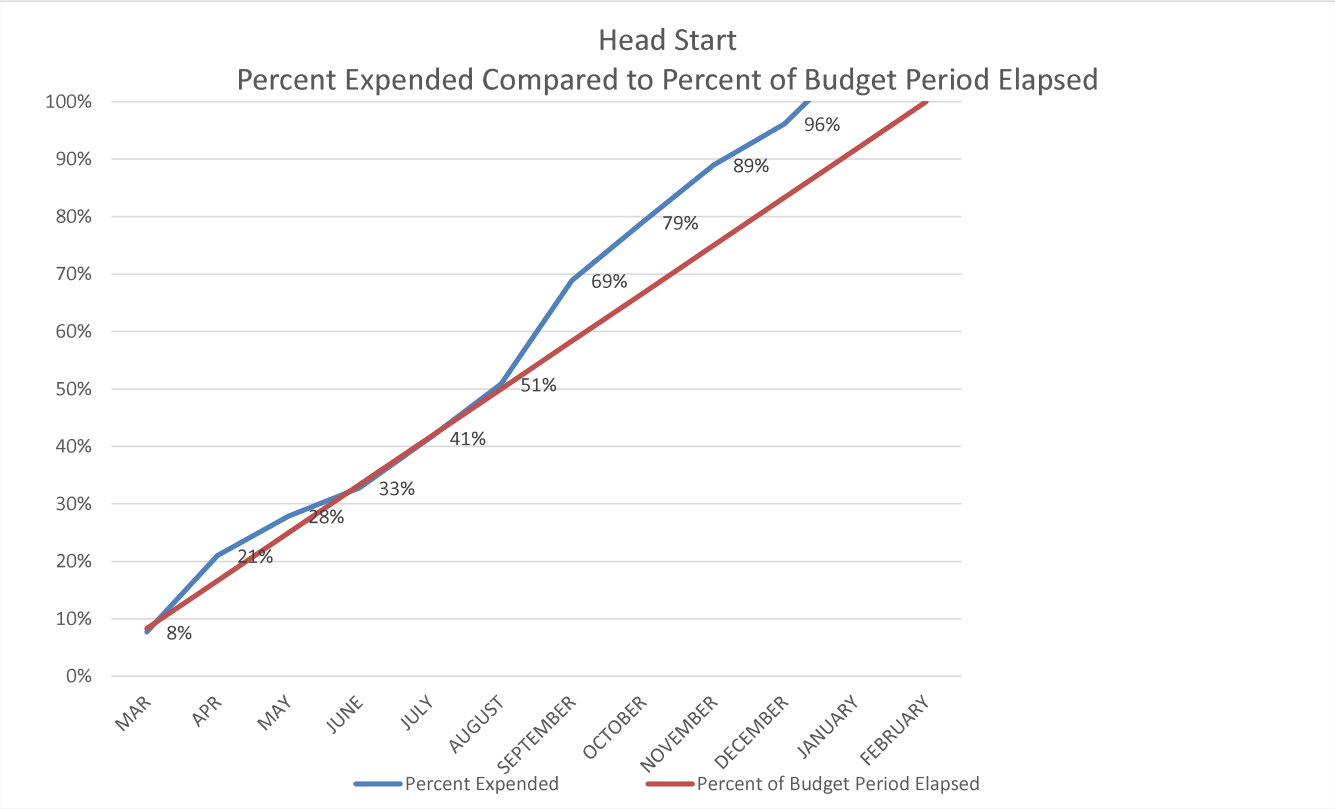
Head Start
Percent Expended Compared to Percent of Budget Period Elapsed
100%
90%
80%
70%
60%
50%
40%
30%
20%
10%
0%
8%
21%
28%
33%
41%
51%
69%
79%
89%
96%
MAR
APR
MAY
JUNE
JULY
AUGUST
SEPTEMBER
OCTOBER
NOVEMBER
DECEMBER
JANUARY
FEBRUARY
Percent Expended
Percent of Budget Period Elapsed

MEMORANDUM

To: Budget and Finance Committee

From: Tracy Webster, CFO / Louis Rodriguez, Finance Administrator

Date: March 18, 2026

Subject: *Early Head Start*
Budget to Actual Report for the period ended January 31, 2026 – **Info Item**

The Office of Head Start has awarded CAPK the full amount of its Head Start and Early Head Start grant for a five-year budget period, the second-year budget period is March 1, 2025, through February 28, 2026.

The following are highlights of the Early Head Start Budget to Actual Report for the period of March 1, 2025, through January 31, 2026. Eleven months (91.67%) of the 12-month budget period has elapsed.

Base Funds

Overall expenditures are at 79% of the budget.

Training & Technical Assistance Funds

Overall expenditures are at 74% of the budget.

Community Action Partnership of Kern
Early Head Start
Budget to Actual Report
Budget Period: March 1, 2025 - February 28, 2026
Report Period: March 1, 2025 - January 31, 2026
Month 11 of 12 (91.67%)

Prepared 03/05/2026

BASE FUNDS	BUDGET	ACTUAL	REMAINING	% SPENT	% REMAINING
PERSONNEL	12,545,456	8,717,042	3,828,414	69%	31%
FRINGE BENEFITS	3,896,047	3,399,798	496,249	87%	13%
TRAVEL	45,000	663	44,337	1%	99%
EQUIPMENT	-	-	-		
SUPPLIES	751,602	731,290	20,312	97%	3%
CONTRACTUAL	1,001,244	938,910	62,334	94%	6%
CONSTRUCTION	-	-	-		
OTHER	2,423,100	2,481,262	(58,162)	102%	-2%
INDIRECT	2,016,910	1,563,394	453,517	78%	22%
TOTAL BASE FUNDING	**22,679,359**	**17,832,357**	**4,847,002**	**79%**	**21%**
TRAINING & TECHNICAL ASSISTAN					
PERSONNEL	-	-	-		
FRINGE BENEFITS	-	-	-		
TRAVEL	118,632	54,644	63,988	46%	54%
SUPPLIES	30,013	36,700	(6,687)	122%	-22%
CONTRACTUAL	26,080	1,500	24,580	6%	94%
OTHER	137,953	140,810	(2,857)	102%	-2%
INDIRECT	31,268	20,788	10,480	66%	34%
TOTAL TRAINING & TECHNICAL AS	**343,946**	**254,442**	**89,503.99**	**74%**	**26%**
GRAND TOTAL EHS FEDERAL FUN	**23,023,305**	**18,086,799**	**4,936,506**	**79%**	**21%**

Budget reflects Notice of Award #09CH012489-02-02
Actual expenditures include posted expenditures and estimated adjustments through 01/31/2026

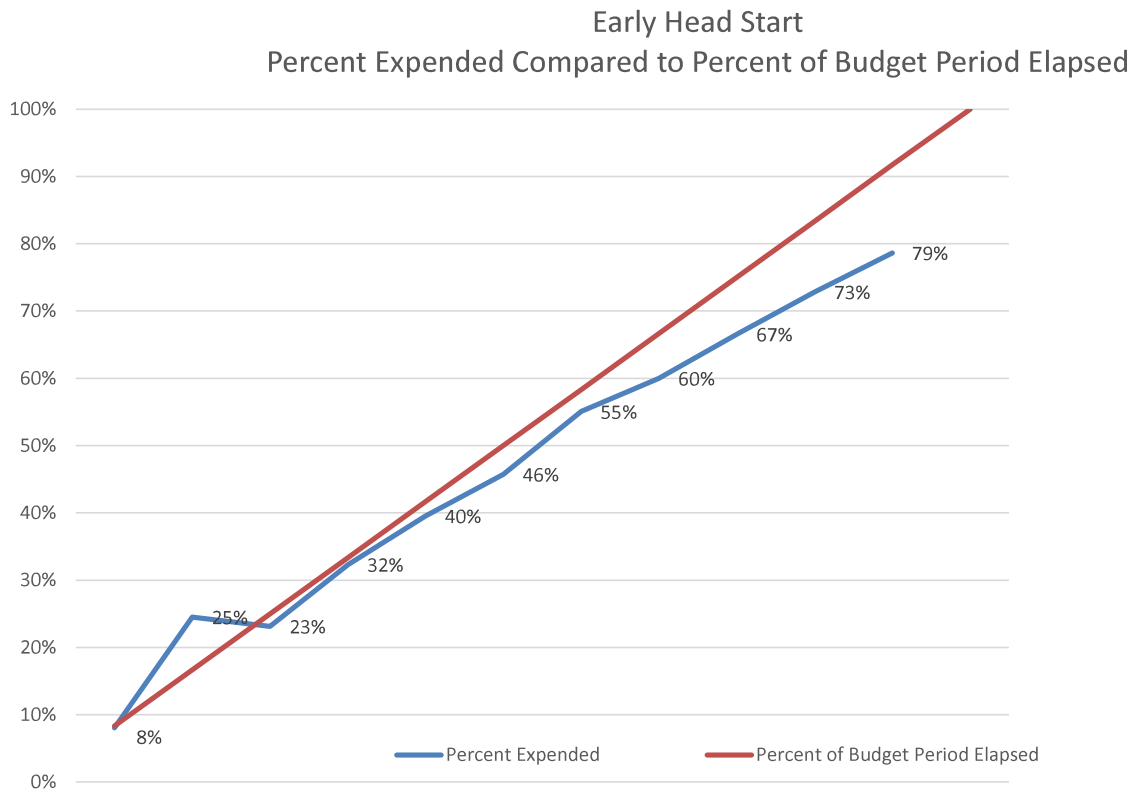
Early Head Start
Percent Expended Compared to Percent of Budget Period Elapsed
100%
90%
80%
70%
60%
50%
40%
30%
20%
10%
0%
8%
25%
23%
32%
40%
46%
55%
60%
67%
73%
79%
Percent Expended
Percent of Budget Period Elapsed

MEMORANDUM

To: Budget & Finance Committee

From: Tracy Webster, CFO/ Louis Rodriguez, Finance Administrator

Date: March 18, 2026

Subject: *Head Start*
McFarland Modular as of January 31, 2026 – **Info Item**

CAPK received authorization from the Office of Head Start (OHS) to purchase and install a modular unit at 410 E. Perkins Ave., McFarland, CA 93250.

The purchase of the new modular unit will be funded through the current grant (09CH012489-02-02).

Below are highlights of the modular project funds for the period ending January 31, 2026:

Overall expenditures to date: **0%**.

Community Action Partnership of Kern

McFarland Modular

Report Period: March 1, 2025 - Jan 31, 2026

Prepared 03/05/2026	BUDGET	ACTUAL	REMAINING	% SPENT	% REMAINING
McFarland - (Purchase and Installation of Modular)	1,699,878	-	1,699,878	0%	100%

NOA - 09CH012489-02-02

Community Action Partnership of Kern
Head Start and Early Head Start Kern
Year-to-Date Non-Federal Share and In-Kind Report
Budget Period: March 1, 2025 through February 2026
Report for period ending January **31, 2026** (Month 11 of 12)
Percent of budget period elapsed: 91.7%

LOCATION	Enroll-ment	March	April	May	June	July	Aug	Sep	Oct	Nov	Dec	Jan	Feb	YTD Totals	Kern/SJC	IN-KIND GOAL	% OF GOAL MET
Alberta Dillard	34	15,749	12,911	7,401	0	0	3,331	8,704	8,083	10,663	9,662	10,628	0	87,132	Kern	43,028	202%
Alicante	20	11,086	15,151	14,433	5,928	0	81	8	0	0	7,850	9,882	0	64,419	Kern	25,311	255%
Angela Martinez	105	27,223	22,300	16,063	8,082	8	737	3,075	4,591	2,822	12,407	12,061	0	109,368	Kern	132,882	82%
Broadway	37	5,316	6,177	5,148	2,735	1,297	2,822	9,826	1,953	890	10,406	0	0	46,572	Kern	46,825	99%
California City	17	8,661	4,651	3,624	0	0	0	8,724	415	176	10,406	0	0	36,657	Kern	21,514	170%
Cleo Foran	23	3,787	13,700	6,385	0	44	6,396	8,102	12,329	10,792	10,800	13,556	0	85,890	Kern	29,107	295%
Delano	60	24,147	10,493	9,990	9,037	13,336	884	2,045	1,608	502	7,083	8,899	0	88,024	Kern	75,933	116%
Fairfax	34	2,162	7,675	7,639	6,610	6,652	141	624	405	322	2,780	5,023	0	40,032	Kern	43,028	93%
Harvey L. Hall	142	30,977	25,366	29,489	27,782	34,800	1,733	4,093	2,664	728	15,695	19,054	0	192,383	Kern	179,707	107%
Heritage	17	1,689	1,076	1,430	0	0	244	2,255	2,049	949	1,582	1,775	0	13,049	Kern	21,514	61%
Home Base	160	26,612	17,001	15,395	8,248	13,840	12,983	15,696	10,628	6,889	6,965	0	0	134,256	Kern	202,487	66%
Martha J. Morgan	50	25,357	24,516	27,021	5,886	19,908	8	624	521	26,912	21,042	4,700	0	156,494	Kern	63,277	247%
Oasis	42	10,131	11,857	4,912	0	0	5,222	9,100	13,790	3,244	9,400	0	0	67,657	Kern	53,153	127%
Pete H. Parra	116	835	465	0	488	0	0	586	358	147	0	0	0	2,880	Kern	146,803	2%
Primeros Pasos	67	81,280	74,266	70,979	62,312	51,989	62,477	74,365	88,786	66,812	75,141	0	0	708,408	Kern	84,791	835%
Rosamond	51	2,171	743	249	0	0	0	125	132	0	5,956	0	0	9,376	Kern	64,543	15%
San Diego	32	7,286	7,795	7,818	5,461	1,233	0	246	7,308	6,895	8,726	0	0	52,768	Kern	40,497	130%
Shafter	17	4,245	4,431	2,904	5,313	1,815	1,567	1,610	1,567	129	1,239	0	0	24,820	Kern	21,514	115%
Shafter HS/EHS	24	6,376	7,319	6,168	6,528	5,765	1,618	1,126	979	244	5,296	0	0	41,420	Kern	30,373	136%
Sterling	117	13,276	14,627	14,048	12,927	15,068	15,298	17,133	23,508	23,580	19,524	0	0	168,988	Kern	148,068	114%
Stockdale Head Start	41	4,624	6,609	3,216	0	0	1,366	2,280	4,310	2,560	581	0	0	25,546	Kern	51,887	49%
Sunrise Villa	17	2,558	1,716	637	0	495	1,054	983	147	0	233	0	0	7,821	Kern	21,514	36%
Taft	51	6,364	5,860	1,305	0	8	1,703	4,533	4,277	2,943	11,840	0	0	38,834	Kern	64,543	60%
Tehachapi	15	1,225	883	183	0	0	0	73	81	293	0	0	0	2,739	Kern	18,983	14%
Vineland	17	6,156	5,059	2,464	0	0	1,681	3,453	7,688	6,611	6,577	0	0	39,690	Kern	21,514	184%
Virginia	17	12,711	11,663	6,431	0	0	1,475	5,046	13,473	10,837	7,897	0	0	69,534	Kern	21,514	323%
Willow	40	13,507	12,642	6,398	0	0	0	0	0	0	0	0	0	32,547	Kern	50,622	64%
Administrative Services		0	0	0	0	0	0	0	0	0	0	0	0	0	Kern/SJC	0	0%
PC Planning		0	0	0	0	0	0	0	0	0	0	0	0	0	Kern/SJC	0	0%
PC By Laws		0	0	0	0	0	0	0	0	0	0	0	0	0	Kern/SJC	0	0%
Governance		0	286	275	0	0	269	0	0	0	0	0	0	830	Kern	15,000	6%
Program Services		25,634	21,252	15,199	15,125	10,890	11,271	23,331	20,139	8,223	12,965	0	0	164,029	Kern/SJC	74,265	221%
California Street	24	12,099	9,304	7,354	4,449	3,475	0	0	122	73	9,234	0	0	46,110	SJC	30,373	152%
Gianone	16	2,302	2,438	1,561	1,982	1,779	2,702	1,662	2,470	2,210	1,898	0	0	21,004	SJC	26,431	79%
Kennedy	16	2,963	3,594	2,307	1,493	2,421	2,687	3,523	5,083	4,350	5,086	0	0	33,508	SJC	20,249	165%
Lodi Home Base	20	16,850	14,153	13,945	11,589	12,432	20,246	15,900	21,936	12,644	15,814	0	0	155,510	SJC	25,311	614%
Lodi UCC	24	11,022	11,210	9,863	12,463	12,292	12,724	8,616	8,429	6,674	6,730	0	0	100,022	SJC	30,373	329%
Lathrop Home Base	20	3,920	4,356	4,084	4,816	1,618	5,221	4,230	7,125	269	2,160	0	0	37,797	SJC	25,311	149%
Marci Massei	24	8,028	7,640	8,223	5,195	4,986	2,601	244	5,999	4,107	4,544	0	0	51,566	SJC	30,373	170%
Stockton Home Base	40	13,285	12,746	10,491	5,047	5,313	5,750	4,947	7,472	5,679	4,981	0	0	75,712	SJC	50,622	150%
Lathrop	24	5,426	5,267	4,375	3,526	2,869	2,008	1,622	313	2,872	4,746	0	0	33,021	SJC	30,373	109%
SUBTOTAL IN-KIND	**1,571**	**457,040**	**419,195**	**349,404**	**233,021**	**224,333**	**188,301**	**248,511**	**290,738**	**233,043**	**337,247**	**85,577**	**0**	**3,066,409**	**0**	**2,083,613**	**147%**
														x			
State General Child Care*		360,286	0	0	0	417,588	400,228	408,456	442,486	336,186	391,128	373,695	0	3,130,054	Kern	2,442,293	128%
State Preschool*		916,299	893,933	592,709	0	387,028	508,094	701,455	885,716	742,969	841,915	964,226	0	7,434,343	Kern	6,219,213	120%
State Migrant Child Care*		1,191	1,248	1,191	0	0	0	0	0	964	2,155	2,268	0	9,016	Kern	50,000	18%
SUBTOTAL CA DEPT of ED		**1,277,776**	**895,181**	**593,900**	**0**	**804,616**	**908,322**	**1,109,911**	**1,328,202**	**1,080,119**	**1,235,198**	**1,340,189**	**0**	**10,573,413**		**8,711,506**	**121%**
														x			
State General Child Care*		248,476	254,215	240,642	0	228,392	244,230	246,762	253,975	188,787	215,036	210,902	0	2,331,418	SJC	1,175,152	**198%**
SUBTOTAL CA DEPT of ED		**248,476**	**254,215**	**240,642**	**0**	**228,392**	**244,230**	**246,762**	**253,975**	**188,787**	**215,036**	**210,902**	**0**	**2,331,418**		**1,175,152**	**198%**
GRAND TOTAL		**1,983,292**	**1,568,591**	**1,183,946**	**233,021**	**1,257,341**	**1,340,853**	**1,605,184**	**1,872,915**	**1,501,949**	**1,787,481**	**1,636,668**	**0**	**15,971,240**		**11,970,271**	**133%**

CCP In-Kind	**839,569**
	16,810,809

Community Action Partnership of Kern
Early Head Start Child Care Partnerships
Non-Federal Share and In-Kind Year-to-Date Report
Budget Period: March 1, 2025 through March 31, 2025
Report for period ending January 31, 2026 (Month 11 of 12)

Percent of year elapsed: 91.67%

LOCATION	FUNDED ENROLL-MENT	Mar-25	Apr-25	May-25	Jun-25	Jul-25	Aug-25	Sep-25	Oct-25	Nov-25	Dec-25	Jan-26	YTD Totals	IN-KIND GOAL	% OF GOAL MET
Kern Community College District - BC	32	27,305	23,388	26,196	21,671	10,062	15,052	29,050	30,634	0	12,955	18,329	214,642	137,864	156%
KCSOS - Blanton	16	34,387	34,387	28,570	29,533	24,921	28,812	32,160	30,743	0	36,574	36,380	316,466	68,932	459%
Garden Pathways	11	81	317	332	484	572	366	713	686	623	585	0	4,760	47,391	10%
Taft College	42	27,610	35,201	27,594	27,992	34,146	28,724	16,754	32,614	0	37,648	35,295	303,578	180,947	168%
Escuelita Hernandez	16	49	0	0	0	0	0	37	37	0	0	0	123	68,932	0%
Program Services		0	0	0	0	0	0	0	0	0	0	0	0		
Admin Services		0	0	0	0	0	0	0	0	0	0	0	0		
GRAND TOTAL	**117**	**89,431**	**93,293**	**82,693**	**79,681**	**69,701**	**72,954**	**78,714**	**94,714**	**623**	**87,761**	**90,005**	**839,569**	**504,065**	**167%**

Budget reflects Notice of Award #09CH012489-02-02

MEMORANDUM

To: Budget and Finance Committee

From: Rosa Guerrero, Administrative Analyst

Date: March 18, 2026

Subject: *Agenda Item 4b:* 2026-2027 Head Start Program McFarland 1303 Carryover Request – ***Action Item***

The Head Start Program is requesting a Carryover Request for the 2026-2027 budget year for the previously awarded 1303 McFarland Program Improvement funds. This request will permit the transfer of a balance from the 2025-2026 budget period that ended in February 2026 into the current budget period to support facility projects to this location. The Head Start and State Child Development Division seeks a budget carryover of the total program improvement funds of $1,699,878, awarded to the program in September 2025. Carryover of these funds will be utilized to support facility projects previously approved by the CAPK Board in July 2024.

Carryover for incidental or additional charges may reduce the carryover amount requested. However, following the Office of Head Start's guidance to obtain Board approval, Program and Finance staff prepared this carryover proposal and have determined that the unobligated balance is equal to the amount that is being requested. Upon approval by the Budget & Finance Committee, the item will go to the Policy Council on March 24, 2026 and then the Board of Directors on March 25, 2026. Any changes or alterations along the way can be made prior to final Board action.

Strategic Plan Impact

This proposal is aligned with the 2026-2029 Strategic Plan, Priority A – Community Investment, which supports initiatives that foster pathways out of poverty by promoting community-led investments, thereby expanding access to education, employment, affordable housing, healthcare, and essential services.

Recommendation

Staff recommends the Budget and Finance Committee approve, with resolution, the submission of the 1303 McFarland Carryover Request for the 2026-2027 funding period for the grant #09CH012489.

Attachment:

1303 McFarland Carryover Request Resolution #2026-04

RESOLUTION #2026-04

A Resolution of the Board of Directors of Community Action Partnership of Kern Approving the 2026-2027 1303 McFarland Carryover Request to the Office of Head Start

The Board of Directors of Community Action Partnership of Kern located at 1300 18th Street, Suite 200, Bakersfield, CA 93301, met on March 25, 2026, at a scheduled meeting and resolved as follows:

WHEREAS, Community Action Partnership of Kern (CAPK) is a private, non-profit 501(c)(3) corporation established as a result of the Economic Opportunity Act of 1964, and is the federally designated community action agency serving the low-income, elderly and disadvantaged residents of Kern County; and

WHEREAS, CAPK is charged with the responsibility of continuing the battle to alleviate poverty in Kern County by developing and implementing creative and innovative programs, and has adopted the philosophical position of "Helping People, Changing Lives' in its quest to assist people in need, and families with minimal or no resources; and

WHEREAS, the Head Start and State Child Development Division was awarded $1,699,878 from the Office of Head Start in Program Improvement funding for McFarland facility projects; and

WHEREAS, the Head Start and State Child Development Division seeks a budget carryover of $1,699,878 for facility projects for the Head Start and Early Head Start Grant #09CH012489 in the 2026-2027 budget year; and

WHEREAS, the Office of Head Start requires that an authorized signatory be named for the Head Start and Early Head Start contract; and

WHEREAS, the CAPK Board of Directors has determined that there is a need for anti-poverty programs and is willing to accept the submission of the 1303 McFarland Carryover Request to the Office of Head Start; and

NOW, THEREFORE, be it resolved that the CAPK Board of Directors hereby authorizes the Chief Executive Officer to act on behalf of the Board as CAPK's representative signatory with regard to the submission of the 2026-2027 1303 McFarland Carryover Request.

APPROVED by a majority vote of the Directors of Community Action Partnership of Kern, this 25th day of March 2026.

_____ _____

Maritza Jimenez, Chair
CAPK Board of Directors

Date

MEMORANDUM

To: Budget & Finance Committee

From: Freddy Hernandez, Director of Youth & Community Services

Date: March 18, 2026

Subject: *Agenda Item 4c:* Energy Program: PG&E – Community Outreach Contractor Agreements **for California Alternative Rates for Energy (CARE) and Relief for Energy Assistance through Community Help (REACH)** – **Action Item**

On February 15, 2025, PG&E invited CAPK to become a Community Outreach Contractor. Participating in these initiatives will allow CAPK to receive a $30 reimbursement stipend for each application submitted under two of PG&E's low-income energy assistance programs.

- **California Alternative Rates for Energy (CARE):** Provides eligible households with an estimated monthly discount of 38% on electricity and 20% on natural gas compared to non-CARE customers.

- **Relief for Energy Assistance through Community Help (REACH):** Offers qualifying customers with a one-time financial assistance grant of $800 who have a past-due balance and receive a disconnect notice.

This opportunity will enhance the support we provide to Energy Program clients while generating additional unrestricted revenue for CAPK. The partnership strongly aligns with CAPK's mission and Strategic Priority Goal B: strengthening our communities by building and expanding strategic partnerships that foster collaboration and support community-wide transformation.

Recommendation:

Staff recommend that the Budget & Finance committee approve the submission of an application for **California Alternative Rates for Energy (CARE) program and the Relief for Energy Assistance through Community Help (REACH) program** and further recommend approval by the Board of Directors and authorize the Chief Executive Officer to execute all agreements upon receipt, along with any additional documents necessary to implement the programs.

Attachments:
CARE Community Outreach Contractor FAQ
REACH Program Details

Pacific Gas and Electric Company®

CARE COMMUNITY OUTREACH CONTRACTOR (COC) FAQ

Introduction and Campaign Overview
The CARE program provides at least a 20% discount off the utility (*gas and electric*) bill of qualifying households. The FERA program provides an 18% discount off the *electricity* bill of qualifying households. The discount and eligibility criteria were established by the California Public Utilities Commission (CPUC) and are updated each June. The COC program started in 1989.

How do I become a CARE Outreach Contractor (COC)? Please submit a request to **lowincomeprograms@pge.com**. A PG&E representative will reach out with more details and an application form.

When are COCs paid? COC providers are paid on a monthly basis based on the number of approved enrollments. Applications are tracked using a unique 3-digit agency code that is assigned to each COC provider.

What training is provided for COCs? All CARE providers and their staff are trained on PG&E's CARE applications and income qualified programs twice a year and scheduled as needed. The trainings are typically 1-2 hours long.

How do I order applications, brochures, and other materials? Ordering applications and supplies can be done by sending an e-mail to **lowincomeprograms@pge.com**

- Print materials are available in English, Spanish, Chinese and Vietnamese.
- Online (self-serve) resources such as applications are available in 16 languages in PDF format.

How are customers enrolled? Customers can apply online at **pge.com**, mail a paper application, or apply via telephone.

- Printed applications are available in English, Spanish, Chinese, and Vietnamese, as well as a Large Print format. When using the online and paper applications, please be sure to include your COC code in the white box on the bottom right of the application.

Filling out the applications

- Customer information: make sure the applicant's name appears on the application as it does on the PG&E bill, and all required fields are completed.
- Income guideline: this is for reference only. Check with the customer to see if their income falls under the income guideline for the number of people in their household.
- Declaration: make sure the person signing the application is the same person whose name is on the bill. If the spouse of the customer is signing, put the word "spouse" in parenthesis next to their signature.
- Include your COC code in the white box on the bottom right of the application.

SECTION IV.

More than one organization may wish to apply together as a single entity in order to participate as one COC. This may appeal to organizations without individual IRS tax-exempt status or substantial resources.

In this case, one organization with proper status may serve as the lead contractor and financial agent responsible for managing the overall COC contract, roles and responsibilities of participating parties (acting as subcontractors), a coordinated work plan, COC training, enrollment materials, reporting, payments to participating parties for completed and qualified applications, and other activities as determined by the parties to the contract. There is no limit on the number of organizations that can form a COC coalition.

The organization that will lead the COC coalition should complete Sections I, II and III. Other participating organizations should complete the following section and attach support materials as desired.

Name of Organization_____ **Telephone ( )**_____

Complete Address_____

Executive Director_____ **Signature**_____

Name of Organization_____ **Telephone ( )**_____

Complete Address_____

Executive Director_____ **Signature**_____

Name of Organization_____ **Telephone ( )**_____

Complete Address_____

Executive Director_____ **Signature**_____

Name of Organization_____ **Telephone ( )**_____

Complete Address_____

Executive Director_____ **Signature**_____

When will the customer receive their discount? The customer starts receiving their discount at the beginning of the current billing date once the customer is enrolled in the program.

- **Where does the CARE discount appear on a customer's PG&E bill?** See example bill below.
  - On the first page: if the customer has a CARE discount, there'll be a section for "Special Account Information," with a note "CARE-Discount Rate"
  - On the gas and electric detail calculation pages: there'll be a line item in each calculation section with a negative amount. That's the amount they've saved for the period indicated on the first line of each section.
  - If the customer is already on CARE, look for "current charges include a discount for CARE." This can be found on the first page below "Total amount due."

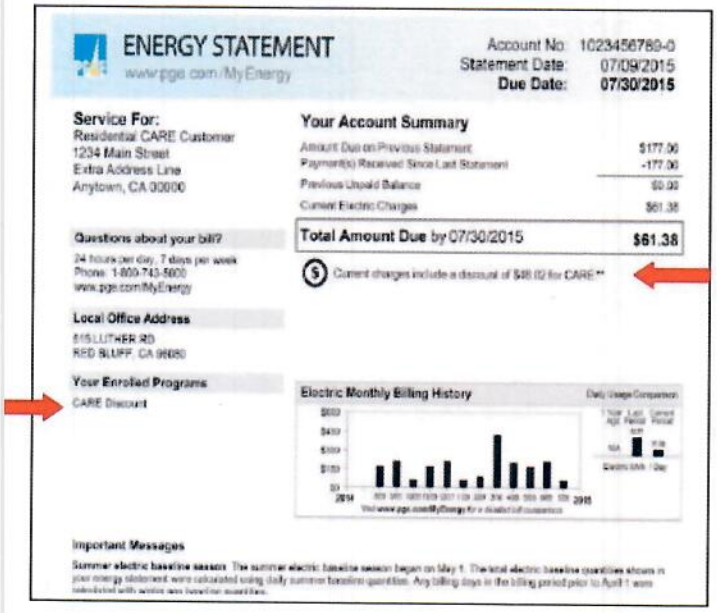
ENERGY STATEMENT
www.pge.com/MyEnergy

Account No: 1023456789-0
Statement Date: 07/09/2015
Due Date: 07/30/2015

Service For:
Residential CARE Customer
1234 Main Street
Extra Address Line
Anytown, CA 00000

Your Account Summary

Amount Due on Previous Statement	$177.00
Payment(s) Received Since Last Statement	-177.00
Previous Unpaid Balance	$0.00
Current Electric Charges	$61.38
Total Amount Due by 07/30/2015	**$61.38**

Current charges include a discount of $88.02 for CARE**

Questions about your bill?
24 hours per day, 7 days per week
Phone: 1-800-743-5000
www.pge.com/MyEnergy

Local Office Address
615 LUTHER RD
RED BLUFF, CA 96080

Your Enrolled Programs
CARE Discount

Electric Monthly Billing History

Important Messages

Pacific Gas and Electric Company®

California Alternate Rates for Energy (CARE) & Family Electric Rate Assistance (FERA) Program
Community Outreach Contractor Application

Thank you for your interest in Pacific Gas and Electric Company's (PG&E) California Alternate Rates for Energy (CARE) Program. To become a PG&E Community Outreach Contractor (COC), please complete this application, sign and return with required documents to CBOengagementsupport@pge.com

Organizations that wish to apply as part of a coalition please see Section IV.

Required documents:

- IRS Tax Exempt Status Form or Federal Employer Identification Form
- W-9 Form
- List of board of directors

Optional documents:

- Support materials (organizational fact sheet, outreach examples, calendar of events, pamphlet, newsletter or bulletin)
- Staff listing or directory
- List of awards or accomplishments

SECTION I. **Date of Application**_____

Name of Organization _____

Year Established_____ **Tax Status (*Please attach proof*)** _____

Type of Organization: ☐ **Non-profit** ☐ **Private** ☐ **Other (*explain*)** _____

Number of people in the organization: _____

Street Address _____

_____

City *State* *Zip Code*

Mailing Address (if different from above address) _____

_____

City *State* *Zip Code*

General Phone (____) _____ **Fax (____)** _____

Executive Director _____
Name

Email Address: _____ **Phone (____)** _____ **Ext.** _____

Project Manager (person assigned to COC Outreach) _____ _____
Name

Email Address: _____ **Phone (____)** _____ **Ext.** _____

What is the total number of CARE/FERA customers your organization plans to enroll in the COC program per year? _____

List the county(ies) your organization serves: _____

Nature of Organization *(Check all that applies):*

	Advocacy		Human Services
	Health		Recreational
	Educational		Civic
	Religious		Coalition/Consortium
	Vocational		Other (Please explain below):

SECTION II.

What expertise and/or experience does your organization have with CARE/FERA target populations? This couldinclude involvement with such public education and outreach campaigns as Healthy Families or Universal Lifeline Telephone Service with such groups as seniors, agricultural/migrant workers, or sub-metered tenants.

Does your staff have any special cultural, language or other skills in education and outreach?

SECTION III.

_____ _____
Signature of Executive Director Date

_____ _____
Signature of Board President or Chair Date

Pacific Gas and Electric Company®

CARE COMMUNITY OUTREACH CONTRACTOR (COC) FAQ

Introduction and Campaign Overview
The CARE program provides at least a 20% discount off the utility (*gas and electric*) bill of qualifying households. The FERA program provides an 18% discount off the *electricity* bill of qualifying households. The discount and eligibility criteria were established by the California Public Utilities Commission (CPUC) and are updated each June. The COC program started in 1989.

How do I become a CARE Outreach Contractor (COC)? Please submit a request to CBOEngagementSupport@pge.com. A PG&E representative will reach out with more details and an application form.

When are COCs paid? COC providers are paid monthly based on the number of approved enrollments. Applications are tracked using a unique 3-digit agency code that is assigned to each COC provider.

What training is provided for COCs? All COC providers and their staff are trained on PG&E's customer assistance programs, including CARE and FERA twice a year, and scheduled as needed. The trainings are typically 2 hours long.

How do I order applications, brochures, and other materials? Ordering applications and supplies can be done by sending an e-mail to CBOEngagementSupport@pge.com. An organization may also download fact sheets and applications online. Fact sheets can be downloaded at www.pge.com/cbo. Additional resources are also available on www.pge.com/financialassistance.

- Print materials are available in English, Spanish, Chinese and Vietnamese.
- Online resources such as applications are available in 16 languages in PDF format.

How are customers enrolled? Customers can apply online at www.pge.com/care, mail a paper application, or apply via telephone.

- Printed applications are available in English, Spanish, Chinese, and Vietnamese, as well as a Large Print format. When using online and paper applications, please be sure to include your COC code on the application.

Filling out the applications

- Customer information: make sure the applicant's name appears on the application as it does on the PG&E bill, and all required fields are completed.
- Income guideline: this is for reference only. Check with the customer to see if their income falls under the income guideline for the number of people in their household.
- Declaration: make sure the person signing the application is the same person whose name is on the bill. If the spouse of the customer is signing, put the word "spouse" in parenthesis next to their signature.
- Include your COC code in the white box on the bottom right of the application (print).

When will the customer receive their discount? The customer starts receiving their discount at the beginning of the current billing date once the customer is enrolled in the program.

- **Where does the CARE discount appear on a customer's PG&E bill?** See example bill below.
  - On the first page: if the customer has a CARE discount, there'll be a section for "Special Account Information," with a note "CARE-Discount Rate"
  - On the gas and electric detail calculation pages: there'll be a line item in each calculation section with a negative amount. That's the amount they've saved for the period indicated on the first line of each section.
  - If the customer is already on CARE, look for "current charges include a discount for CARE." This can be found on the first page below "Total amount due."

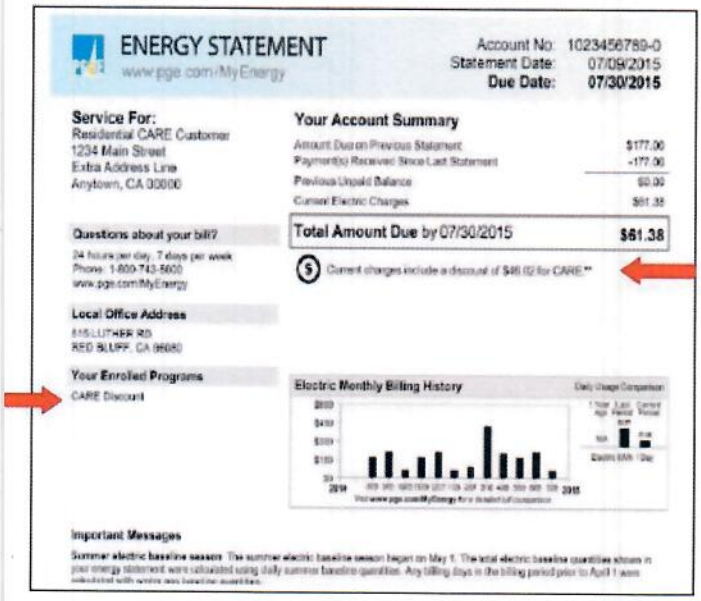
ENERGY STATEMENT
www.pge.com/MyEnergy

Account No: 1023456789-0
Statement Date: 07/09/2015
Due Date: 07/30/2015

Service For:
Residential CARE Customer
1234 Main Street
Extra Address Line
Anytown, CA 00000

Your Account Summary

Amount Due on Previous Statement	$177.00
Payment(s) Received Since Last Statement	-177.00
Previous Unpaid Balance	$0.00
Current Electric Charges	$61.38
Total Amount Due by 07/30/2015	**$61.38**

Current charges include a discount of $46.02 for CARE.**

Questions about your bill?
24 hours per day, 7 days per week
Phone: 1-800-743-5000
www.pge.com/MyEnergy

Local Office Address
615 LUTHER RD
RED BLUFF, CA 96080

Your Enrolled Programs
CARE Discount

Electric Monthly Billing History

Important Messages
Summer electric baseline season: The summer electric baseline season began on May 1. The total electric baseline quantities shown in your energy statement were calculated using daily summer baseline quantities. Any billing days in the billing period prior to April 1 were calculated with winter daily baseline quantities.

DOLLAR ENERGY FUND

Pacific Gas & Electric Company Relief for Energy Assistance through Community Help (PG&E REACH)

Apply Online

In 2025, PG&E committed $50 million to expand bill assistance programs to support more customers with their past due bills. PG&E's donation to REACH assisted over 64,000 customers with their past due energy bills. For over 42 years, the REACH program has helped low-income families keep their utility services turned on in times of hardship.

Program Dates

Starting **January 1, 2026,** the program is open for customers who have a **past due balance and have received a 15 day or 48 hour disconnection notice.**

Customers who are enrolled in the Arrearage Management Plan (AMP) are not eligible for REACH assistance.

Customers can receive REACH assistance once per calendar year. (1/1/2026-12/31/2026)

Income Guidelines

Total gross household income must be at or below **200%** of the **Federal Poverty Income Guidelines.** Use our Income Calculator, or the chart below, to find out if your gross (before tax) income is within the range of eligibility for the program.

Household Size	200% Monthly	200% Yearly
1-2	$3,525	$42,300
3	$4,442	$53,300
4	$5,358	$64,300
5	$6,275	$75,300
6	$7,192	$86,300
7	$8,108	$97,300
8	$9,025	$108,300
Each add'l add	$917	$11,000

How To Apply

Eligible PG&E customers may be able to complete portions of their application through our online MyApp portal.

The REACH Program partners with a network of Community Based Organizations. These dedicated agencies provide application intake services for customers. Find an agency in your area with Dollar Energy Fund's Agency Finder.

How to become a participating agency of Dollar Energy Fund (DEF)

Partnership overview

- The Dollar Energy Fund is a nonprofit organization that partners with utility companies and Community Based Organizations (CBOs) to provide utility assistance grants.
- As an agency partner, your organization will conduct eligibility screening and assist eligible clients in submitting applications for REACH grants and other programs.
- The REACH program is designed to help low-income households facing an energy crisis, typically those with past-due utility bills and disconnection notices.
- Agency partners connect individuals with resources and help guide them toward self-sufficiency.

Agency requirements

- **Organizational capacity:** Your organization must have the operational capacity to provide application intake services and eligibility screening for the REACH program.
- **Software integration:** Dollar Energy Fund uses proprietary software to manage application processing. Partner agencies should be prepared to use these tools.
- **Compliance:** You must adhere to the specific program guidelines and eligibility requirements for each utility program administered by Dollar Energy Fund. For the PG&E REACH program, requirements are subject to change but include income verification and proper documentation.
- **Federal programs:** Partners must ensure that clients first apply for all available government-funded programs, such as LIHEAP, before receiving assistance from the REACH fund.

To become a REACH agency with Dollar Energy Fund, you must first be a Community Based Organization (CBO) that Dollar Energy Fund refers clients to. Organizations interested in becoming a REACH agency need to contact Dollar Energy Fund directly to understand their specific partnership requirements, which may include having an established referral system and providing assistance to low-income customers in your area.

1. **Initial contact:** To begin the process, contact the Dollar Energy Fund's Business Services department to learn more about partnership opportunities.
    - **Email:** iPartnerSupport@dollarenergy.org
    - **Include:** Your name, job title, and organization's contact information.
2. **Referral for clients:** The process for clients to apply for assistance begins with their utility company, which refers them to a local CBO like yours. For this reason, organizations must establish a partnership directly with Dollar Energy Fund to become part of this network.
3. **Intake and submission:** As a partner, you will assist applicants by:
    - Helping to complete the application form.
    - Gathering necessary documentation (e.g., proof of income, utility bill, household information).
    - Submitting the completed application to Dollar Energy Fund for processing.

Important considerations

- **Funding availability:** Grants are distributed on a first-come, first-served basis while funding is available. This may impact the program's availability to clients at various times of the year.
- **Client documentation:** Your agency's role will involve collecting and verifying a range of client documents, including:
    - Names and birthdates of all household members.
    - Proof of income for everyone in the household.
    - A recent utility bill.
- **Partnership scale:** The Dollar Energy Fund partners with a wide range of organizations, and funding scales differ. Some partner utilities contribute millions of dollars, while others provide smaller annual amounts.

What to expect as a REACH agency:

Assisting clients:

You will be a point of contact for clients, helping them complete the application and gathering necessary documentation.

Submitting applications:

You will submit the completed applications to Dollar Energy Fund for processing.

Receiving funds:

Once an application is awarded, Dollar Energy Fund will apply the grant directly to the client's utility account.

MEMORANDUM

To: Bord of Directors

From: Rebecca Moreno, Director of Housing & Supportive Services

Date: March 25, 2026

Subject: *Agenda Item V(a)*: Close Out of the Safe Camping Program - **Info Item**

BACKGROUND

The Safe Camp Program has been operational since June 2022. It was originally designed as a 42-space outdoor camping program intended for individuals who are shelter-resistant and prefer a non-congregate environment. Initially anticipated as a light-touch model, participants quickly showed interest in more intensive services, including housing navigation and addressing barriers to housing.

This revealed a significant need for intensive case management due to the complex challenges faced by the population.

PROGRAM DEVELOPMENT

Services expanded to include housing navigation, laundry and shower services, justice-involved advocacy with the Public Defender's Office, a substance-use support group, a resident-led Neighborhood Council, a community garden, and volunteer opportunities through the Good Neighbor Crew.

Over three years, the community has become increasingly organized, supportive, and self-advocating.

CURRENT CHALLENGE

The County of Kern notified CAPK that it will not extend the Safe Camp contract, which expires June 30, 2026. The current American Rescue Plan Act of 2021 (ARPA) funding is ending, and no replacement funding source has been identified. The current operating budget of $1,275,824.00 supports 7 FTE positions, operating expenses, and client services/supplies.

NEXT STEPS

M Street Leadership will begin the process of closing out the program. We have suspended intakes; staff will work with clients on a transition plan (to M Street or other shelters and housing for those who are currently in the process) and we will be meeting with HR to look at alternative positions for staff. M Street Leadership will continue working with the Grants Team, County staff, and partners to secure funding. Safe Camp has demonstrated significant impact, and discontinuation would be a disservice to the community.

BUDGET AND FINANCE COMMITTEE

MARCH 18, 2026

FINANCIAL REPORT

TABLE OF CONTENTS

SECTION		Pages (s)
A.	Schedule of Programs for the period March 1, 2025 through February 28, 2026	A1 - A6
B.	Functional Classification by Fund	B1 - B3
C.	Line of Credit Summary	C1
D.	- Cash Summary as of January 31, 2026	D1
	- Bank Reconciliations	D2 - D8
E.	Visa Summary and Statements	E1 - E25
F.	Central Kitchen Budget to Actual January 31, 2026	F1
G.	State Department of Education Contract - Earned Revenue	G1 - G2
H.	Finance Division Monthly Report	H1
I.	Financial Statements as of February 29, 2024	I1
J.	Financial Statements as of January 31, 2026	J1
K.	Agency-wide Budget to Actual as of January 31, 2026	K1 - K7
L.	Indirect Fund Budget To Actual as of January 31, 2026	L1
M.	Check Register as of January 31, 2026	M1

COMMUNITY ACTION PARTNERSHIP OF KERN
SCHEDULE OF PROGRAMS (FUNDS)
FOR THE PERIOD MARCH 1, 2025 THROUGH FEBRUARY 28, 2026

PROGRAM (COMPONENT)	AMOUNT	CFDA #	GRANT NUMBER	PROGRAM YEAR	FUND#	FUNDING SOURCE
UNRESTRICTED						
GENERAL FUND			NOT APPLICABLE	03/01/25 - 02/28/26	501000	NOT APPLICABLE
DISCRETIONARY FUND			NOT APPLICABLE	03/01/25 - 02/28/26	502000	NOT APPLICABLE
FOOD BANK			NOT APPLICABLE	03/01/25 - 02/28/26	504000	SHARED MAINTENANCE, MEMBERSHIP FEES, DONATIONS, ETC.
FOOD BANK EXPANSION			NOT APPLICABLE	03/01/25 - 02/28/26	505000	DONATIONS
ENERGY			NOT APPLICABLE	03/01/25 - 02/28/26	524000	NOT APPLICABLE
SHAFTER YOUTH CENTER			NOT APPLICABLE	03/01/25 - 02/28/26	527000	DONATIONS, RENTAL INCOME
FRIENDSHIP HOUSE			NOT APPLICABLE	03/01/25 - 02/28/26	531000	DONATIONS, RENTAL INCOME
EAST KERN FAMILY RESOURCE CENTER			NOT APPLICABLE	03/01/25 - 02/28/26	533000	DONATIONS
OASIS FAMILY RESOURCE CENTER			NOT APPLICABLE	03/01/25 - 02/28/26	534000	DONATIONS
211			NOT APPLICABLE	03/01/25 - 02/28/26	536000	FEE FOR SERVICE
M STREET NAVIGATION CENTER			NOT APPLICABLE	03/01/25 - 02/28/26	541000	DONATIONS
TAX ASSISTANCE			NOT APPLICABLE	03/01/25 - 02/28/26	545000	DONATIONS
FUND RAISING			NOT APPLICABLE	03/01/25 - 02/28/26	595000	DONATIONS
RESTRICTED						
EARLY HEAD START/HEAD START	40,091,425	93.600	09CH012489-02	03/01/25 - 02/28/26	108000/109000/117000	U S DEPT OF HEALTH & HUMAN SERVICES
HUD - COORDINATED ENTRY SYSTEM	236,838	14.267	CA1799L9D042305	08/01/24 - 07/31/25	160024	U S DEPT OF HOUSING AND URBAN DEVELOPMENT OFFICE OF COMMUNITY PLANNING AND DEVELOPMENT
VITA	375,000	21.009	25VITA0313	10/01/24 - 09/30/25 10/01/25 - 09/30/26	149024 149025	U S DEPT OF THE TREASURY - INTERNAL REVENUE SERVICE
CSBG (COMMUNITY SERVICES BLOCK GRANT)	1,791,327	93.569	25F - 6015	01/01/25 - 12/31/25 01/01/26 - 12/31/26	103025 103026	U S DEPT OF HEALTH & HUMAN SERVICES - STATE OF DEPT OF COMMUNITY SERVICES AND DEVELOPMENT
LIHEAP (LOW-INCOME HOME ENERGY ASSISTANCE PROGRAM)	11,322,591	93.568	25B-3012	11/1/24 - 6/30/26	122025	U S DEPT OF HEALTH & HUMAN SERVICES - STATE OF DEPT OF COMMUNITY SERVICES AND DEVELOPMENT
SLIHEAP (SUPPLEMENTAL LOW-INCOME HOME ENERGY ASSISTANCE PROGRAM)	325,163	93.568	24Q-2561	05/01/24 - 05/31/25	122095	U S DEPT OF HEALTH & HUMAN SERVICES - STATE OF CALIFORNIA, DEPT OF COMMUNITY SERVICES AND DEVELOPMENT
ESLIHEAP (EMERGENCY SUPPLEMENTAL LOW-INCOME HOME ENERGY ASSISTANCE PROGRAM	5,432,583	93.568	23J-5716	04/1523 - 05/31/25	122093	U S DEPT OF HEALTH & HUMAN SERVICES - STATE OF CALIFORNIA, DEPT OF COMMUNITY SERVICES AND DEVELOPMENT

A1

PREPARED 8/12/2025
SCHPRGM

COMMUNITY ACTION PARTNERSHIP OF KERN
SCHEDULE OF PROGRAMS (FUNDS)
FOR THE PERIOD MARCH 1, 2025 THROUGH FEBRUARY 28, 2026

PROGRAM (COMPONENT)	AMOUNT	CFDA #	GRANT NUMBER	PROGRAM YEAR	FUND#	FUNDING SOURCE
DOE (DEPARTMENT OF ENERGY) BIL (BIPARTISAN INFRASTRUCTURE LAW)	3,000,000	81.042	22P-7010	06/01/23 - 06/30/27	123022	U S DEPT OF HEALTH & HUMAN SERVICES - STATE OF CALIFORNIA, DEPT OF COMMUNITY SERVICES AND DEVELOPMENT
GENERAL CENTER CHILD CARE	799,779 1,184,616	93.575	CCTR - 4065 CCTR - 5068	07/01/24 - 06/30/25 07/01/25 - 06/30/26	253024 253025	U S DEPT OF HEALTH & HUMAN SERVICES - STATE OF CALIFORNIA, DEPT OF SOCIAL SERVICES
GENERAL CENTER CHILD CARE	117,038 105,401	93.596	CCTR - 4065 CCTR - 5068	07/01/24 - 06/30/25 07/01/25 - 06/30/26	253024 253025	U S DEPT OF HEALTH & HUMAN SERVICES - STATE OF CALIFORNIA, DEPT OF SOCIAL SERVICES
MIGRANT ALTERNATIVE PAYMENT	5,411,000 5,411,000	93.575	CMAP - 4000 CMAP - 5000	07/01/24 - 06/30/25 07/01/25 - 06/30/26	261024 261025	U S DEPT OF HEALTH & HUMAN SERVICES - STATE OF CALIFORNIA, DEPT OF SOCIAL SERVICES
NEOPB CAL FRESH HEALTHY LIVING	2,138,716	10.561	23-10317	10/01/24 - 09/30/25	145024	U S DEPT OF AGRICULTURE - STATE OF CALIFORNIA DEPT OF PUBLIC HEALTH, NUTRITION EDUCATION AND OBESITY PREVENTION BRANCH
EFAP (EMERGENCY FOOD ASSISTANCE PROGRAM)	476,918	10.568/.569	15 - MOU - 00118	10/01/24 - 09/30/25	105000/111000	U S DEPT OF AGRICULTURE - STATE OF CALIFORNIA, DEPT OF SOCIAL SERVICES
EFAP REACH AND RESILIENCY Round 2	229,526	10.568	15 - MOU - 00118	07/01/23 - 06/30/25	105023-2105	U S DEPT OF AGRICULTURE - STATE OF CALIFORNIA, DEPT OF SOCIAL SERVICES
EFAP COMMUNITY CREDIT CORPORATION Phase 1, 2, and 3	190,056	10.187	15 - MOU - 00118	00/00/00 - 06/30/25	105023-2106	U S DEPT OF AGRICULTURE - STATE OF CALIFORNIA, DEPT OF SOCIAL SERVICES
CITY OF BAKERSFIELD HOME REPAIR SLFRF	839,548	21.027	2024-304	11/20/24-12/31/26	128024	US DEPT OF TREASURY, CORONAVIRUS STATE AND LOCAL FISCAL RECOVERY FUNDS (CSLFRF) FROM AMERICAN RESCUE PLAN, CITY OF BAKERSFIELD
LOCAL FOOD PURCHASE ASSISTANCE PROGRAM (LFPA)	996,918	10.182		04/01/25 - 03/31/26	131023	U S DEPT OF AGRICULTURE - STATE OF CALIFORNIA, DEPT OF SOCIAL SERVICES
COUNTY OF KERN FOOD DISTRIBUTION	1,000,000	14.218		2/20/25 - 03/31/26	138024	U S DEPT OF HOUSING AND URBAN DEVELOPMENT, COUNTY OF KERN
SAFE CAMPING - COUNTY OF KERN	1,275,824 1,275,824	21.027		07/01/24 - 06/30/25 07/01/25 - 06/30/26	142024 142025	U S DEPT OF TREASURY CORONAVIRUS STATE AND LOCAL FISCAL RECOVERY FUNDS (CSLFRF) FROM AMERICAN RESCUE PLAN, COUNTY OF KERN
CSFP (COMMODITY SUPPLEMENTAL FOOD PROGRAM)	535,242	10.565	MOU-20-6003	10/01/24 - 09/30/25	147024	U S DEPT OF AGRICULTURE - STATE OF CALIFORNIA, DEPT OF SOCIAL SERVICES
CHILD AND ADULT CARE FOOD PROGRAM (CACFP) - KERN & SAN JOAQUIN	BASED ON MEALS SERVED	10.558	15 - 1248 - OJ	10/01/24 - 09/30/25 10/01/25 - 09/30/26	112024/139024 112025/139025	U S DEPT OF AGRICULTURE - STATE OF CALIFORNIA, DEPT OF EDUCATION
WIC (WOMEN, INFANTS & CHILDREN)	4,273,760 4,671,207	10.557	22 - 10236	10/01/24 - 09/30/25 10/01/25 - 09/30/26	115024 115025	U S DEPT OF AGRICULTURE - STATE OF CALIFORNIA, DEPT OF PUBLIC HEALTH
HOME ARP - CITY OF BAKERSFIELD	248,852	14.239	2024-308	12/01/24 - 11/30/25	162024	US DEPT OF HOUSING AND URBAN DEVELOPMENT - CITY OF BAKERSFIELD
SUPPLEMENTAL NUTRITION ASSISTANCE PROGRAM (SNAP) AKA CALFRESH PROG	64,693	10.561	22 - CF - SUB - KERN	10/01/24 - 09/30/25	164024	U S DEPT OF AGRICULTURE - STATE OF CALIFORNIA, DEPT OF SOCIAL SERVICES, INFO LINE OF SAN DIEGO dba 211 SAN DIEGO

A2

COMMUNITY ACTION PARTNERSHIP OF KERN
SCHEDULE OF PROGRAMS (FUNDS)
FOR THE PERIOD MARCH 1, 2025 THROUGH FEBRUARY 28, 2026

PROGRAM (COMPONENT)	AMOUNT	CFDA #	GRANT NUMBER	PROGRAM YEAR	FUND#	FUNDING SOURCE
QUALITY RATING AND IMPROVEMENT SYSTEM (QRIS) - SAN JOAQUIN	TBD	84.412	N/A	07/01/25 - 06/30/26	117000-1005	U.S. DEPT OF EDUCATION - STATE OF CALIFORNIA, JOAQUIN, FIRST 5 SAN JOAQUIN, RACE TO THE TOP
CALCAPA DIAPER DISTRIBUTION PILOT	125,000	93.647	90EDA0009-DDDRP	10/01/23 - 04/30/25	191023	U.S. DEPT OF SOCIAL SERVICES, CAL CAPA
SJCOE HEADSTART	1,998,719	93.600	N/A	02/01/25 - 01/31/26	157025	U S DEPT OF HEALTH & HUMAN SERVICES , SAN JOAQUIN COUNTY OFFICE OF EDUCATION
KCCD CERF REGIONAL CONVENER	160,000 93,993	N/A		03/06/23 - 10/31/24 11/14/24 - 10/31/25	208023 208024	STATE OF CALIFORNIA - EMPLOYMENT DEVELOPMENT DEPARTMENT, KERN COMMUNITY COLLEGE DISTRICT
KCCD CALIFORNIA WORKFORCE DEVELOPMENT BOARD (CWDB) HIGH ROAD TRAINING PARTNERSHIP RESILIENT (HRTPR) WORKFORCE FUND	75,000	N/A		10/01/23 - 03/30/26	209023	STATE OF CALIFORNIA - CALIFORNIA WORKFORCE DEVELOPMENT BOARD, KERN COMMUNITY COLLEGE DISTRICT
CFDA - HEALTHY REFRIGERATION PROGRAM GRANT (HRPG)	73,862	N/A	23-0821-000-SG	04/01/24 - 03/31/25	218024	STATE OF CALIFORNIA, CALIFORNIA DEPARTMENT OF FOOD AND AGRICULTURE (CFDA)
CITY OF BAKERSFIELD - RAMKABIR HHAP 4	500,000	N/A	2025-048	03/26/25 - 02/28/26	230025	STATE OF CALIFORNIA, DEPARTMENT OF SOCIAL SERVICES, CITY OF BAKERSFIELD
CITY OF BAKERSFIELD - FHCC SPORTS FIELD	1,000,000	N/A	2023 - 073	07/01/2022 - 07/30/2026	231022	STATE OF CALIFORNIA, DEPT OF PARKS AND RECREATION, CITY OF BAKERSFIELD
CALIFORNIA SGC - COMMUNITY RESILENCE CENTER (CRC)	988,752	N/A	0650-SGC24126	01/31/25 - 01/30/27	233025	STATE OF CALIFORNIA, GOVERNOR'S OFFICE OF LAND USE AND CLIMATE INNOVATION (LCI)
CITY OF BAKERSFIELD - CALVIP OUTREACH	225,000	N/A	2023-244	10/11/23 - 12/31/25	243023	STATE OF CALIFORNIA, CORRECTIONS PLANNING AND GRANTS PROGRAMS, OFFICE OF GRANT AND LOCAL RESOURCES, CITY OF BAKERSFIELD
CITY OF BAKERSFIELD CALVIP	578,731	N/A	2022-199	9/21/22-12/31/25	247022	STATE OF CALIFORNIA, CORRECTIONS PLANNING AND GRANTS PROGRAMS, OFFICE OF GRANT AND LOCAL RESOURCES, CITY OF BAKERSFIELD
SAN JOAQUIN COE GENERAL CHILD CARE (CCTR)	2,458,117		N/A	07/01/24 - 06/30/25	248024	STATE OF CALIFORNIA, DEPT OF SOCIAL SERVICES - SAN JOAQUIN COUNTY OFFICE OF EDUCATION, EARLY CHILDHOOD EDUCATION
CSPP QRIS BLOCK GRANT	TBD		N/A	07/01/25 - 06/30/26	258025-1005	STATE OF CALIFORNIA, DEPT OF EDUCATION - KERN COUNTY SUPERINTENDENT OF SCHOOLS, KERN EARLY STARS
SAN JOAQUIN COE GENERAL CHILD CARE (CSPP)	255,528 255,528		N/A	07/01/24 - 06/30/25 07/01/25 - 06/30/26	259024 259025	STATE OF CALIFORNIA, DEPT OF EDUCATION - SAN JOAQUIN COUNTY OFFICE OF EDUCATION, EARLY CHILDHOOD EDUCATION
MIGRANT ALTERNATIVE PAYMENT	31,802,685 31,802,685		CMAP - 4000 CMAP - 5000	07/01/24 - 06/30/25 07/01/25 - 06/30/26	261024 261025	STATE OF CALIFORNIA, DEPT OF SOCIAL SERVICES
GENERAL CENTER CHILD CARE	3,083,653 2,706,453		CCTR - 4065 CCTR - 5068	07/01/24 - 06/30/25 07/01/25 - 06/30/26	253024 253025	STATE OF CALIFORNIA, DEPT OF SOCIAL SERVICES

A3

COMMUNITY ACTION PARTNERSHIP OF KERN
SCHEDULE OF PROGRAMS (FUNDS)
FOR THE PERIOD MARCH 1, 2025 THROUGH FEBRUARY 28, 2026

PROGRAM (COMPONENT)	AMOUNT	CFDA #	GRANT NUMBER	PROGRAM YEAR	FUND#	FUNDING SOURCE
CALIFORNIA STATE PRESCHOOL PROGRAM	7,198,002 7,612,170		CSPP - 4122 CSPP-5118	07/01/24 - 06/30/25 07/01/25 - 06/30/26	258024 258025	STATE OF CALIFORNIA, DEPT OF EDUCATION
MIGRANT CHILD CARE	291,239 293,823		CMIG - 4004 CMIG - 5004	07/01/24 - 06/30/25 07/01/25 - 06/30/26	250024 250025	STATE OF CALIFORNIA, DEPT OF SOCIAL SERVICES
MIGRANT SPECIALIZED SERVICES	40,079 44,073		CMSS - 4004 CMSS - 5004	07/01/24 - 06/30/25 07/01/25 - 06/30/26	252024 252025	STATE OF CALIFORNIA, DEPT OF SOCIAL SERVICES
CAL EITC FREE TAX PREPARATION ASSISTANCE GRANT	2,723,682		21T-1015	12/01/21 - 09/30/25	234023 234024	STATE OF CALIFORNIA, DEPT OF COMMUNITY SERVICES AND
HOME VISIT INITIATIVE (COUNTY OF KERN)	3,598,400		494-2024	07/01/24 - 06/30/25 07/01/25 - 06/30/26	270024 270025	STATE OF CALIFORNIA, DEPT OF HUMAN SERVICES, COUNTY
POSITIVE YOUTH DEVELOPMENT SERVICES (COUNTY OF KERN)	102,384 102,384		333-2024 267-2025	07/01/24 - 06/30/25 07/01/25 - 06/30/26	271024 271025	STATE OF CALIFORNIA, DEPT OF HUMAN SERVICES, COUNTY
COUNTY OF KERN LOW BARRIER HOMELESS SHELTER OPERATIONAL	2,715,812 2,715,812		017-2020	07/01/24 - 06/30/25 07/01/25 - 06/30/26	275024 275025	STATE OF CALIFORNIA, DEPT OF SOCIAL SERVICES, COUNTY OF KERN
BAKERSFIELD KERN REGIONAL HOMELESS COLLABORATIVE HOMELESS HOUSING ASSISTANCE AND PREVENTION (HHAP)	78,000 200,000 300,000 200,000 150,000 150,000		N/A 2022-017 2023-302 645-2023 2023-313 2023-320	10/01/20 - 09/30/23 08/01/22 - 01/31/24 05/01/23 - 06/30/26 12/01/23 - 12/31/25 06/01/24 - 10/01/26 11/01/24 - 06/30/27	276001 276002 276003 276013 276023 276004	STATE OF CALIFORNIA, DEPT OF SOCIAL SERVICES, BAKERSFIELD REGIONAL HOMELESS COLLABORATIVE
TAX CHECK - OFF (FOOD BANK)	13,749 10,209		15 MOU - 00118	07/01/24 - 06/30/25 07/01/25 - 06/30/25	216024 216025	STATE OF CALIFORNIA, DEPT OF SOCIAL SERVICES
STATE EMERGENCY FOOD ASSISTANCE (FOOD BANK) CAL FOOD	261,778		MOU-22-00118	07/01/24 - 05/30/25	216024-2087	STATE OF CALIFORNIA, DEPT OF SOCIAL SERVICES
STATE EMERGENCY FOOD ASSISTANCE (FOOD BANK) DROUGHT FOOD ASSISTANCE	339,726		MOU-22-00118	07/01/23 - 06/30/25	216024-2088	STATE OF CALIFORNIA, DEPT OF SOCIAL SERVICES
STATE EMERGENCY FOOD ASSOSTANCE CAL FOOD ONE-TIME FUNDS	3,669,360		N/A	07/01/22 - 04/30/25	216022-2102	STATE OF CALIFORNIA, DEPT OF SOCIAL SERVICES
STATE EMERGENCY FOOD ASSOSTANCE CAL FOOD ONE-TIME FUNDS ROUND 2	1,727,122		MOU-22-00118	07/01/23 - 04/30/25	216023-2104	STATE OF CALIFORNIA, DEPT OF SOCIAL SERVICES
CA FARM TO SCHOOL INCUBATOR GRANT PROGRAM	199,243		24-0888-000-SG	01/01/25 - 12/31/26	267025	STATE OF CALIFORNIA, DEPT OF FOOD AND AGRICULTURE (CDFA)
BOARD OF STATE AND COMMUNITY CORRECTIONS WARM HAND-OFF	750,000		BSCC 1012-22	10/01/22 - 04/30/26	277024	STATE OF CALIFORNIA, BOARD OF STATE AND COMMUNITY CORRECTIONS

A4

PREPARED 8/12/2025
SCHPRGM

COMMUNITY ACTION PARTNERSHIP OF KERN
SCHEDULE OF PROGRAMS (FUNDS)
FOR THE PERIOD MARCH 1, 2025 THROUGH FEBRUARY 28, 2026

PROGRAM (COMPONENT)	AMOUNT	CFDA #	GRANT NUMBER	PROGRAM YEAR	FUND#	FUNDING SOURCE
FIRST 5 KERN - HELPLINE 211	93,282		2020.2.05	07/01/24 - 06/30/25	288024	STATE OF CALIFORNIA, FIRST 5 CALIFORNIA, COUNTY OF KERN, FIRST 5 KERN
FIRST 5 KERN EAST KERN FAMILY RESOURCE CENTER	147,799 145,000		2020.2.06 2025.2.02	07/01/24 - 06/30/25 07/01/25 - 06/30/26	281024 281025	STATE OF CALIFORNIA, FIRST 5 CALIFORNIA, COUNTY OF KERN, FIRST 5 KERN
FIRST 5 KERN - HELP ME GROW	256,718		2020.1.06	07/01/24 - 06/30/25	284024	STATE OF CALIFORNIA, FIRST 5 CALIFORNIA, COUNTY OF KERN, FIRST 5 KERN
FIRST 5 KERN - RIDGECREST FAMILY RESOURCE CENTER	173,165 155,000		2020.2.18 2025.2.03	07/01/24 - 06/30/25 07/01/25 - 06/30/26	286024 286025	STATE OF CALIFORNIA, FIRST 5 CALIFORNIA, COUNTY OF KERN, FIRST 5 KERN
BKRHC - ENCAMPMENT RESOLUTION FUNDING	139,968		2023-307	12/01/23 - 12/30/25	293023	STATE OF CALIFORNIA, CALIFORNIA INTERAGENCY COUNCIL ON HOMELESSNESS, BAKERSFIELD KERN REGIONAL HOMELES COLLABORTIVE
COUNTY OF KERN HELPLINE 211	45,000			07/01/24 - 06/30/25	389024	COUNTY OF KERN
READY KERN	1,126		N/A	07/01/24 - 06/30/25	366000	COUNTY OF KERN, FIRE DEPT - OFFICE OF EMERGENCY SERV
DAY ONE FAMILIES FUND	5,000,000		N/A	12/01/23 - 11/30/27	410023	DAY ONE FAMILIES FUND
KAISER 211 KERN	200,000		N/A	10/01/24 - 09/30/25	420024	KAISER PERMANENTE
FEEDING AMERICA - LOCAL CONSULTING	20,000		GR-1622	02/01/25 - 01/31/26	423025	FEEDING AMERICA
PG&E ARREARS OUTREACH	1,790,077		C59576	09/13/24 - 03/31/26	482024	PACIFIC GAS & ELECTRIC
211 LA County	15,000		N/A	07/01/23 - 06/30/24	536000-4230	CALIFORNIA 211 PROVIDERS NETWORK
211 KINGS COUNTY	22,868		N/A	07/01/22 - 06/30/23	536000-4231	KINGS UNITED WAY
211 TULARE COUNTY	63,017		N/A	07/01/22 - 06/30/23	536000-4232	UNITED WAY OF TULARE COUNTY
211 STANISLAUS COUNTY	93,600		N/A	07/01/22 - 06/30/23	536000-4234	UNITED WAY OF STANISLAUS COUNTY
211 FRESNO AND MADERA COUNTIES	96,737		N/A	01/01/23 - 12/31/23	536000-4235	UNITED WAY OF FRESNO AND MADERA COUNTIES
211 MERCED & MARIPOSA	25,910		N/A	07/1/22 - 06/30/23	536000-4235	UNITED WAY OF MERCED & MARIPOSA COUNTIES
KAISER PERMANENTE 211 KERN	200,000		N/A	10/01/24 - 09/30/25	420024	KAISER PERMANENTE

A5

PREPARED 8/12/2025
SCHPRGM

COMMUNITY ACTION PARTNERSHIP OF KERN
SCHEDULE OF PROGRAMS (FUNDS)
FOR THE PERIOD MARCH 1, 2025 THROUGH FEBRUARY 28, 2026

PROGRAM (COMPONENT)	AMOUNT	CFDA #	GRANT NUMBER	PROGRAM YEAR	FUND#	FUNDING SOURCE
FOOD BANK FREE FARMERS MARKET - WASCO	150,000		N/A	12/01/23 - 11/30/24	467025	THE WONDERFUL COMPANY FOUNDATION
KERN FAMILY HEALTH SYSTEMS CAL AIM	PER VISIT			07/01/22 - TBD	550000	KERN FAMILY HEALTH SYSTEMS
KERN FAMILY HEALTH SYSTEMS CAL AIM EAST KERN FAMILY RESOURCE CENTER	PER VISIT			06/01/24 - TBD	553000	KERN FAMILY HEALTH SYSTEMS

A6

COMMUNITY ACTION PARTNERSHIP OF KERN
FUNCTIONAL CLASSIFICATIONS BY FUND FISCAL
YEAR 2025/26

Abila Fund #	Fund Name	PROGRAM SERVICES				SUPPORT SERVICES	
		Education	Nutrition	Energy Conservation	Community Services	Discretionary/ Fund Raising	General & Admin
103	Community Services Block Grant (CSBG)	X	X		X		X
501	General Fund				X		X
800	GAAP Fund						X
910	Community Development Pool				X		
915	Operations Pool			X	X		X
920	Facilities Pool						X
925	Health & Nutrition Pool	X	X		X		
999	Indirect Fund						X
502	Discretionary Fund					X	
595	Fund Raising					X	
601	CAPK Foundation					X	
108	Early Head Start	X					
109	Head Start	X					
117	Early Head Start San Joaquin	X					
117-005	EHS San Joaquin QRIS	X					
248	San Joaquin COE General Child Care (CCTR)	X					
250	Migrant Child Care	X					
252	Migrant Specialized	X					
253	General Child Care	X					
253-005	CCTR - QRIS	X					
258	California State Preschool (CSPP)	X					
258-005	CSPP QRIS	X					
260	Child Care Facilities	X					
261	Migrant Alternative Payment	X					
262/265	Child Development Reserve	X					
270	Home Visit Initiative	X					
112	Child Care Food Program (CACFP)		X				
115	Women, Infants & Children		X				
145	NEOPB Cal Fresh		X				
139	CACFP - San Joaquin		X				
	Food Bank		X				
105	Emergency Food Assistance		X				
111	USDA Commodities		X				
114	Emergency Food & Shelter		X				
135	County of Kern CARES Food Delivery Program		X				
147	Commodity Supplemental Food Program		X				
215	Food Bank Capacity Project		X				
216-000	Food Bank Tax Check-Off		X				
216-087	State Emergency Food Assistance		X				
216-102	CalFoods One-Time Round 1		X				
216-104	CalFoods One-Time Round 2		X				
218	CFDA Health Refrigeration		X				
422	Feeding America Senior Hunger		X				
423	Feeding America Service Insights		X				
475	Wonderful Company Food Bank Expansion		X				
485	Southern California Gas Company (Solar)		X				
467	Wonderful Company Foundation		X				
504	Food Bank		X				
505	Food Bank - Expansion		X				

COMMUNITY ACTION PARTNERSHIP OF KERN
FUNCTIONAL CLASSIFICATIONS BY FUND FISCAL
YEAR 2025/26

Abila Fund #	Fund Name	PROGRAM SERVICES				SUPPORT SERVICES	
		Education	Nutrition	Energy Conservation	Community Services	Discretionary/ Fund Raising	General & Admin
	Energy						
122	Low Income Home Energy Assistance			X			
123	Dept of Energy Weatherization			X			
124	Low Income Home Water Assistance			X			
241	LIWP Solar PV Pilot			X			
245	LIWP Single Family			X			
482	PG&E Arrears Outreach			X			
484	DAP (Disgorgement Assistance Program)			X			
494	PG&E			X			
524	Energy			X			
	VITA (Volunteer Income Tax Assistance)						
149	Internal Revenue Service - VITA				X		
234	CalEITC				X		
	East Kern Family Resource Center						
280	Differential Response				X		
281	First 5 East Kern Family Resource				X		
286	First 5 Oasis Family Resource Center				X		
454	Dignity Health East Kern Health Link				X		
501-005	EKFRC: KHS Emergency Closet				X		
533	East Kern Family Resource Center				X		
534	Oasis Family Resource Center				X		
553	KHS CalAIM EKFRC				X		
	Youth Services						
231	City of Bakersfield Sports Field				X		
243	City of Bakersfield CalVIP Outreach				X		
247	City of Bakersfield CalVIP				X		
271	Positive Youth Development Svcs				X		
274	Positive Youth Development Svcs-Medi-Cal				X		
448	Wells Fargo Foundation				X		
527	Shafter Youth Center				X		
527-068	SYC - Robotics/STEM				X		
527-260	SYC - KHS Make Bakersfield				X		
531	Friendship House Community Center				X		
531-068	FHCC - Robotics/STEM				X		
531-070	FHCC - Aggression Replacement Training				X		
531-260	FHCC - KHS Museum on the Move				X		
	Homeless Services						
142	County of Kern LBNC - Safe Camping				X		
160	HUD Coordinated Entry System				X		
275	County of Kern LBNC				X		
276	BKRHC HHAP				X		
277	BSCC Warm Hand-Off				X		
278	City of Bakersfield HHAP				X		
292	United Way Stanislaus CES				X		
293	BKRHC Encampment Resolution				X		
550	CalAIM Homeless Prevention Services				X		

COMMUNITY ACTION PARTNERSHIP OF KERN
FUNCTIONAL CLASSIFICATIONS BY FUND FISCAL YEAR 2025/26

Abila Fund #	Fund Name	PROGRAM SERVICES				SUPPORT SERVICES	
		Education	Nutrition	Energy Conservation	Community Services	Discretionary/ Fund Raising	General & Admin
	2-1-1						
164	Cal Fresh				X		
186	2-1-1 Hospital Preparedness Program				X		
284	First 5 Kern Help Me Grow				X		
288	First 5 Kern 2-1-1				X		
366	ReadyKern				X		
389	County of Kern 2-1-1				X		
428	2-1-1 United Way				X		
428-240	United Way - Coordinate Entry System				X		
429	Southern CA Gas CRM Development Program				X		
430	Goodwill Industries - CA COVID-19 Call Ctr				X		
431	United Way - COVID-19 Comm Resp & Relief				X		
536-231	2-1-1: Kings County				X		
536-232	2-1-1: Tulare County				X		
536-233	2-1-1: Merced County				X		
536-234	2-1-1: Stanislaus County				X		
536-260	2-1-1: KHS Homeless Collaborative				X		
	Other						
151	ASTHO Vaccine Equity				X		
205	BCSD Community School Partnership Program				X		
208	KCCD CERF Regional Convener				X		
209	KCCD CA CWDB HRTPR Workforce				X		
410	Day 1 Families Fund				X		

COMMUNITY ACTION PARTNERSHIP OF KERN

LINE OF CREDIT ADVANCES AND REPAYMENTS

FISCAL YEAR 2025/26

Date	Advance Amount	Repayment Amount	No. of Days Borrowed	Interest Expense	Interest Rate
03/31/25	n/a				
04/30/25	n/a				
05/31/25	n/a				
06/30/25	n/a				
07/31/25	2,600,000	2,602,758	5	$ 2,758.33	0.5304%
08/31/25	n/a				
09/30/25	n/a				
10/31/25	n/a				
11/30/25	n/a				
12/31/25	n/a				
01/31/26	n/a				

Note 1: As of 2/14/2025, a $3 million line of credit is establsihed at Citizens Business Bank

COMMUNITY ACTION PARTNERSHIP OF KERN
OPERATING CASH SUMMARY AS OF JANUARY 31, 2026

PROGRAM (FUND)	CASH BALANCE
CHILD AND ADULT CARE FOOD PROGRAM	(416,401.18)
HEAD START/EARLY HEAD START	7,532,470.58
SJCOE Head Start	(138,883.01)
SUBTOTAL	**6,977,186.39**
CACFP - San Joaquin	(32,061.92)
SAN JOAQUIN COE GENERAL CHILD CARE	(148,621.81)
MIGRANT CHILD CARE	195,933.83
MIGRANT SPECIALIZED SERVICES	(9,530.01)
GENERAL CHILD CARE	(761,994.85)
STATE PRESCHOOL	4,646.13
SJCOE State Preschool (CSPP)	(10,759.61)
Child Care Facilities	114,084.67
MIGRANT A/P	8,882,806.79
Child Development Reserve Fund No. 1	478,949.15
Child Development Reserve Fund No. 2	90,348.51
SUBTOTAL	**8,803,800.88**
COMMODITY SUPPLEMENTAL FOOD PROGRAM	(186,495.80)
EF&S	0.00
EFAP	5,620.45
USDA Commodities	(1,071.94)
County of Kern Food Distribution	(43,708.10)
FOOD BANK	(459,552.00)
FOOD BANK EXPANSION	(50,569.57)
FOOD BANK CAPACITY PROGRAM	(43,797.00)
FOOD BANK - STATE	1,025,449.39
WONDERFUL FOOD BANK EXPANSION	0.00
WONDERFUL FOUNDATION	34,586.58
CDFA Healthy Refrigeration Grant Program (HRGP)	(64,083.29)
SUBTOTAL	**216,378.72**
ENERGY	(100,197.76)
LIHEAP	113,071.26
DOE	(164,533.79)
LIWHAP	0.00
PG&E	(15,720.99)
PG&E Arrears Case Management Program	715,252.26
TRANSFER NEGATIVE BALANCE	(547,870.98)
SUBTOTAL	**0.00**
CENTRAL VALLEY SMALL BUSINESS DEVELOPMENT	0.00
SUBTOTAL	**0.00**
CSBG	(221,668.66)
CSBG Discretionary 2025	(10,972.88)
WIC	(691,561.72)
City of Bakersfield Home Repair SLFRF	(368,382.66)
Local Purchase Assistance (LFPA) USDA	(32,626.35)
HOMELESS SAFE CAMPING - CSLRFR (ARPA)	(36,968.90)
NEOPB CAL FRESH HEALTHY LIVING	(195,336.19)
IRS - VITA	(89,721.65)
SSVF 2025-26	(207,053.46)
Grant Per Diem	23,737.86
HUD-COORDINATED ENTRY SYSTEM	(15,237.71)
HOME ARP - City of Bakersfield	(11,947.88)
CAL FRESH	(29,029.28)
CalCAPA-Diaper Distribution Pilot	(5,046.84)
BCSD CA COMMUNITY SCHOOL PARTNERSHIP (CCSPP)	75.16
KCCD CERF REGIONAL CONVENOR	(16,925.36)
KCCD CWDB High Road Training Partnership	34,199.72
City of Bakersfield Ramkabir Project HHAP 4	(145,568.74)
City of Bakersfield - FHCC Sports Field	(19,688.00)
California SGC - CRC	(127,775.45)
CALEITC	(44,398.95)
TCC Low Income Energy Efficiency Program	(36,315.41)
City of Bkfd-Cal VIP Outreach	(21,748.61)
CITY OF BAKERSFIELD CAL VIP	(48,097.12)
CA Farm to School Incubator Grant	(7,979.43)
HOME VISIT INITIATIVE (CO OF KERN)	(132,681.85)
POSITIVE YOUTH DEV SVC	(3,585.11)
POSITIVE YOUTH M	(1,379.37)
COUNTY OF KERN LOW BARRIER HOMELESS CENTER	(392,559.52)
BKRHC HOMELESS HOUSING ASSISTANCE & PREVENTION	(92,810.32)
ARG III - Warm Handoff	(146,396.34)
FIRST 5 KERN EAST KERN FAMILY RESOURCE CENTER	(49,173.02)
FIRST 5 HELP ME GROW	762.57
FIRST 5 RIDGECREST FAMILY RESOURCE CENTER	(53,055.78)
FIRST 5 KERN 211	0.00
BKRHC-Encampment Resolution	(1,142.31)
City of Bakersfield HHAP	(105,923.25)
BKRHC HHAP Youth Services (VSS)	(38,851.40)
Day 1 Families Housing Support	5,201,394.32
Kaiser	60,563.75
Kaiser 211 Kern	(340.49)
FEEDING AMERICA SERVICE INSIGHTS	20,000.00
Kaiser - Food Locker Pilot	0.00
UNITED WAY 211	0.00
Sustain Our Future - East Kern	79,992.88
SCE - 211 Access PSPS	(47,157.89)
California Veterans Assistance Foundation	(23,067.02)
GENERAL FUND	(138,909.59)
DISCRETIONARY FUND	2,754,173.96
SHAFTER YOUTH CENTER	30,480.81
FRIENDSHIP HOUSE	8,273.72
EAST KERN FAMILY RESOURCE CENTER	21,733.28
OASIS FAMILY RESOURCE CENTER	28,389.70
211	(71,672.30)
M ST NAVIGATION CENTER	8,175.39
TAX ASSISTANCE	36,881.12
CALAIM HOMELESS PREVENTION SERVICES	494,831.44
CalAIM Enhanced Case Management	(184,786.04)
CalAIM Asthma	(165.00)
CalAIM East Kern Family Resource Center	418,564.96
Veterans Services	10,552.44
CAPK FOUNDATION	(30,623.11)
GAAP FUND	0.22
INDIRECT FUND	1,164,449.36
COST POOLS	(2,472,853.32)
Facilities Cost Pools	218,336.67
LESS: ENERGY NEGATIVE BALANCE	547,870.98
ADD: LINE OF CREDIT	0.00
SUBTOTAL	**4,792,256.03**
TOTAL OPERATING CASH	20,789,622.02

COMMUNITY ACTION PARTNERSHIP OF KERN (CAPK)

WELLS FARGO & CITIZENS BUSINESS BANK ACCOUNTS

1. Operating Account: Used to make all CAPK disbursements and for deposits of all cash receipts unless there are requirements to deposit cash in a restricted bank account.

2. Head Start Accrued Vacation: This is an interest-bearing restricted bank account that holds cash reserved for the payment of accrued vacation for Head Start and Early Head Start employees.

3. CSD Advances Account: This is an interest-bearing restricted bank account for CSBG and Energy grants. Advances on the Community Services Block Grant (CSBG), Department of Energy – Weatherization Assistance Program (DOE WAP) and Low-Income Home Energy Assistance Program (LIHEAP) grants are required to be deposited to a restricted bank account until there is an immediate need for the cash. Once the immediate need is determined, the cash is transferred to the Operating Account to make disbursements.

4. Day 1 Families Fund: This is an interest-bearing restricted bank account that is designated for funds received for the Day 1 Families Housing Fund. As the grant is expended, funds are subsequently transferred to the Operating Account.

5. Child Development Reserve #1: This is an interest-bearing restricted bank account that is required by the California Department of Education for center-based contracts, such as General Childcare (CCTR), State Preschool (CSPP) and State Migrant (CMIG) for the purpose of holding revenue earned in excess of costs. When the revenue is used, the cash is transferred to the Operating Account to make disbursements.

6. Child Development Reserve #2: This is an interest-bearing restricted bank account that is required by the California Department of Education for alternative payment contracts, such as Migrant Childcare Alternative Payment (CMAP) for the purpose of holding revenue earned in excess of costs. When the revenue is used, the cash is transferred to the Operating Account to make disbursements.

7. Head Start Facilities Fund: This is an interest-bearing restricted bank account required by the Office of Head Start to retain funds from the proceeds of sale for the Central Kitchen and Business Park North properties. These funds will be held in this restricted account and used for the construction of the new Central Kitchen.

COMMUNITY ACTION PARTNERSHIP OF KERN
CHILD DEVELOPMENT RESERVE #1
1300 18TH STREET, SUITE 200
BAKERSFIELD, CA 93301

BANK RECONCILIATION FOR MONTH ENDING
January 31, 2026

CITIZENS BUSINESS BANK
701 N HAVEN AVENUE
ONTARIO, CA 91764

ACCOUNT NO.: XXXXX-X5984

BANK BALANCE ENDING:	**01/31/26**		**244,031.31**
DEPOSITS IN TRANSIT		0.00	
OUTSTANDING CHECKS		0.00	
OTHER		0.00	
ADJUSTED BANK BALANCE:	**01/31/26**		**244,031.31**

BALANCE PER G/L	**12/31/25**		**244,027.30**
ADD:	DEPOSITS/WAIVE FEE	0.00	
	INTEREST	4.01	
	BANK ACCOUNT TRANSFER FROM GENERAL FUND	0.00	
LESS:	CHECKS	0.00	
	CLIENT ANALYSIS SERVICE CHARGE	0.00	
	BANK ACCOUNT TRANSFER TO CITIZENS BUSINESS	0.00	
BALANCE PER G/L	**01/31/26**		**244,031.31**
		DIFFERENCE:	0.00

PREPARED BY: Yolanda Nunez TITLE: Accountant DATE: 02/18/26

APPROVED BY: Stacy Webster TITLE: Chief Financial Officer DATE: 02/24/2026

Community Action Partnership of Kern
Journal Entries
01/31/2026
CDR #1 - Bank Charges

	Initials	Date
Prepared By:	Yolanda Nunez	2/18/2026
Approved By:	Naomi Ibarra	02/24/2026

Account Description	Date	Account Code	Debit	Credit
Restricted Bank Account	1/31/2026	1125-262000- 1000-100-100-100	4.01	
Interest Income	1/31/2026	4310-262000-1000-100-100-100		4.01
Interest Income	1/31/2026	6695-262000-1000-100-100-100	-	0.00
Restricted Bank Account	1/31/2026	1125-262000- 1000-100-100-100	0.00	-
		Total	4.01	4.01

Explanation:
To Rec Processing Fees, Int., and Trans. Fees for January 2026

ABILA DESCRIPTION

COMMUNITY ACTION PARTNERSHIP OF KERN
1300 18TH STREET, SUITE 200
BAKERSFIELD, CA 93301

BANK RECONCILIATION FOR THE MONTH ENDED
January 31, 2026

CITIZENS BUSINESS BANK
701 N HAVEN AVE
ONTARIO, CA 91764

OPERATING ACCOUNT
ACCOUNT NO: XXXXX-X5933

BANK BALANCE AT 01/31/26		12,782,814.16
LESS: OUTSTANDING CHECKS	459,582.06	
ADJUSTED BANK BALANCE AT 01/31/26		12,323,232.10
GENERAL LEDGER BALANCE AT 12/31/25		13,319,501.14
ADD: DEPOSITS	2,498,210.65	
US TREAS DRAWDOWNS	2,084,180.83	
FUNDS FROM OTHER GRANTS	5,726,172.67	
TRANSFERS FROM WELLS FARGO	-	
ADP /HEALTH EQUITY REFUND	6,686.12	
REIMBURSEMENT OF ALTERED PAYEE	7,141.56	
LOAN	-	
LESS: CHECKS	1,152,158.48	
ADP PAYROLL 01/09/26	2,185,729.82	
ADP PAYROLL 01/23/26	2,245,162.14	
ADP PAYROLL	1,046.31	
EFTS FOR HRA/HSA/ STD/403B	674,485.77	
REC LOAN PRINCIPAL/INT EXPENSES	-	
TRANSFERS TO RESTRICTED ACCOUNTS 0	-	
CREDIT CARD	62,615.04	
BANK FEES		
ACH VOUCHERS	4,997,463.31	
GENERAL LEDGER BALANCE AT 01/31/26		12,323,232.10
	DIFFERENCE:	-

PREPARED BY: YOLANDA NUNEZ TITLE: Accountant DATE: 03/04/2026

APPROVED BY: Stacy Webster TITLE: Chief Financial Officer DATE: 03/04/2026

Naomi Abarca 03/04/2026

521105933 - GEN RECS/01.31.2026

COMMUNITY ACTION PARTNERSHIP OF KERN
HEADSTART ACCRUED VACATION*
1300 18TH STREET, SUITE 200
BAKERSFIELD, CA 93301

BANK RECONCILIATION FOR MONTH ENDING
January 31, 2026

CITIZENS BUSINESS BANK
701 N HAVEN AVENUE
ONTARIO, CA 91764

ACCOUNT NO.: XXXXX-X5941

BANK BALANCE ENDING:	**01/31/26**		**1,975,271.34**
DEPOSITS IN TRANSIT		0.00	
OUTSTANDING CHECKS		0.00	
OTHER		0.00	
ADJUSTED BANK BALANCE:	**01/31/26**		**1,975,271.34**

BALANCE PER G/L	**12/31/25**		**1,975,238.87**
ADD:	DEPOSITS	0.00	
	INTEREST	32.47	
	WAIVE FEE	0.00	
	BANK ACCOUNT TRANSFER FROM GENERAL FUND	0.00	
LESS:	CHECKS	0.00	
	CLIENT ANALYSIS SERVICE CHARGE	0.00	
	BANK ACCOUNT TRANSFER TO CITIZENS BUSINESS	0.00	
BALANCE PER G/L	**01/31/26**		**1,975,271.34**
		DIFFERENCE:	0.00

* *This account changed name in March 2011 from "Discretionary Fund" to "Head Start Accrued Vacation".*

PREPARED BY: Yolanda Nunez TITLE: Accountant DATE: 02/12/26

APPROVED BY: Stacy Webster TITLE: Chief Financial Officer DATE: 02/24/2026

Community Action Partnership of Kern
Journal Entries
01/31/26
Head Start Accrued Vacation

	Initials	Date
Prepared By:	Yolanda Nunez	2/12/2026
Approved By:	Naomi Abarca	2/12/2026

Account Description	Account Code						Debit	Credit
Restricted Bank Account	1145	108000	1000	100	100	100	7.79	
Interest Income	4310	108000	1000	100	100	100		7.79
Restricted Bank Account	1145	109000	1000	100	100	100	20.00	
Interest Income	4310	109000	1000	100	100	100		20.00
Restricted Bank Account	1145	117000	1000	100	100	100	4.68	
Interest Income	4310	117000	1000	100	100	100		4.68

Explanation:

To record interest income for headstart accrued vac 01/31/26
acct. #4945066256 with Wells Fargo Bank, N.A.

Account Allocation:		
Fund - 108	474,030.17	24.00%
Fund - 109	1,216,751.63	61.60%
Fund - 117	284,457.07	14.40%
	1,975,238.87	100.00%

Current Month's Interest:		
Fund - 108	7.79	24.00%
Fund - 109	20.00	61.60%
Fund - 110	0.00	0.00%
Fund - 117	4.68	14.40%
TOTAL	32.47	100.00%

Current Month's Fees:		
Fund - 108	0.00	24.00%
Fund - 109	0.00	61.60%
Fund - 117	0.00	14.40%
TOTAL	0.00	100.00%
	0.00	

	Debit	Credit
Total	32.47	32.47
Batch Total		$ 64.94

COMMUNITY ACTION PARTNERSHIP OF KERN
CSD ADVANCES ACCOUNT**
1300 18TH STREET, SUITE 200
BAKERSFIELD, CA 93301

BANK RECONCILIATION FOR MONTH ENDING
January 31, 2026

CITIZENS BUSINESS BANK
701 N HAVEN AVENUE
ONTARIO, CA 91764

ACCOUNT NO.: XXXXX-X5968

BANK BALANCE ENDING:	**01/31/26**		**968,210.88**
DEPOSITS IN TRANSIT		0.00	
OUTSTANDING CHECKS		0.00	
OTHER		0.00	
ADJUSTED BANK BALANCE:	**01/31/26**		**968,210.88**

BALANCE PER G/L	**12/31/25**		**120,374.15**
ADD:	DEPOSITS	847,834.75	
	INTEREST/WAIVE FEE	1.98	
	BANK ACCOUNT TRANSFER FROM GENERAL FUND	0.00	
LESS:	CHECKS	0.00	
	CLIENT ANALYSIS SERVICE CHARGE	0.00	
	BANK ACCOUNT TRANSFER TO CITIZENS BUSINESS	0.00	
BALANCE PER G/L	**01/31/26**		**968,210.88**
		DIFFERENCE:	0.00

PREPARED BY: Yolanda Nunez TITLE: Accountant DATE: 02/12/26

APPROVED BY: Stacy Webster TITLE: Chief Financial Officer DATE: 02/24/2026

Community Action Partnership of Kern

Journal Entries

#

CSD ADVANCES ACCOUNT

	Initials	Date
Prepared By:	Yolanda Nunez	# 02/12/26
Approved By:	Naomi Abarca	# 02/24/2026

Account Description	Account Code	Debit	Credit
Restricted Bank Account	1125-103025-4000-100-400-100	-	
Interest Income	4310-103025-4000-100-400-100		-
Restricted Bank Account	1125-123022-3000-100-300-100	1.98	
Interest Income	4310-123022-3054-147-320-1130		1.98

Explanation:

To record the January 2026 interest income for CSD Advances Acct., acct. #521105968 with Citizens Business Bank.

Account Allocation:		
Fund - 103025	47.13	0%
Fund - 122093	12.22	0%
Fund - 122025	258.20	0%
Fund - 123022	120,056.60	100%
	120,374.15	100%

Current Month's Interest:		
Fund - 103025	-	0%
Fund - 122093	-	0%
Fund - 122025	-	0%
Fund - 123022	1.98	100%
TOTAL	1.98	100%

Total	1.98	1.98
Batch Total		$ 3.96

COMMUNITY ACTION PARTNERSHIP OF KERN
DAY 1 FAMILIES ACCOUNT
1300 18TH STREET, SUITE 200
BAKERSFIELD, CA 93301

BANK RECONCILIATION FOR MONTH ENDING
January 31, 2026

CITIZENS BUSINESS BANK
701 N HAVEN AVENUE
ONTARIO, CA 91764

ACCOUNT NO.: XXXXX-X5976

BANK BALANCE ENDING:	**01/31/26**		**25,117.75**
DEPOSITS IN TRANSIT		0.00	
OUTSTANDING CHECKS		0.00	
OTHER		0.00	
ADJUSTED BANK BALANCE:	**01/31/26**		**25,117.75**
BALANCE PER GENERAL LEDGER	**12/31/25**		**25,117.34**
ADD: DEPOSITS (Credit Card Donations & Shared Fee)		0.00	
WIRE TRANSFER		0.00	
PAYPAL DEPOSIT		0.00	
INTEREST/ WAIVE FEE		0.41	
LESS: APPLIED MERCHANT DEBITS		0.00	
CLIENT ANALYSIS SERVICE CHARGE		0.00	
BANKCARD FEES		0.00	
CASH CONCENTRATION FEE		0.00	
FUND TRANSFER TO CITIZENS BUSINESS		0.00	
		0.00	
BALANCE PER GENERAL LEDGER:	**01/31/26**		**25,117.75**

Difference: **0.00**

PREPARED BY: Yolanda Nunez TITLE: Accountant DATE: 02/18/26

APPROVED BY: Stacy Webster TITLE: Chief Financial Officer DATE: 02/23/2026

Community Action Partnership of Kern
Journal Entries
01/31/2026

Initiated By Yolanda Nunez 2/18/2026

Approved By Naomi Ibarra 2/18/2026

Account Description	Date	Account Code	Debit	Credit
Restricted Bank Account	1/31/2026	1125-410023-4000-100-400-100	0.41	
Interest Income	1/31/2026	4310-410023-4000-100-400-100		0.41
Client Analysis Charge	1/31/2026	6695-410023-4000-100-400-100	882.69	
Restricted Bank Account	1/31/2026	1155-410023-4000-100-400-100		882.69
Restricted Bank Account	1/31/2026	1155-410023-4000-100-400-100	16,282.52	
Donation	1/31/2026	4310-410023-4000-100-400-100		16,282.52
TO REC DAY 1 FAMILIES, INT, & FEES FOR January 2026			17,165.62	17,165.62

COMMUNITY ACTION PARTNERSHIP OF KERN
CHILD DEVELOPMENT RESERVE #2
1300 18TH STREET, SUITE 200
BAKERSFIELD, CA 93301

BANK RECONCILIATION FOR MONTH ENDING
January 31, 2026

CITIZENS BUSINESS BANK
701 N HAVEN AVENUE
ONTARIO, CA 91764

ACCOUNT NO.: XXXXX-X5992

BANK BALANCE ENDING:	**01/31/26**		**55,271.06**
DEPOSITS IN TRANSIT		0.00	
OUTSTANDING CHECKS		0.00	
OTHER		0.00	
ADJUSTED BANK BALANCE:	**01/31/26**		**55,271.06**

BALANCE PER G/L	**12/31/25**		**55,270.15**
ADD:	DEPOSITS	0.00	
	INTEREST	0.91	
	BANK ACCOUNT TRANSFER	0.00	
LESS:	CHECKS	0.00	
	CLIENT ANALYSIS SERVICE CHARGE	0.00	
	BANK ACCOUNT TRANSFER	0.00	
BALANCE PER G/L	**01/31/26**		**55,271.06**

DIFFERENCE: 0.00

PREPARED BY: Yolanda Nunez TITLE: Accountant DATE: 02/18/26

APPROVED BY: Stacy Webster TITLE: Chief Financial Officer DATE: 02/24/2026

Community Action Partnership of Kern
Journal Entries
01/31/2026
CDR #2 - Bank Charges

	Initials	Date
Prepared By:	Yolanda Nunez	2/18/2026
Approved By:	Naomi Abarra	02/24/2026

Account Description	Date	Account Code	Debit	Credit
Restricted Bank Account	1/31/2026	1125-265000-1000-100-100-101	0.00	
Interest Income	1/31/2026	6695-265000-1000-101-100-101		0.00
Restricted Bank Account	1/31/2026	1125-265000-1000-100-100-100	0.91	
Interest Income	1/31/2026	4310-265000-1000-101-100-100		0.91
		Total	0.91	0.91

Explanation:
TO REC PROCESSING FEES, INT., AND TRANS. FEES FOR January 2026

COMMUNITY ACTION PARTNERSHIP OF KERN
ELAN (CBB) VISA SUMMARY
STATEMENTS DATED January 1, 2026 - January 31, 2026

Cardholder	Position	Amount Charged
CAPK	Accounts Payable	$ -
Catherine Anspach	Foundation Director of Development	-
Gloria Barbero	Administrator - EHS San Joaquin	696.49
Yolanda Gonzales	Director of Head Start/State Child Development Programs	74.70
Freddy Hernandez	Director of Youth and Community Services	7,867.46
Lisa McGranahan	Director of Human Resources	1,435.09
Jerry Meade	Assistant Director of Head Start/State Child Development Programs	952.14
Pritika Ram	Chief Business Development Officer	2,334.30
Jeremy Tobias	Chief Executive Officer	9,243.57
Emilio Wagner	Chief Facilities and Technology Officer	3,663.98
Tracy Webster	Chief Financial Officer	2,723.98
Rebecca Moreno	Director of Housing Support Services	25,455.32
Susana Magana	Director of Nutrition Services	5,396.02
Sabrina Jones	Administrator - 211	-
Veterans (VSS)	Veterans - Food Service	2,240.10
Veterans (VSS)	Veterans - Fuel Card	320.16
Energy	Energy - Team 1	43.92
Energy	Energy - Team 2	-
Energy	Energy - Team 3	167.81
	Total	$ 62,615.04

Cardholder Activity

Name: ACCOUNTS PAYABLE **Account Number:** **2037 **Cycle End Date:** 01/23/2026

Trans Date Posting Date	Merchant Name City, State/Prov.	Transaction Total	Source Currency Allocation Amount	Currency Amount Accounting Code

Activity Totals	Purchases	Payments
$0.00	$0.00	$0.00

Cardholder Name: _____ **Signature:** _____

Supervisor Name: _____ **Signature:** _____

179

Cardholder Activity

Name: CATHERINE ANSPACH **Account Number:** **0997 **Cycle End Date:** 01/23/2026

Trans Date Posting Date	Merchant Name City, State/Prov.	Transaction Total	Source Currency Allocation Amount	Currency Amount Accounting Code

Activity Totals	Purchases	Payments
$0.00	$0.00	$0.00

Cardholder Name: _____ **Signature:** _____

Supervisor Name: _____ **Signature:** _____

Cardholder Activity

Name: GLORIA BARBERO **Account Number:** **2879 **Cycle End Date:** 01/23/2026

Trans Date Posting Date	Merchant Name City, State/Prov.	Transaction Total Allocation Amount	Source Currency Accounting Code	Currency Amount	
12/23/2025 12/26/2025	ANGELINAS STOCKTON, CA	**$335.18** $335.18	USD	335.18	Team Meeting Admin Staff 12/23/25
01/13/2026 01/15/2026	HOBBY-LOBBY #504 STOCKTON, CA	**$47.34** $47.34	USD	47.34	Lathrop center Staff Wellness 1/13/2026
01/14/2026 01/16/2026	SOUTHWES 5262121399762 800-435-9792, TX	**$313.97** $313.97	USD	313.97	Travel ticket for Rashi Strother attending the 2026 Head Start Annual Conference 2/10/26-2/13/26

Activity Totals	Purchases	Payments
$696.49	$696.49	$0.00

Cardholder Name: _____ **Signature:** _____

Supervisor Name: _____ **Signature:** _____

Cardholder Activity

Name: YOLANDA GONZALES **Account Number:** **7449 **Cycle End Date:** 01/23/2026

Trans Date Posting Date	Merchant Name City, State/Prov.	Transaction Total Allocation Amount	Source Currency Accounting Code	Currency Amount	
01/15/2026 01/16/2026	SEQUOIA SANDWICH COMPAN BAKERSFIELD, CA	**$74.70** $74.70	USD	74.70	108000@36%=$26.89/109000@64%=$47.81 Lunch provided for Quality Assurance Meeting on 1/15/26

Activity Totals	Purchases	Payments
$74.70	$74.70	$0.00

Cardholder Name: _____ **Signature:** _____

Supervisor Name: _____ **Signature:** _____

Cardholder Activity

Name: FREDDY HERNANDEZ **Account Number:** **5342 **Cycle End Date:** 01/23/2026

Trans Date Posting Date	Merchant Name City, State/Prov.	Transaction Total Allocation Amount	Source Currency Accounting Code	Currency Amount	
01/05/2026 01/07/2026	DISNEYLAND TICKETS 714-781-4669, CA	**$5,188.00** $5,188.00	USD	5,188.00	FHCC Children's Field Trips
01/06/2026 01/07/2026	AMERICAN AIR0012303963629 FORT WORTH, TX	**$1,012.00** $1,012.00	USD	1,012.00	NCAP Conference Orlando, Fl.- Freddy Hernandez- out of town travel
01/06/2026 01/07/2026	COMMUNITY ACTION PARTNER 202-265-7546, DC	**$200.00** $200.00	USD	200.00	NCAP- Energy Summit Conference, Orlando, Fl.- Freddy Hernandez- Registration fee
01/07/2026 01/09/2026	SHERATON ORL LAKE FD ORLANDO, FL	**$704.25** $704.25	USD	704.25	NCAP Conference, Orlando, Fl.- Freddy Hernandez
01/09/2026 01/12/2026	BARBER HONDA - NEW CAR 661-396-4214, CA	**$143.22** $143.22	USD	143.22	EKFRC Vehicle Maintenance
01/10/2026 01/12/2026	MOUNTAIN MIKES PIZZA 661-5888818, CA	**$440.78** $440.78	USD	440.78	VITA Volunteer Training

Trans Date Posting Date	Merchant Name City, State/Prov.	Transaction Total Allocation Amount	Source Currency Accounting Code	Currency Amount	
01/15/2026 01/16/2026	FROSTY KING SHAFTER, CA	**$179.21** $179.21	USD	179.21	Shafter YC CRC Meeting expenses

Activity Totals	Purchases	Payments
$7,867.46	$7,867.46	$0.00

Cardholder Name: _____ **Signature:** _____

Supervisor Name: _____ **Signature:** _____

Cardholder Activity

Name: LISA MC GRANAHAN **Account Number: **7461**

Cycle End Date: 1/25/2026

Trans Date Posting Date	Merchant Name City, State/Prov.	Transaction Total Allocation Amount	Explanation of Expense
01/09/26	Biometrics4All	**$48.00**	Relay Fees for New Hire Fingerprints
01/15/2026	Safety Holdings	**$1,165.20**	Driving Monitoring Service
01/05/2026	Ezcater	**221.89**	Personnel Committee Lunch 1/7/2026
		$1,435.09	**Total Expenses for Cycle with End Date of 1/25/2026**

Account Number : 4807 9501 2963 7461
Unique ID: XXXX XXXX XXXX 0236
Lisa Mcgranahan
Statement Date : 01-25-2026

elan

Account Summary

Previous Balance	$0.00
Purchases and Other Charges	$1,435.09
Cash Advances	$0.00
Cash Advance Fees	$0.00
Late Payment Charges	$0.00
Credits	$0.00 CR
Payments	$0.00 PY
Total Activity	**$1,435.09**
Disputed Amount	$0.00

General Information

Total Activity $1,435.09

QUESTIONS OR TO REPORT A LOST OR STOLEN CARD, CALL CUSTOMER SERVICE**1-800-393-3526**

New Activity

Post Date	Tran Date	Reference Number	Transaction Description	Amount
01-08	01-07	24036296007744488301001	EZCATER*CAESARS ITALIA 800-488-1803 MA	221.89
01-12	01-10	24755426010280105848683	BIOMETRICS4ALL 714-5689888 CA	48.00
01-16	01-15	24906416015248173207904	SAFETY HOLDINGS 888-9472622 NM	1,165.20

CORPORATE PAYMENT SYSTEMS
P.O. BOX 6343
FARGO, ND 58125-6343

Account Number:	4807 9501 2963 7461
Unique ID:	XXXX XXXX XXXX 0236
Amount Due:	$0.00

****MEMO STATEMENT ONLY****
DO NOT REMIT PAYMENT

106481707120862 S

LISA MCGRANAHAN
CAPK
1300 18TH STREET, SUITE 200
BAKERSFIELD CA 93301-4510

Cardholder Activity

Name: JERRY MEADE **Account Number:** **9143 **Cycle End Date:** 01/23/2026

Trans Date Posting Date	Merchant Name City, State/Prov.	Transaction Total Allocation Amount	Source Currency Accounting Code	Currency Amount	
12/29/2025 12/30/2025	AMERICAN AIR0012301149550 FORT WORTH, TX	**$840.97** $840.97	USD	840.97	Flight for Policy Council parent Delly Clarissa Mendosa attending Winter Leadership Institute in Washington DC 6130-109000-1002-120-140-350
01/22/2026 01/23/2026	AMERICAN AIR0010641911805 FORT WORTH, TX	**$75.97** $75.97	USD	75.97	Additional cost due to new flight needed as original was canceled due to severe weather traveling to Winter Leadership Institute in Washington DC 6120-108000/109000-1002-120-140-105. PC Parent
01/22/2026 01/23/2026	AMERICAN AIR0012308834324 FORT WORTH, TX	**$0.20** $0.20	USD	0.20	Additional cost due to new flight needed as original was canceled due to severe weather traveling to Winter Leadership Institute in Washington DC 6120-108000/109000-1002-120-140-105. PC Parent
01/22/2026 01/23/2026	TODAY CLEANERS 10 BAKERSFIELD, CA	**$35.00** $35.00	USD	35.00	Dry cleaning service for step and repeat banner for Professional Development event use. 6675-108000-1001-120-140-105

Activity Totals	Purchases	Payments
$952.14	$952.14	$0.00

Cardholder Name: _____ **Signature:** _____

Supervisor Name: _____ **Signature:** _____

Cardholder Activity

Name: PRITIKA RAM **Account Number:** **2500 **Cycle End Date:** 01/23/2026

Trans Date Posting Date	Merchant Name City, State/Prov.	Transaction Total Allocation Amount	Source Currency Accounting Code	Currency Amount	
01/05/2026 01/06/2026	AMERICAN AIR0012303457392 FORT WORTH, TX	**$551.99** $551.99	USD	551.99	Flight to MLTC in Orlando Florida for Savannah Oates. 1/26/26-2/1/26
01/05/2026 01/06/2026	COMMUNITY ACTION PARTNER 202-265-7546, DC	**$795.00** $795.00	USD	795.00	MLTC Conference Registration for Savannah Oates in Orlando Florida
01/12/2026 01/13/2026	FACEBK *H52Z3D9FM2 650-5434800, DE	**$500.00** $500.00	USD	500.00	Social media boosted ads expense for the weatherization programs and KCCD
01/14/2026 01/15/2026	EZCATER*URBANE 800-488-1803, MA	**$186.19** $186.19	USD CAFE~	186.19	Lunch for the PRE Committee Meeting on January, 2026
01/19/2026 01/20/2026	LA TIMES SUBSCRIPTION 800-533-8830, CA	**$52.00** $52.00	USD	52.00	Annual Subscription fee for LA Times electronic news

Trans Date Posting Date	Merchant Name City, State/Prov.	Transaction Total Allocation Amount	Source Currency Accounting Code	Currency Amount
01/20/2026 01/21/2026	FACEBK *YXZXJCREM2 650-5434800, DE	**$249.12** $249.12	USD	249.12

Activity Totals	Purchases	Payments
$2,334.30	$2,334.30	$0.00

Cardholder Name: _____ **Signature:** _____

Supervisor Name: _____ **Signature:** _____

Account Number : 4807 9510 0000 8558
Unique ID: XXXX XXXX XXXX 2222
Jeremy T Tobias
Statement Date : 01-25-2026

elan

Account Summary

Previous Balance	$0.00
Purchases and Other Charges	$9,243.57
Cash Advances	$0.00
Cash Advance Fees	$0.00
Late Payment Charges	$0.00
Credits	$0.00 CR
Payments	$0.00 PY
Total Activity	**$9,243.57**
Disputed Amount	$0.00

General Information

Total Activity $9,243.57

QUESTIONS OR TO REPORT A LOST OR STOLEN CARD, CALL CUSTOMER SERVICE**1-800-393-3526**

New Activity

Post Date	Tran Date	Reference Number	Transaction Description	Amount
01-05	01-02	24071056002939196091352	MISTER CAR WASH #1006 866-2543229 CA	32.99
01-06	01-05	24692166005105592115830	CHEVRON 0380243 BAKERSFIELD CA	74.56
01-08	01-08	24035966008357314137289	AMERICAN AIR0014482076894 FORT WORTH TX ANA VIGIL DEPARTURE01-27-26 BFLAA Q DFW AA Q MCO AA Q DFW	35.00
01-08	01-08	24035966008357314137313	AMERICAN AIR0012304414660 FORT WORTH TX VIGIL/ANA DEPARTURE01-27-26 BFLAA Q DFW AA Q MCO AA Q DFW	530.00
01-09	01-08	24035966009357882042555	AMERICAN AIR0014482174224 FORT WORTH TX MARITZA JIMENEZ DEPARTURE01-27-26 BFLAA Q DFW AA Q MCO AA N DFW	35.00
01-09	01-08	24035966009357882042571	AMERICAN AIR0012304704653 FORT WORTH TX JIMENEZ/MARITZA DEPARTURE01-27-26 BFLAA Q DFW AA Q MCO AA N DFW	610.99
01-12	01-09	24906416009247719618481	AUTOBKS*BAKERSFIELD PRAYE 661-8595600 CA	621.70
01-15	01-13	24207856014165900563090	KERN COUNTY FIRE DEPARTME BAKERSFIELD CA	435.00
01-19	01-15	24755426016170160602048	HLT ORLNDO BUENA VISTA 407-8274000 FL	2,187.00
01-19	01-16	24755426017170171230333	HLT ORLNDO BUENA VISTA 407-8274000 FL	1,323.00
01-19	01-16	24755426017170171230341	HLT ORLNDO BUENA VISTA 407-8274000 FL	300.00
01-19	01-16	24755426017170171230366	HLT ORLNDO BUENA VISTA 407-8274000 FL	450.00

(New Activity continued on next page)

CORPORATE PAYMENT SYSTEMS
P.O. BOX 6343
FARGO, ND 58125-6343

Account Number:	4807 9510 0000 8558
Unique ID:	XXXX XXXX XXXX 2222
Amount Due:	$0.00

****MEMO STATEMENT ONLY****
DO NOT REMIT PAYMENT

106481707123283 S

JEREMY T TOBIAS
CAPK
1300 18TH STREET, SUITE 200
BAKERSFIELD CA 93301-4510

Jeremy T Tobias
Account Number : 4807 9510 0000 8558
Unique ID: XXXX XXXX XXXX 2222
Statement Date : 01-25-2026

New Activity - Continued

Post Date	Tran Date	Reference Number	Transaction Description	Amount
01-19	01-16	24755426017170171230432	HLT ORLNDO BUENA VISTA 407-8274000 FL	1,991.25
01-19	01-16	24755426017170171230499	HLT ORLNDO BUENA VISTA 407-8274000 FL	375.00
01-21	01-20	24036296020716550563505	TWP*SUB54319315 WAPO.COM DC	170.00
01-23	01-22	24692166022100570585616	CHEVRON 0380243 BAKERSFIELD CA	72.08

Cardholder Activity

Name: JEREMY T TOBIAS **Account Number: **8558**

Statement Date: 1/25/2026

Transaction Date	Merchant Name City, State/Prov.	Transaction Total Allocation Amount	Explanation of Expense
01/02/26	Mister Car Wash	**$32.99**	Monthly Car Wash Fee for CEO's Agency Vehicle
01/05/2026	Chevron	**$74.56**	Gasoline for CEO's Agency Vehicle
01/08/2026	American Airlines	**$35.00**	Pre-Paid Baggage Fee for Board Member Ana Vigil - NCAP MLTC in Orlando, FL
01/08/2026	American Airlines	**$530.00**	Airline Ticket for Board Member Ana Vigil - NCAP MLTC in Orlando, FL
01/08/2026	American Airlines	**$35.00**	Pre-Paid Baggage Fee for Board Member Maritza Jimenez - NCAP MLTC in Orlando, FL
01/08/2026	American Airlines	**$610.99**	Airline Ticket for Board Member Maritza Jimenez - NCAP MLTC in Orlando, FL
01/09/2026	Autobooks (Bakersfield Prayer Breakfast)	**$621.70**	Sponsorship - Table for Bakersfield Prayer Breakfast
01/13/2026	Kern County Fire Dept.	**$435.00**	Required Inspection Fees for 4/30/26 Staff Development Day
01/15/2026	Hilton Orlando Buena Vista	**$2187.00**	Advance Payment for Hotel for Board Member Ana Vigil - NCAP MLTC in Orlando, FL (partial refund on next statement)
01/16/2026	Hilton Orlando Buena Vista	**$1323.00**	Advance Payment for Hotel for Board Member Maritza Jimenez - NCAP MLTC in Orlando, FL
01/16/2026	Hilton Orlando Buena Vista	**$300.00**	Advance Payment of Incidental Fees for Board Member Maritza Jimenez - NCAP MLTC in Orlando, FL (refund expected on next statement)
01/16/2026	Hilton Orlando Buena Vista	**$450.00**	Advance Payment of Incidental Fees for Board Member Ana Vigil - NCAP MLTC in Orlando, FL (refund expected on next statement)
01/16/2026	Hilton Orlando Buena Vista	**$1991.25**	Advance Payment for Hotel for Board Member Fred Plane - NCAP MLTC in Orlando, FL
01/16/2026	Hilton Orlando Buena Vista	**$375.00**	Advance Payment of Incidental Fees for Board Member Fred Plane - NCAP MLTC in Orlando, FL (refund expected on next statement)
01/20/2026	TWP (The Washington Post)	**$170.00**	Annual Electronic Subscription
01/22/2026	Chevron	**$72.08**	Gasoline for CEO's Agency Vehicle
		$9,243.57	**Total Expenses for Statement Date of 1/25/2026**

Account Number : 4807 9501 3467 0150
Unique ID: XXXX XXXX XXXX 0243
Emilio Wagner
Statement Date : 01-25-2026

elan

Account Summary

Previous Balance	$0.00
Purchases and Other Charges	$3,663.98
Cash Advances	$0.00
Cash Advance Fees	$0.00
Late Payment Charges	$0.00
Credits	$0.00 CR
Payments	$0.00 PY
Total Activity	**$3,663.98**
Disputed Amount	$0.00

General Information

Total Activity $3,663.98

QUESTIONS OR TO REPORT A LOST OR STOLEN CARD, CALL CUSTOMER SERVICE**1-800-393-3526**

New Activity

Post Date	Tran Date	Reference Number	Transaction Description	Amount	
01-06	01-05	24055226006605755641532	SMARTSIGN CLOVER.COM NY	801.22	ASSETTIGER Annual Subscription
01-12	01-09	24011346009100080567343	MICROSOFT#G134326906 MICROSOFT.COM WA	1,784.01	Microsoft Azure Standard Monthly
01-20	01-19	24011346019100066411639	MINDBODY, INC. WWW.MINDBODYO CA	578.65	Monthly Subscription
01-21	01-21	24204296021000900062020	MSFT * E0400YARZ1 800-6427676 WA	500.10	Microsoft Azure Monthly

CORPORATE PAYMENT SYSTEMS
P.O. BOX 6343
FARGO, ND 58125-6343

Account Number:	4807 9501 3467 0150
Unique ID:	XXXX XXXX XXXX 0243
Amount Due:	$0.00

****MEMO STATEMENT ONLY****
DO NOT REMIT PAYMENT

106481707121081 S

EMILIO WAGNER
CAPK
1300 18TH STREET, SUITE 200
BAKERSFIELD CA 93301-4510

Cardholder Activity

Name: TRACY WEBSTER **Account Number:** **9950 **Cycle End Date:** 01/23/2026

Trans Date Posting Date	Merchant Name City, State/Prov.	Transaction Total Allocation Amount	Source Currency Accounting Code	Currency Amount	
01/10/2026 01/12/2026	INTUIT *QBOOKS ONLINE CL.INTUIT.COM, CA	**$275.00** $275.00	USD	275.00	Annual Charge for Quickbooks for VSS
01/12/2026 01/13/2026	FD *CA DMV VFC CLOVER.COM, CA	**$813.00** $813.00	USD	813.00	Annual DMV Motor Carrier Renewal
01/12/2026 01/13/2026	FD *CA DMV VFC *SVC CLOVER.COM, CA	**$16.26** $16.26	USD	16.26	Annal Fee for Renewal
01/12/2026 01/13/2026	ELAVON SRV FEE DOJ REG CH 916-2107629, GA	**$23.00** $23.00	USD	23.00	Annual Registration Fee for Charitable Registry
01/12/2026 01/14/2026	DOJ REGISTRY OF CHARITABL 916-2106400, CA	**$1,000.00** $1,000.00	USD	1,000.00	Annual Fee for Charitable Registry
01/16/2026 01/19/2026	TAXBANDITS.COM 704-684-4751, SC	**$280.00** $280.00	USD	280.00	1099 TIN Matching Program.
01/20/2026 01/21/2026	SQ *SEQUOIA SANDWICH COMP GOSQ.COM, CA	**$233.95** $233.95	USD	233.95	Budget & Finance Committee Meeting Lunch

Trans Date Posting Date	Merchant Name City, State/Prov.	Transaction Total Allocation Amount	Source Currency Accounting Code	Currency Amount	
01/22/2026 01/23/2026	FLOWER SHOP NETWORK 877-376-7363, AR	**$82.77** $82.77	USD	82.77	Get Well Plant for Employee

Activity Totals	Purchases	Payments
$2,723.98	$2,723.98	$0.00

Cardholder Name: _____ **Signature:** _____

Supervisor Name: _____ **Signature:** _____

Cardholder Activity

Name: REBECCA MORENO **Account Number:** **9741 **Cycle End Date:** 01/23/2026

Trans Date Posting Date	Merchant Name City, State/Prov.	Transaction Total Allocation Amount	Source Currency Accounting Code	Currency Amount	
12/26/2025 12/29/2025	TRAVELODGE 661-3250772, CA	**$201.60** $201.60	USD	201.60	Motel cost for client
12/30/2025 01/02/2026	TRAVELODGE 661-3250772, CA	**$1,411.20** $1,411.20	USD	1,411.20	Motel cost for client
12/30/2025 01/02/2026	TRAVELODGE 661-3250772, CA	**$302.40** $302.40	USD	302.40	Motel Cost cost for client
12/30/2025 01/02/2026	TRAVELODGE 661-3250772, CA	**$1,411.20** $1,411.20	USD	1,411.20	Motel cost for client
12/30/2025 01/05/2026	TRAVELODGE 661-3250772, CA	**$250.00** $250.00	USD	250.00	Motel billed for extra cleaning cost of room
01/05/2026 01/07/2026	TRAVELODGE 661-3250772, CA	**$302.40** $302.40	USD	302.40	Motel cost for client
01/06/2026 01/07/2026	COMMUNITY ACTION PARTNER 202-265-7546, DC	**$2,385.00** $2,385.00	USD	2,385.00	Registration for NCAP MLTC for Rebecca Moreno, Laurie Hughey, Veronica Ramos
01/07/2026 01/08/2026	COMMUNITY ACTION PARTNER 202-265-7546, DC	**$1,590.00** $1,590.00	USD	1,590.00	Registration for NCAP MLTC for Joseph Aguilar and Sandra Houselog
01/08/2026 01/08/2026	AMERICAN AIR0012304368367 FORT WORTH, TX	**$606.00** $606.00	USD	606.00	Flight Receipt for Rebecca Moreno (AA) to attend NCAP MLTC

Trans Date Posting Date	Merchant Name City, State/Prov.	Transaction Total Allocation Amount	Source Currency Accounting Code	Currency Amount	
01/08/2026 01/08/2026	AMERICAN AIR0012304378251 FORT WORTH, TX	**$606.00** $606.00	USD	606.00	Flight Receipt for Joseph Aguilar (AA) to attend NCAP MLTC
01/08/2026 01/08/2026	AMERICAN AIR0012304360903 FORT WORTH, TX	**$606.00** $606.00	USD	606.00	Flight Receipt for Veronica Ramos (AA) to attend NCAP MLTC
01/08/2026 01/09/2026	AMERICAN AIR0012304573864 FORT WORTH, TX	**$529.00** $529.00	USD	529.00	Flight Receipt for Laurie Hughey (AA) to attend NCAP MLTC
01/08/2026 01/09/2026	AMERICAN AIR0012304568979 FORT WORTH, TX	**$529.00** $529.00	USD	529.00	Flight Receipt for Sandra Houselog (AA) to attend NCAP MLTC
01/09/2026 01/12/2026	SECURCARE SELF STORAGE 661-3227834, CA	**$337.00** $337.00	USD	337.00	Storage fees for Housing and Supportive Services
01/12/2026 01/14/2026	TRAVELODGE 661-3250772, CA	**$705.60** $705.60	USD	705.60	Motel Cost for client
01/12/2026 01/14/2026	TRAVELODGE 661-3250772, CA	**$1,411.20** $1,411.20	USD	1,411.20	Motel Cost for client
01/13/2026 01/15/2026	TRAVELODGE 661-3250772, CA	**$446.88** $446.88	USD	446.88	Motel Cost for client
01/13/2026 01/15/2026	TRAVELODGE 661-3250772, CA	**$806.40** $806.40	USD	806.40	Motel Cost for client

Trans Date Posting Date	Merchant Name City, State/Prov.	Transaction Total Allocation Amount	Source Currency Accounting Code	Currency Amount	
01/13/2026 01/15/2026	TRAVELODGE 661-3250772, CA	**$157.92** $157.92	USD	157.92	Motel cost for client
01/15/2026 01/16/2026	AMERICAN AIR0012306747438 FORT WORTH, TX	**$851.99** $851.99	USD	851.99	Flight For Anita Andersen to attend SSVF in Overland, KS
01/15/2026 01/19/2026	TRAVELODGE 661-3250772, CA	**$806.40** $806.40	USD	806.40	Motel cost for client
01/15/2026 01/19/2026	TRAVELODGE 661-3250772, CA	**$84.00** $84.00	USD	84.00	Motel cost for client
01/15/2026 01/19/2026	TRAVELODGE 661-3250772, CA	**$520.80** $520.80	USD	520.80	Motel Cost for client
01/15/2026 01/19/2026	TRAVELODGE 661-3250772, CA	**$520.80** $520.80	USD	520.80	Motel Cost for client
01/15/2026 01/19/2026	TRAVELODGE 661-3250772, CA	**$890.40** $890.40	USD	890.40	Motel Cost for client
01/21/2026 01/21/2026	GUESTRS*HILTONOR LA 800-468-3578, TX	**$1,442.43** $1,442.43	USD	1,442.43	Hotel for Joseph Aguilar while attending NCAP MLTC in Orlando, FL
01/21/2026 01/21/2026	GUESTRS*HILTONOR LA 800-468-3578, TX	**$1,442.43** $1,442.43	USD	1,442.43	Hotel for Sandra Houselog while attending NCAP MLTC in Orlando, FL

Trans Date Posting Date	Merchant Name City, State/Prov.	Transaction Total Allocation Amount	Source Currency Accounting Code	Currency Amount	
01/21/2026 01/21/2026	GUESTRS*HILTONOR LA 800-468-3578, TX	**$1,442.43** $1,442.43	USD	1,442.43	Hotel cost for Laurie Hughey while attending NCAP MLTC in Orlando, FL
01/21/2026 01/21/2026	GUESTRS*HILTONOR LA 800-468-3578, TX	**$1,392.43** $1,392.43	USD	1,392.43	Hotel cost for Rebecca Moreno while attending NCAP MLTC in Orlando, FL
01/21/2026 01/21/2026	GUESTRS*HILTONOR LA 800-468-3578, TX	**$1,442.43** $1,442.43	USD	1,442.43	Hotel cost for Veronica Ramos while attending NCAP MLTC in Orlando, FL
01/22/2026 01/23/2026	NTLREST SERVSAFE 312-7151010, IL	**$11.99** $11.99	USD	11.99	Purchase of CA Food Handler's Certificate for Yvonne Bustamante
01/22/2026 01/23/2026	NTLREST SERVSAFE 312-7151010, IL	**$11.99** $11.99	USD	11.99	Purchase of CA Food Handler's Certificate for Earoniesha Ford

Activity Totals	Purchases	Payments
$25,455.32	$25,455.32	$0.00

Cardholder Name: _____ **Signature:** _____

Supervisor Name: _____ **Signature:** _____

Cardholder Activity

Name: SUSANA MAGANA **Account Number:** **4027 **Cycle End Date:** 01/23/2026

Trans Date Posting Date	Merchant Name City, State/Prov.	Transaction Total Allocation Amount	Source Currency Accounting Code	Currency Amount	
12/29/2025 12/30/2025	TEXTEDLY TEXTEDLY.COM, CA	**$317.00** $317.00	USD	317.00	Monthly Text Service Subscription for CSFP
12/29/2025 12/30/2025	LASSENS NATURAL FOODS-BK BAKERSFIELD, CA	**$130.76** $130.76	USD	130.76	Purchase of Special Diet Foods/Milk
01/02/2026 01/05/2026	LASSENS NATURAL FOODS-BK BAKERSFIELD, CA	**$23.96** $23.96	USD	23.96	Purchase of Special Diet Foods/Milk
01/06/2026 01/07/2026	NATIONAL WIC ASSOCIATI WWW.NWICA.ORG, DC	**$309.00** $309.00	USD	309.00	2026 NWA National Policy Conference
01/06/2026 01/07/2026	2026 CALIFORNIA BREAST SACRAMENTO, CA	**$730.00** $730.00	USD	730.00	Registration for Terriva Porter to attend Breast Feeding Coalition
01/07/2026 01/08/2026	WALMART.COM 800-925-6278, AR	**$94.00** $94.00	USD	94.00	Purchase of Special Diet Foods/Milk
01/07/2026 01/08/2026	4IMPRINT, INC 4IMPRINT.COM, WI	**$758.07** $758.07	USD	758.07	Lanyards for 2026 Annual Conference
01/09/2026 01/12/2026	OFFICEMAX/DEPOT 6235 800-463-3768, CA	**$34.52** $34.52	USD	34.52	Card stock purchase for badges for AP conference

Trans Date Posting Date	Merchant Name City, State/Prov.	Transaction Total Allocation Amount	Source Currency Accounting Code	Currency Amount	
01/10/2026 01/12/2026	STARBUCKS STORE 65251 BAKERSFIELD, CA	**$350.00** $350.00	USD	350.00	Purchase of Gift Cards for Food Bank Agency Partners Conference
01/14/2026 01/16/2026	OFFICE DEPOT #952 800-463-3768, CA	**$159.01** $159.01	USD	159.01	Purchase of toner needed urgently
01/16/2026 01/19/2026	BOLLES NURSERY LANDSCAPE BAKERSFIELD, CA	**$2,364.13** $2,364.13	USD	2,364.13	Purchase of Plants and Pots for Patio at MCAP
01/16/2026 01/19/2026	BOLLES NURSERY LANDSCAPE BAKERSFIELD, CA	**$40.00** $40.00	USD	40.00	Delivery fee of Plants and Pots purchase for Patio at MCAP
01/21/2026 01/22/2026	SQ *MAYACAMAS FINE FOODS GOSQ.COM, CA	**$85.57** $85.57	USD	85.57	Purchase of Special Diet Foods/Milk

Activity Totals	Purchases	Payments
$5,396.02	$5,396.02	$0.00

Cardholder Name: _____ **Signature:** _____

Supervisor Name: _____ **Signature:** _____

Cardholder Activity

Name: SABRINA JONES-ROBERTS **Account Number:** **6725 **Cycle End Date:** 01/23/2026

Trans Date Posting Date	Merchant Name City, State/Prov.	Transaction Total	Source Currency Allocation Amount	Currency Amount Accounting Code

Activity Totals	Purchases	Payments
$0.00	$0.00	$0.00

Cardholder Name: _____ **Signature:** _____

Supervisor Name: _____ **Signature:** _____

202

Cardholder Activity

Name: VETERANS A FOOD SERVICES **Account Number:** **2152 **Cycle End Date:** 01/23/2026

Trans Date Posting Date	Merchant Name City, State/Prov.	Transaction Total Allocation Amount	Source Currency Accounting Code	Currency Amount	
01/06/2026 01/07/2026	IC* INSTACART 888-246-7822, CA	**$521.11** $521.11	USD	521.11	weekly food charge for GPD program (tenants) (foodsco)
01/06/2026 01/07/2026	IC* INSTACART 888-246-7822, CA	**$271.34** $271.34	USD	271.34	weekly food charge for GPD program (tenants) (smart & final)
01/09/2026 01/12/2026	IC* INSTACART 888-246-7822, CA	**$530.19** $530.19	USD	530.19	weekly food charge for GPD program tenants (foodsco)
01/09/2026 01/12/2026	IC* INSTACART 888-246-7822, CA	**$428.01** $428.01	USD	428.01	weekly food charge for GPD program tenants (smart'n'final)
01/21/2026 01/21/2026	IC* INSTACART 888-246-7822, CA	**$489.45** $489.45	USD	489.45	weekly food charge for GPD program tenants. (foodsco)

Activity Totals	Purchases	Payments
$2,240.10	$2,240.10	$0.00

Cardholder Name: _____ **Signature:** _____

Supervisor Name: _____ **Signature:** _____

Cardholder Activity

Name: VETERANS SVC FUEL CARD **Account Number:** **2335 **Cycle End Date:** 01/23/2026

Trans Date / Posting Date	Merchant Name / City, State/Prov.	Transaction Total / Allocation Amount	Source Currency / Accounting Code	Currency Amount	
01/08/2026 01/09/2026	EXXON GOLDEN STATE FOO BAKERSFIELD, CA	**$71.01** $71.01	USD	71.01	fuel charge for GPD vehicle (Chrystler)
01/13/2026 01/13/2026	UBER *TRIP HELP.UBER.COM, CA	**$12.91** $12.91	USD	12.91	Ride charge for vet to get home from VA clinic. (Uber)
01/13/2026 01/14/2026	CHEVRON 0358476 BAKERSFIELD, CA	**$25.00** $25.00	USD	25.00	fuel charge for SSVF vehicle (Black Rogue 2)
01/13/2026 01/14/2026	CHEVRON 0358476 BAKERSFIELD, CA	**$20.84** $20.84	USD	20.84	fuel charge for SSVF vehicle (Black Rogue 1)
01/13/2026 01/14/2026	CHEVRON 0358476 BAKERSFIELD, CA	**$50.13** $50.13	USD	50.13	fuel charge for SSVF vehicle (Red Rogue)
01/16/2026 01/19/2026	UBER *TRIP HELP.UBER.COM, CA	**$14.92** $14.92	USD	14.92	Ride charge for a ride to the VA clinic. (Uber)
01/20/2026 01/21/2026	EXXON OAK STREET MOBIL BAKERSFIELD, CA	**$57.43** $57.43	USD	57.43	fuel charge for GPD vehicle (2023 Chrystler)
01/22/2026 01/23/2026	UBER *TRIP HELP.UBER.COM, CA	**$40.94** $40.94	USD	40.94	Ride charge for vet to get home to 2215 Buena vista from court in Lamont (uber)

Trans Date Posting Date	Merchant Name City, State/Prov.	Transaction Total Allocation Amount	Source Currency Accounting Code	Currency Amount	
01/22/2026 01/23/2026	UBER *TRIP HELP.UBER.COM 800-5928996, CA	**$26.98** $26.98	USD	26.98	Uber charge to get veteran to court date in Lamont (uber)

Activity Totals	Purchases	Payments
$320.16	$320.16	$0.00

Cardholder Name: _____ **Signature:** _____

Supervisor Name: _____ **Signature:** _____

Cardholder Activity

Name: TEAM 1 ENERGY **Account Number:** **7425 **Cycle End Date:** 01/23/2026

Trans Date Posting Date	Merchant Name City, State/Prov.	Transaction Total Allocation Amount	Source Currency Accounting Code	Currency Amount	
01/09/2026 01/12/2026	THE HOME DEPOT #1050 BAKERSFIELD, CA	**$34.65** $34.65	USD	34.65	WX-Emergency supply purchase for client COB25-002 1/09/2026
01/12/2026 01/13/2026	FLOYDS GEN HARDWARE 105 BAKERSFIELD, CA	**$4.10** $4.10	USD	4.10	WX- Emergency supply purchase for client COB25-002 1/12/2026
01/16/2026 01/19/2026	FLOYDS GEN HARDWARE 105 BAKERSFIELD, CA	**$5.17** $5.17	USD	5.17	WX-Emergency supply purchase for client COB25-002 1/16/2026

Activity Totals	Purchases	Payments
$43.92	$43.92	$0.00

Cardholder Name: _____ **Signature:** _____

Supervisor Name: _____ **Signature:** _____

Cardholder Activity

Name: TEAM 2 ENERGY **Account Number:** **7433 **Cycle End Date:** 01/23/2026

Trans Date Posting Date	Merchant Name City, State/Prov.	Transaction Total	Source Currency Allocation Amount	Currency Amount Accounting Code

Activity Totals	Purchases	Payments
$0.00	$0.00	$0.00

Cardholder Name: _____ **Signature:** _____

Supervisor Name: _____ **Signature:** _____

207

Cardholder Activity

Name: TEAM 3 ENERGY **Account Number:** **7441 **Cycle End Date:** 01/23/2026

Trans Date Posting Date	Merchant Name City, State/Prov.	Transaction Total Allocation Amount	Source Currency Accounting Code	Currency Amount	
01/12/2026 01/13/2026	LOWES #01708* BAKERSFIELD, CA	**$22.55** $22.55	USD	22.55	WX-Emergency supply purchase for client COB25-002 1/12/2026
01/13/2026 01/14/2026	LOWES #01708* BAKERSFIELD, CA	**$49.16** $49.16	USD	49.16	WX-Emergency supply purchase for client COB25-002 1/13/2026
01/13/2026 01/14/2026	LOWES #00790* BAKERSFIELD, CA	**$96.10** $96.10	USD	96.10	WX-Emergency supply purchase for client COB25-002 1/13/2026

Activity Totals	Purchases	Payments
$167.81	$167.81	$0.00

Cardholder Name: _____ **Signature:** _____

Supervisor Name: _____ **Signature:** _____

COMMUNITY ACTION PARTNERSHIP OF KERN
CENTRAL KITCHEN - BUDGET TO ACTUAL
FOR THE PERIOD MARCH 1, 2024 TO FEBRUARY 28, 2025 (11 OF 12 MONTHS OR 91.7%)

Line Item	2025/26 Budget	3/1/25 - 2/28/26 Actual	% Expended	Available Budget
USDA Revenue (Note A)	1,630,185	1,369,296	84.0%	260,889
Head Start Subsidy	1,405,385	1,461,325	104.0%	(55,940)
Total Revenue	3,035,570	2,830,621	93.2%	204,949
Expenditures (Note B)				
Salaries	923,953	781,878	84.6%	142,075
Benefits	319,677	266,498	83.4%	53,179
Vehicle Gasoline, Repair/Maintenance	51,300	53,198	103.7%	(1,898)
Space Costs	121,700	175,394	144.1%	(53,694)
Supplies - Office & Food Service	156,000	57,008	36.5%	98,992
Equipment Repair/Maintenance & Lease	11,000	5,762	52.4%	5,238
Communication	13,000	7,509	57.8%	5,491
Risk Insurance	12,700	32,174	253.3%	(19,474)
Printing	1,000	108	10.8%	892
Hiring & Employee Costs	100	286	285.5%	(186)
First Aid	500	-	0.0%	500
Raw Food/Vended Meals	1,147,647	1,126,987	98.2%	20,660
Sub Total	2,758,577	2,506,802	90.9%	251,775
Adult Meals Prepared	128,794	178,964.68	139.0%	(50,171)
Indirect	148,199	144,854	97.7%	3,345
Total Expenditures	3,035,570	2,830,621	93.2%	204,949

	Prior Period	JANUARY 2026	Cumulative
Total Meals Prepared and Vended (Note C)	588,967	66,048	655,015
Total Meals Claimed	394,608	44,409	439,017
Difference	194,359	21,639	215,998

Percentage Claimed to Prepared/Vended		67.2%	67.0%

Note A: Source of USDA revenue is monthly report submitted to California Department of Education by Head Start/State Child Development Program Division. Revenue is reimbursement for meals claimed.
Note B: Expenditures are for meals prepared, including vended meals.
Note C: Total number of meals delivered to the centers and homebase excluding adult prepared and adult meals vended. The total represents the number of meals available to be served to center and homebase children.

COMMUNITY ACTION PARTNERSHIP OF KERN
STATE DEPARTMENT OF EDUCATION CONTRACT - MIGRANT ALTERNATIVE PAYMENT
FOR THE PERIOD 7/1/25 - 6/30/26 (7 OF 12 MONTHS = 58.33%)

Contract CMAP-5000	July 2025	Aug-25	Sep-25	Oct-25	Nov-25	Dec-25	Jan-26	Feb-26	Mar-26	Apr-26	May-26	Jun-26	Total	%	% Earned to MRA
Provider Payments	$ 1,799,376	$ 1,954,453	$ 2,083,251	$ 2,249,253	$ 2,119,415	$ 2,393,347	$ 2,392,157	$ -	$ -	$ -	$ -	$ -	$ 14,991,251		
Add: Family Fees	-	-	-	-	-	-	-	-	-	-	-	-	$ -		
Net Provider Payments	$ 1,799,376	$ 1,954,453	$ 2,083,251	$ 2,249,253	$ 2,119,415	$ 2,393,347	$ 2,392,157	$ -	$ -	$ -	$ -	$ -	$ 14,991,251	80.06%	
Maximum Reimburseable Amount (MRA) for Provider Payments													**29,398,811**		**50.99%**
Administration & Support Services Revenue															
Provider Payments	$ 1,799,376	$ 1,954,453	$ 2,083,251	$ 2,249,253	$ 2,119,415	$ 2,393,347	$ 2,392,157	$ -	$ -	$ -	$ -	$ -	$ 14,991,251		
Reimbursement Rate	x 26.5823%	x 26.5823%	x 26.5823%	x 26.5823%	x 26.5823%	x 26.5823%	x 26.5823%	x 26.5823%	x 26.5823%	x 26.5823%	x 26.5823%	x 26.5823%	x 26.5823%		
Revenue Earned	$ 478,315	$ 519,539	$ 553,776	$ 597,903	$ 563,389	$ 636,207	$ 635,890	$ -	$ -	$ -	$ -	$ -	$ 3,985,019		
Program Administration/Support Services Costs	211,659	256,121	402,034	268,598	312,793	279,138	318,485	-	-	-	-	-	2,048,829	10.94%	
Indirect (10% x MTDC) Costs	198,873	218,903	246,368	249,516	240,305	263,915	267,749	-	-	-	-	-	1,685,629	9.00%	
Transfer Indirect to CSBG	-	-	-	-	-	-	-	-	-	-	-	-	-		
Total Operating Costs	$ 410,533	$ 475,024	$ 648,402	$ 518,115	$ 553,098	$ 543,054	$ 586,233	$ -	$ -	$ -	$ -	$ -	3,734,458	19.94%	
Revenue Earned Over/(Under) Costs	$ 67,783	$ 44,515	$ (94,626)	$ 79,789	$ 10,291	$ 93,153	$ 49,657	$ -	$ -	$ -	$ -	$ -	250,561		
TOTAL COSTS - NET OF FAMILY FEES	$ 2,209,908	$ 2,429,477	$ 2,731,653	$ 2,767,367	$ 2,672,512	$ 2,936,401	$ 2,978,390	$ -	$ -	$ -	$ -	$ -	18,725,709	100.00%	

Note 1: Administration and Support Services revenue is earned based on the amount of provider payments incurred. Example:

Provider payments	14,991,251
Reimbursement Rate (21.0% / 79.0%)	x 26.5823%
Revenue Earned	3,985,019

Note 2: The maximum reimburseable amount per the 2024/25 State contract is as follows:

Provider Payments	29,398,811	79.00%
Administration	6,642,643	17.85%
Support Services	1,172,231	3.15%
Maximum Reimbursable Amount (MRA)	37,213,685	100.00%

COMMUNITY ACTION PARTNERSHIP OF KERN
STATE DEPARTMENT OF EDUCATION 2025/26 CONTRACTS - EARNED REVENUE
FOR THE PERIOD 7/1/25 - 6/30/26 (7 OF 12 MONTHS = 58.33%)

	Jul-25	Aug-25	Sep-25	Oct-25	Nov-25	Dec-25	Jan-26	Feb-26	Mar-26	Apr-26	May-26	Jun-26	TOTAL	% Earned to MRA
GENERAL CHILD CARE (CCTR-5068)														
Adjusted Days of Enrollment - Certified	10,499	10,062	10,269	11,125	8,452	9,833	9,395	-	-	-	-	-	69,635	
Reimbursement Rate per Child per Day	X $51.55	X $51.55	X $51.55	X $51.55	X $51.55	X $51.55	X $51.55	X $51.55	X $51.55	X $51.55	X $51.55	X $51.55	X $51.55	
Revenue Earned	$ 541,202	$ 518,703	$ 529,367	$ 573,470	$ 435,703	$ 487,144	$ 484,315	$ -	$ -	$ -	$ -	$ -	$ 3,569,904	**89.33%**
Maximum Reimburseable Amount (MRA)													**$3,996,470**	
Flex Factor														
Attendance Percentage (Attendance/Enrollment)	99.09%	99.54%	99.49%	99.32%	98.90%	98.90%	99.12%	0.00%	0.00%	0.00%	0.00%	0.00%		**99.09%**
Five Percent Flexibility, Maximum = 100 Percent	100.00%	100.00%	100.00%	100.00%	100.00%	100.00%	100.00%	5.00%	5.00%	5.00%	5.00%	5.00%		100.00%
CALIFORNIA STATE PRESCHOOL (CSPP-5118)														
Adjusted Days of Enrollment - Certified	7,003	9,193	12,691	16,025	13,503	15,233	17,446	-	-	-	-	-	91,093	
Reimbursement Rate per Child per Day	X 55.27	X 55.27	X 55.27	X 55.27	X 55.27	X 55.27	X 55.27	X 55.27	X 55.27	X 55.27	X 55.27	X 55.27	X $55.27	
Revenue Earned	$ 387,046	$ 508,094	$ 701,455	$ 885,716	$ 746,285	$ 841,915	$ 964,226	$ -	$ -	$ -	$ -	$ -	$ 5,034,736	**66.14%**
Maximum Reimburseable Amount (MRA)													**$7,612,170**	
Flex Factor														
Attendance Percentage (Attendance/Enrollment)	98.35%	99.07%	98.95%	98.82%	99.18%	99.09%	98.60%	0.00%	0.00%	0.00%	0.00%	0.00%		**98.35%**
Five Percent Flexibility, Maximum = 100 Percent	100.00%	100.00%	100.00%	100.00%	100.00%	100.00%	100.00%	5.00%	5.00%	5.00%	5.00%	5.00%		100.00%
MIGRANT CHILD CARE (CMIG-5004)														
Adjusted Days of Enrollment - Certified	-	-	-	-	19	42	44	-	-	-	-	-	105	
Reimbursement Rate per Child per Day	X $51.55	X $51.55	X $51.55	X $51.55	X $51.55	X $51.55	X $51.55	X $51.55	X $51.55	X $51.55	X $51.55	X $51.55	X $51.55	
Revenue Earned	$ -	$ -	$ -	$ -	$ 964	$ 2,155	$ 2,268	$ -	$ -	$ -	$ -	$ -	$ 5,387	**1.83%**
Maximum Reimburseable Amount (MRA)													**$293,823**	
Flex Factor														
Attendance Percentage (Attendance/Enrollment)	0.00%	0.00%	0.00%	0.00%	100.00%	100.00%	100.00%	0.00%	0.00%	0.00%	0.00%	0.00%		**100.00%**
Five Percent Flexibility, Maximum = 100 Percent	5.00%	5.00%	5.00%	5.00%	100.00%	100.00%	100.00%	5.00%	5.00%	5.00%	5.00%	5.00%		100.00%

Note 1: Source of adjusted days of enrollment for certified children is the monthly attendance report prepared by the Fiscal Dept. of the Head Start/State Child Development Division.

Note 2: Source of reimbursement rate per child per day and maximum reimburseable amount is per the 2025/26 State contracts.

COMMUNITY ACTION PARTNERSHIP OF KERN
STATE DEPARTMENT OF EDUCATION 2025/26 CONTRACTS - EARNED REVENUE
SAN JOAQUIN COUNTY OFFICE OF EDUCATION
FOR THE PERIOD 7/1/25 - 6/30/26 (7 OF 12 MONTHS = 58.33%)

	Jul-25	Aug-25	Sep-25	Oct-25	Nov-25	Dec-25	Jan-26	Feb-26	Mar-26	Apr-26	May-26	Jun-26	TOTAL	% Earned to MRA
GENERAL CHILD CARE (CCTR-5XXX)														
Adjusted Days of Enrollment - Certified	4,676	5,001	5,052	5,193	3,798	4,403	4,318	-	-	-	-	-	32,441	
Reimbursement Rate per Child per Day	X $48.84	X $48.84	X $48.84	X $48.84	X $48.84	X $48.84	X $48.84	X $48.84	X $48.84	X $48.84	X $48.84	X $48.84	X $48.84	
Revenue Earned	$ 228,392	$ 244,230	$ 246,762	$ 253,634	$ 185,471	$ 215,036	$ 210,902	$ -	$ -	$ -	$ -	$ -	$ 1,584,426	**52.66%**
Maximum Reimburseable Amount (MRA)													**$3,008,544**	
Flex Factor														
Attendance Percentage (Attendance/Enrollment)	98.58%	99.18%	99.38%	98.90%	99.76%	99.71%	99.31%	0.00%	0.00%	0.00%	0.00%	0.00%		**98.58%**
Five Percent Flexibility, Maximum = 100 Percent	100.00%	100.00%	100.00%	100.00%	100.00%	100.00%	100.00%	5.00%	5.00%	5.00%	5.00%	5.00%		100.00%
CALIFORNIA STATE PRESCHOOL (CSPP-5XXX)														
Adjusted Days of Enrollment - Certified	-	52	384	749	784	1,202	1,361	-	-				4,532	
Reimbursement Rate per Child per Day	X $49.14	X $49.14	X $49.14	X $49.14	X $49.14	X $49.14	X $49.14	X $49.14	X $49.14	X $49.14	X $49.14	X $49.14	X $49.14	
Revenue Earned	$ -	$ 2,541	$ 18,889	$ 36,796	$ 38,518	$ 59,072	$ 66,869	$ -	$ -	$ -	$ -	$ -	$ 222,686	**9.89%**
Maximum Reimburseable Amount (MRA)													**$2,250,612**	
Flex Factor														
Attendance Percentage (Attendance/Enrollment)	0.00%	86.11%	93.95%	96.87%	99.34%	99.71%	99.48%	0.00%	0.00%	0.00%	0.00%	0.00%		
Five Percent Flexibility, Maximum = 100 Percent	5.00%	91.11%	98.95%	100.00%	100.00%	100.00%	100.00%	5.00%	5.00%	5.00%	5.00%	5.00%		

Note 1: Source of adjusted days of enrollment for certified children is the monthly attendance report prepared by the Fiscal Dept. of the Head Start/State Child Development Division.

Note 2: Source of reimbursement rate per child per day and maximum reimburseable amount is per the 2025/26 Cooperative Agreement with the San Joaquin County Office of Education

Division/CFO: Tracy Webster, CFO
Program/Work Unit: Not Applicable
Services: Overall financial and accounting functions of the organization

Month/Year: January-2026
Director of Finance: Gabrielle Alexander

Activities	January 2026		Year to Date 03/1/25 - 01/31/26	
Description	**Number**	**Amount**		**Amount**
Bank/Wire Deposits	82	10,322,392	792	107,888,591
Vendor Checks Issued	1,730	6,204,234	19,774	77,213,992
Payroll Disbursed		4,430,074		50,597,088
Grant Reports Prepared	39		438	
2-1-1				
ARG III - Warm Handoff				
BKRHC Encampment Resolution				
BCSD California Community School Partnership				
BKRHC - HHAP)				
CAL EITC				
CalCAPA Diaper Distribution Pilot				
California State Preschool				
CalVIP (CA Violence Intervention and Prevention)				
CFDA - Healthy Refrigeration Program Grant				
Child and Adult Care Food				
City of Bakersfield FHCC Sports Field				
County of Kern Low Barrier Homeless Shelter				
CSBG (Community Services Block Grant)				
CSFP (Commodity Supplemental Food Program)				
DOE BIL				
E Kern Family Resource Center				
Early Head Start (EHS)/Head Start - Kern & San Joaquin				
EFAP				
Food Bank Capacity Program				
Help Me Grow				
Home Visit Initiative				
HOME-ARP City of Bakersfield 2024-25				
Housing and Urban Development				
HUD CPF Food Bank Expansion				
Internal Revenue Servicie - VITA				
KCCD CERF Regional Convener				
KCCD CWDB High Road Training Partnership				
LIHEAP				
Local Purchase Assistance (LFPA) USDA				
Migrant Alternative Payment				
NEOPB Cal Fresh Healthy Living				
Oasis FRC				
Positive Youth Development Services				
QRIS San Joaquin				
Safe Camping				
San Joaquin COE General Child Care (CCTR)				
San Joaquin QRIS				
SJCOE COE Headstart				
State Disaster Food Boxes				
SNAP (Cal Fresh Outreach)				
WIC (Women, Infants & Children)				

Business Services

Activity	Requested	In-Progress	Processed	Processed YTD
Purchase Orders	661	66	595	3,106
Contracts	46	5	41	207
Leases	10	1	9	44
Requests for Proposals	19	2	18	84

Business Services Projects

Description		% Completed		Comments

Total Division Staffing 32 Positions

CFO	Accountant II (2)	Administrative Coordinator (1)
Director of Finance	Accounting Technician (6)	Procurement Supervisor (1)
Finance Administrator	Accounting Specialist (2)	Business Technician (2)
Controller	Accounting Clerk (1)	
Payroll/HRIS Manager	AP Supervisor (1)	
Accounting Administrator	Fiscal Technician (2)	
Accounting Administrator - Energy	Payroll Specialists (3)	
Accountant (3)	Payroll Supervisor (1)	

Community Action of Partnership of Kern
Agency Total

STATEMENT OF POSITION (UNAUDITED)
AS OF FEBRUARY 28, 2025

ASSETS	
Cash in Bank	25,377,207
Cash - Vacation Reserve	1,107,758
Petty Cash	-
Accounts Receivable	9,329,530
Travel Advance	6,910
Prepaid Expense	895,466
Inventory	4,851,792
Net Fixed Assets - Unrestricted	9,556,452
Net Fixed Assets - Restricted	41,042,599
Operating lease ROU	4,493,179
Total Assets	96,660,894
LIABILITES AND NET ASSETS	
Accounts Payable	6,164,310
Accrued Expenses	4,101,294
Accrued Vacation	2,201,945
Line of Credit	-
Note Payable	7,629,178
Advance Payable	3,890,350
Deferred Revenue	16,523,054
Operating Lease Liability	4,511,411
Total Liabilites	45,021,542
Total Net Assets	51,639,353
Total Liabilities and Net Assets	96,660,895

STATEMENT OF OPERATIONS (UNAUDITED)
FOR THE PERIOD MARCH 1, 2024 TO FEBRUARY 28, 2025

REVENUE	
Grant Revenue	137,819,710
Donations	41,364,481
Other Revenue	2,026,996
In-Kind	65,488
Total Revenue	181,276,675
EXPENDITURES	
Salaries	47,593,937
Benefits	15,542,023
Travel	734,942
Space Costs	10,553,941
Supplies	4,715,779
Consultant/Contract Services	4,883,791
Other Costs	3,655,427
Program Costs	76,420,042
Capital Expenditures	-
Indirect	11,588,968
In-Kind	65,488
Total Expenditures	175,754,338
Net Change in Assets	5,522,337
Net Assets, beginning	46,117,016
Net Assets, ending	51,639,353

Community Action of Partnership of Kern
Agency Total

STATEMENT OF POSITION (UNAUDITED)

AS OF JANUARY 31, 2026

ASSETS	
Cash in Bank	18,814,351
Cash - Vacation Reserve	1,975,271
Petty Cash	-
Accounts Receivable	7,379,103
Travel Advance	5,579
Prepaid Expense	773,607
Inventory	4,714,947
Net Fixed Assets - Unrestricted	9,106,614
Net Fixed Assets - Restricted	38,347,746
Operating lease ROU	4,493,179
Total Assets	85,610,396
LIABILITES AND NET ASSETS	
Accounts Payable	4,063,235
Accrued Expenses	-
Accrued Vacation	1,836,155
Line of Credit	-
Note Payable	7,302,723
Advance Payable	1,011,297
Deferred Revenue	14,334,653
Operating Lease Liability	4,511,411
Total Liabilites	33,059,474
Total Net Assets	52,550,923
Total Liabilities and Net Assets	85,610,397

STATEMENT OF OPERATIONS (UNAUDITED)

FOR THE PERIOD MARCH 1, 2025 TO JANUARY 31, 2026

REVENUE	
Grant Revenue	124,131,136
Donations	796,374
Other Revenue	12,228,980
In-Kind	17,523,110
Total Revenue	154,679,600
EXPENDITURES	
Salaries	48,445,802
Benefits	16,944,633
Travel	928,827
Space Costs	12,186,488
Supplies	4,053,865
Consultant/Contract Services	4,748,412
Other Costs	4,314,797
Program Costs	33,820,189
Capital Expenditures	51,906
Indirect	10,750,003
In-Kind	17,523,110
Total Expenditures	153,768,030
Net Change in Assets	911,570
Net Assets, beginning	51,639,353
Net Assets, ending	52,550,923

COMMUNITY ACTION PARTNERSHIP OF KERN
BUDGET TO ACTUAL
FOR THE PERIOD 03-01-25 TO 01-31-26 (91.7%)

	AGENCY TOTAL			
	ANNUAL BUDGET	EXPENDITURES	BUDGET AVAILABLE	PERCENTAGE EXPENDED
EXPENDITURES				
SALARIES	52,325,239	43,766,944	8,558,295	84%
BENEFITS	16,459,186	15,357,351	1,101,835	93%
TRAVEL	1,181,859	789,627	392,232	67%
SPACE COST	8,591,279	5,851,776	2,739,503	68%
SUPPLIES	2,432,574	3,389,140	(956,566)	139%
EQUIPMENT	-	36,634	(36,634)	Not budgeted
CONSULTANT/CONTRACT SERVICES	4,755,587	3,076,354	1,679,233	65%
OTHER COSTS	3,614,494	3,137,739	476,755	87%
PROGRAM COSTS	37,507,431	33,469,083	4,038,348	89%
INDIRECT	12,221,752	10,644,409	1,577,343	87%
TOTAL	139,089,401	119,519,057	19,570,344	86%

COMMUNITY ACTION PARTNERSHIP OF KERN
BUDGET TO ACTUAL
FOR THE PERIOD 03-01-25 TO 01-31-26 (91.7%)

	EDUCATION			
	ANNUAL BUDGET	EXPENDITURES	BUDGET AVAILABLE	PERCENTAGE EXPENDED
EXPENDITURES				
SALARIES	38,389,346	32,522,494	5,866,852	85%
BENEFITS	11,999,284	11,458,794	540,491	95%
TRAVEL	836,996	409,957	427,039	49%
SPACE COST	3,967,011	3,328,487	638,524	84%
SUPPLIES	1,821,094	2,194,201	(373,107)	120%
EQUIPMENT	-	-	-	0%
CONSULTANT/CONTRACT SERVICES	1,484,740	1,426,677	58,063	96%
OTHER COSTS	1,793,356	1,274,809	518,547	71%
PROGRAM COSTS	33,084,683	29,253,305	3,831,378	88%
INDIRECT	9,258,133	8,171,718	1,086,415	88%
TOTAL	102,634,643	90,040,441	12,594,202	88%

COMMUNITY ACTION PARTNERSHIP OF KERN
BUDGET TO ACTUAL
FOR THE PERIOD 03-01-25 TO 01-31-26 (91.7%)

	NUTRITION			
	ANNUAL BUDGET	EXPENDITURES	BUDGET AVAILABLE	PERCENTAGE EXPENDED
EXPENDITURES				
SALARIES	5,086,849	3,498,372	1,588,477	69%
BENEFITS	1,666,602	1,258,305	408,297	76%
TRAVEL	115,667	201,719	(86,052)	174%
SPACE COST	733,727	528,808	204,919	72%
SUPPLIES	199,399	589,602	(390,203)	296%
EQUIPMENT	-	14,307	(14,307)	Not budgeted
CONSULTANT/CONTRACT SERVICES	952,904	614,586	338,318	64%
OTHER COSTS	614,558	578,108	36,450	94%
PROGRAM COSTS	3,061,030	3,113,066	(52,036)	102%
INDIRECT	1,067,671	935,977	131,694	88%
TOTAL	13,498,407	11,332,851	2,165,556	84%

COMMUNITY ACTION PARTNERSHIP OF KERN
BUDGET TO ACTUAL
FOR THE PERIOD 03-01-25 TO 01-31-26 (91.7%)

	ENERGY CONSERVATION			
	ANNUAL BUDGET	EXPENDITURES	BUDGET AVAILABLE	PERCENTAGE EXPENDED
EXPENDITURES				
SALARIES	3,026,630	2,213,323	813,307	73%
BENEFITS	966,559	761,676	204,883	79%
TRAVEL	80,650	43,837	36,813	54%
SPACE COST	253,000	231,297	21,703	91%
SUPPLIES	136,000	67,891	68,109	50%
EQUIPMENT	-	10,142	(10,142)	0%
CONSULTANT/CONTRACT SERVICES	2,078,131	693,675	1,384,456	33%
OTHER COSTS	563,693	514,580	49,113	91%
PROGRAM COSTS	302,662	305,777	(3,115)	101%
INDIRECT	740,732	487,807	252,925	66%
TOTAL	8,148,057	5,330,005	2,818,052	65%

COMMUNITY ACTION PARTNERSHIP OF KERN
BUDGET TO ACTUAL
FOR THE PERIOD 03-01-25 TO 01-31-26 (91.7%)

	COMMUNITY SERVICES			
	ANNUAL BUDGET	EXPENDITURES	BUDGET AVAILABLE	PERCENTAGE EXPENDED
EXPENDITURES				
SALARIES	4,568,941	4,647,044	(78,103)	102%
BENEFITS	1,440,418	1,574,944	(134,526)	109%
TRAVEL	79,395	108,505	(29,110)	137%
SPACE COST	3,386,860	1,652,467	1,734,393	49%
SUPPLIES	225,400	511,622	(286,222)	227%
EQUIPMENT	-	12,184	(12,184)	Not budgeted
CONSULTANT/CONTRACT SERVICES	234,062	317,054	(82,992)	135%
OTHER COSTS	475,747	467,218	8,529	98%
PROGRAM COSTS	1,056,056	784,784	271,272	74%
INDIRECT	934,783	889,916	44,867	95%
TOTAL	12,401,662	10,965,737	1,435,925	88%

COMMUNITY ACTION PARTNERSHIP OF KERN
BUDGET TO ACTUAL
FOR THE PERIOD 03-01-25 TO 01-31-26 (91.7%)

	CSBG			
	ANNUAL BUDGET	EXPENDITURES	BUDGET AVAILABLE	PERCENTAGE EXPENDED
EXPENDITURES				
SALARIES	950,312	589,521	360,791	62%
BENEFITS	282,380	232,073	50,307	82%
TRAVEL	43,851	19,844	24,007	45%
SPACE COST	253,681	141,257	112,424	56%
SUPPLIES	31,831	8,809	23,022	28%
EQUIPMENT	-	-	-	0%
CONSULTANT/CONTRACT SERVICES	5,750	2,770	2,980	48%
OTHER COSTS	51,480	46,672	4,808	91%
PROGRAM COSTS	3,000	11,217	(8,217)	374%
INDIRECT	169,042	123,887	45,155	73%
TOTAL	1,791,327	1,176,051	615,276	66%

COMMUNITY ACTION PARTNERSHIP OF KERN
BUDGET TO ACTUAL
FOR THE PERIOD 03-01-25 TO 01-31-26 (91.7%)

	DISCRETIONARY & FUND RAISING			
	ANNUAL BUDGET	EXPENDITURES	BUDGET AVAILABLE	PERCENTAGE EXPENDED
EXPENDITURES				
SALARIES	303,161	296,189	6,972	98%
BENEFITS	103,943	71,559	32,384	69%
TRAVEL	25,300	5,766	19,534	23%
SPACE COST	(3,000)	(30,540)	27,540	1018%
SUPPLIES	18,850	17,015	1,835	90%
EQUIPMENT	-	-	-	0%
CONSULTANT/CONTRACT SERVICES	-	21,592	(21,592)	Not budgeted
OTHER COSTS	115,660	256,352	(140,692)	222%
PROGRAM COSTS	-	934	(934)	0%
INDIRECT	51,391	35,105	16,286	68%
TOTAL	615,305	673,972	(58,667)	110%

COMMUNITY ACTION PARTNERSHIP OF KERN
INDIRECT FUND - FY 2025/26
BUDGET TO ACTUAL - 3/1/25 TO 1/31/26 (11 OF 12 MONTHS = 91.7%)

	Budget	Actual	% Earned/ Expended	Available Balance
Revenue	**$ 12,221,752**	**$ 10,750,003**	**88.0%**	**$ 1,471,749**
Expenditures				
Salaries	6,185,191	4,677,894	75.6%	1,507,297
Benefits @ 23.6% actual	1,946,896	1,469,892	75.5%	477,004
Total Personnel Costs	8,132,087	6,147,786	75.6%	1,984,301
Operating Costs				
Travel	135,050	132,460	98.1%	2,590
Space Costs	827,045	743,224	89.9%	83,821
Supplies	342,486	315,280	92.1%	27,206
Equipment	16,120	16,121	0.0%	(1)
Consultant/Contract	1,263,700	1,588,294	125.7%	(324,594)
Other Operating Costs	753,935	772,975	102.5%	(19,040)
Total Operating Costs	3,338,336	3,568,355	106.9%	(230,019)
Total Expenditures	**$ 11,470,423**	**$ 9,716,141**	**84.7%**	**$ 1,754,282**
Excess (Deficit) Indirect Revenue	**$ 751,329**	**$ 1,033,862**		

RECAP BY SUPPORT DIVISION	Budget	Actual	% Expended	Available Balance
HR	$ 1,663,641	$ 1,105,481	66.4%	$ 558,160
Operations	4,147,850	3,723,428	89.8%	424,422
Executive	796,234	732,602	92.0%	63,632
Finance	3,423,008	3,042,013	88.9%	380,995
Community Development	1,439,690	1,111,134	77.2%	328,556
	$ 11,470,423	$ 9,716,141	84.7%	$ 1,754,282

Prepared Date: 03/11/26

Community Action Partnership of Kern (CAPK)

Check register

Company name:	Community Action Partnership of Kern (CAPK)
Report name:	Check register
Created on:	2/27/2026

Bank	Date	Vendor	Document no.	Amount
CBB - Operating Acct - Citizens Business Bank				
	1/6/2026	V05059--MARVIN LIMBENGCO	307348	100.00
	1/6/2026	V04786--VERONICA RAMOS	307399	23.80
	1/6/2026	V02996--DEPARTMENT OF HUMAN RESOURCES	307308	14,549.28
	1/6/2026	V00295--DEPARTMENT OF MOTOR VEHICLES	307315	27.00
	1/6/2026	V03099--ST. MICHAEL'S ANGLICAN PARISH RIDGECREST CA	307384	50.00
	1/6/2026	V03099--ST. MICHAEL'S ANGLICAN PARISH RIDGECREST CA	307383	180.00
	1/6/2026	V01920--JAMIE KELLY	307332	1,331.00
	1/6/2026	V01859--EQUITY MANAGEMENT SERVICES INC.	307322	1,350.00
	1/6/2026	V00596--LAMONT PUBLIC UTILITY DISTRICT	307337	736.70
	1/6/2026	V00251--COUNTY OF KERN GENERAL SERVICES, 3RD FLOOR	307306	8,457.95
	1/6/2026	V00617--LODI MEMORIAL HOSPITAL ASSOCIATION, INC.	307341	1,621.82
	1/6/2026	V04906--SPECTRUMVOIP, INC	307382	146.35
	1/6/2026	V04777--OILDALE MUTUAL WATER COMPANY	307357	372.95
	1/6/2026	V00295--DEPARTMENT OF MOTOR VEHICLES	307314	259.00
	1/6/2026	V00295--DEPARTMENT OF MOTOR VEHICLES	307313	247.00
	1/6/2026	V00948--SUPERIOR SANITATION SERVICE INC	307386	893.06
	1/6/2026	V04963--LYNDA WILSON	307343	750.00
	1/6/2026	V00295--DEPARTMENT OF MOTOR VEHICLES	307312	555.00
	1/6/2026	V00597--LAMONT SANITATION INC	307338	1,476.55
	1/6/2026	V05003--PAPERCUT PROPERTIES L.P.	307358	455.00
	1/6/2026	V00295--DEPARTMENT OF MOTOR VEHICLES	307311	425.00
	1/6/2026	V00799--PRICE DISPOSAL	307361	932.31
	1/6/2026	V04917--LUIS D ALAMILLO	307342	1,100.00
	1/6/2026	V03355--CHANTAL QUINO	307297	19.60
	1/6/2026	V03882--REGINA HINES	307366	78.40
	1/6/2026	V00599--LANGUAGE LINE SERVICES INC	307339	61.20
	1/6/2026	V03823--MELISSA DEWITT	307351	91.00
	1/6/2026	V03214--ALLIANCE OF INFORMATION AND REFERRAL SYSTEM	307286	585.00
	1/6/2026	V01049--WASTE MANAGEMENT OF SOUTHERN CALIFORNIA	307401	1,092.26
	1/6/2026	V03426--MAYRA GARCIA	307349	30.80
	1/6/2026	V03964--VANESSA MUNOZ	307398	27.30
	1/6/2026	V00252--COUNTY OF KERN PUBLIC WORKS	307307	35.64
	1/6/2026	V03564--CLAUDIA VALENCIA PRECIADO	307302	42.00
	1/6/2026	V03922--SARAH HODGES	307370	644.70
	1/6/2026	V00919--SPECTRUM	307377	206.25
	1/6/2026	V03430--SPECTRUM/CHARTER	307381	170.00
	1/6/2026	V00601--LASTAND, INC	307340	22.00
	1/6/2026	V03351--DOUBLE TREE HOTEL BAKERSFIELD	307318	296.26
	1/6/2026	V00907--SOCALGAS	307372	1,298.33
	1/6/2026	V03157--KERN ISLAND INVESTORS, GP	307336	490.37
	1/6/2026	V03059--T-MOBILE USA INC	307388	8,533.68
	1/6/2026	V03661--ISABEL URENA	307330	75.76
	1/6/2026	V00370--FEDEX	307323	261.24
	1/6/2026	V00919--SPECTRUM	307376	176.25
	1/6/2026	V03430--SPECTRUM/CHARTER	307380	254.00
	1/6/2026	V00949--SUPERIOR TECHNICAL SERVICES INC	307387	125.00
	1/6/2026	V04602--SEQUOIA PEST SOLUTIONS	307371	220.00
	1/6/2026	V03430--SPECTRUM/CHARTER	307379	220.00

Bank	Date	Vendor	Document no.	Amount
	1/6/2026	V00207--CINTAS CORPORATION #668	307299	815.72
	1/6/2026	V05043--GIL'S TRANSMISSION, INC	307327	4,407.94
	1/6/2026	V04824--A-1 PLUMBING SERVICE, INC.	307280	600.00
	1/6/2026	V01012--UNITED RENTALS INC	307393	638.93
	1/6/2026	V00229--COMCAST CORPORATION	307304	1,834.51
	1/6/2026	V03172--OFFICE1 LEASING	307356	851.84
	1/6/2026	V03172--OFFICE1 LEASING	307355	455.65
	1/6/2026	V03172--OFFICE1 LEASING	307354	1,264.93
	1/6/2026	V05019--MARIA REYES	307346	22.14
	1/6/2026	V04972--BIOMEDICAL WASTE DISPOSAL INC.	307293	184.00
	1/6/2026	V00015--ACCUCUT, LLC	307282	310.00
	1/6/2026	V00213--CITY OF MANTECA	307300	275.34
	1/6/2026	V00919--SPECTRUM	307375	226.24
	1/6/2026	V03430--SPECTRUM/CHARTER	307378	214.00
	1/6/2026	V00389--FLYERS ENERGY LLC	307325	529.56
	1/6/2026	V03172--OFFICE1 LEASING	307353	454.93
	1/6/2026	V02949--KERN COUNTY SUPERINTENDENT OF SCHOOLS	307335	8,889.00
	1/6/2026	V04586--DFT HOTELS, INC.	307316	1,626.48
	1/6/2026	V00229--COMCAST CORPORATION	307303	249.06
	1/6/2026	V04172--US POSTAL SERVICE	307394	1,170.00
	1/6/2026	V00295--DEPARTMENT OF MOTOR VEHICLES	307310	283.00
	1/6/2026	V00295--DEPARTMENT OF MOTOR VEHICLES	307309	283.00
	1/6/2026	V00914--SOUTHERN CALIFORNIA EDISON	307373	2,431.79
	1/6/2026	V00917--SOUTHWEST GAS CORPORATION	307374	19.66
	1/6/2026	V00094--AT&T	307291	2,452.66
	1/6/2026	V00801--PRODUCERS DAIRY FOODS INC	307362	5,691.66
	1/6/2026	V03314--VESTIS GROUP, INC	307400	226.14
	1/6/2026	V04090--ALEJANDRA VERDUZCO	307284	30.10
	1/6/2026	V03358--REBECCA ROCHA	307365	25.20
	1/6/2026	V04939--MARLENE VERDUZCO	307347	16.80
	1/6/2026	V05016--JAMES OSBORNE	307331	23.80
	1/6/2026	V03474--ALICIA GAMINO	307285	11.20
	1/6/2026	V03360--TERESA LARA	307389	107.80
	1/6/2026	V03354--TOMASA JARA	307391	87.50
	1/6/2026	V00787--PG&E	307359	45,681.86
	1/6/2026	V03172--OFFICE1 LEASING	307352	231.83
	1/6/2026	V00173--THRIVING FAMILIES CA FOUNDATION	307390	2,350.00
	1/6/2026	V04925--EMTS, INC	307321	7,181.00
	1/6/2026	V01022--VALLEY PROPANE SERVICE	307397	196.52
	1/6/2026	V02777--MARIA ALICIA HUIZAR	307344	102.65
	1/6/2026	V04863--ALMA THE LIGHTHOUSE INC	307287	930.00
	1/6/2026	V03192--ROBERT D. STANE - AMERICAN TERMITE SOLUTIONS	307368	685.00
	1/6/2026	V04866--EAST HILLS ASSOCIATES LP	307319	392.00
	1/6/2026	V01022--VALLEY PROPANE SERVICE	307396	386.06
	1/6/2026	V00806--PROTECTION 1/ADT	307363	361.95
	1/6/2026	V01022--VALLEY PROPANE SERVICE	307395	295.80
	1/6/2026	V05041--ELVIA VALDIVIA	307320	276.00
	1/6/2026	V03045--ACCES	307281	2,250.00
	1/6/2026	V00926--STANDARD PLUMBING SUPPLY COMPANY, INC	307385	109.86
	1/6/2026	V05013--CLARISSA MENDOZA	307301	74.70
	1/6/2026	V03114--FS FORTIETH STREET LP	307326	570.50
	1/6/2026	V00846--ROUTE 66 BROADBAND LLC	307369	218.13
	1/6/2026	V03459--AIDE AVELAR	307283	120.40
	1/6/2026	V04135--RENEE LARUE	307367	42.00
	1/6/2026	V04136--MARIA OJEDA	307345	16.80

Bank	Date	Vendor	Document no.	Amount
	1/6/2026	V00091--AT&T	307290	15.63
	1/6/2026	P02954A--CLAUDIA ALEJANDRA MONTES GUDINO	307277	873.28
	1/6/2026	P02967--YOLANDA CASTRO	307279	835.69
	1/6/2026	V00155--CALIFORNIA COMMUNITY ECONOMIC DEVELOPMENT	307294	500.00
	1/6/2026	V03217--KARADANIS SURVIVORS TRUST	307333	608.00
	1/6/2026	V04938--PINNACLE RECRUITING SERVICES LLC	307360	11,872.99
	1/6/2026	V00374--FERGUSON ENTERPRISES INC #1350	307324	645.20
	1/6/2026	V00169--CALIFORNIA WATER SERVICE	307295	3,758.25
	1/6/2026	V04736--CASA ESPERANZA TRANSITIONAL HOME FOR WOME	307296	1,250.00
	1/6/2026	V00681--MB APPRAISALS, INC.	307350	2,250.00
	1/6/2026	V01003--TRES HOMBRES FENCE COMPANY	307392	325.00
	1/6/2026	V00103--BAKERSFIELD FALSE ALARM RECOVERY PROGRAM	307292	15.00
	1/6/2026	V03238--ALPHA OMEGA SHUTTERS INSTALLATIONS	307288	2,134.69
	1/6/2026	V00417--GOLDEN BEAR FIRE EQUIPMENT, INC.	307328	668.52
	1/6/2026	V00565--KERN COMMUNITY COLLEGE DISTRICT	307334	41,700.68
	1/6/2026	V00458--HOME DEPOT COMMERCIAL CREDIT	307329	6,408.76
	1/6/2026	V00206--CHRISTOPHER PERCIVAL	307298	1,964.52
	1/6/2026	V00092--AT&T	307289	4,368.92
	1/6/2026	V05054--COMPUTERWILD, INC.	307305	583.52
	1/6/2026	V05035--QUALTRICS INTERNATIONAL, INC.	307364	216.00
	1/6/2026	P01754--VERONICA L ESCOBAR	307278	6,627.19
	1/6/2026	V04052--DIABLO FENCE COMPANY	307317	14,569.00
	1/6/2026	V04516--ZIP APPLIANCE REPAIR & SERVICE LLC	307402	359.65
	1/6/2026	V03263--FLOWERS BAKERIES SALES OF SOCAL, LLC	122234140013927	86.00
	1/6/2026	V03096--PUBLIC AGENCY COALITION ENTERPRISE	122234140013926	990,444.78
	1/6/2026	V03848--NAYELI ARAMBULA	122234140013925	16.80
	1/6/2026	V04761--MIJOY STEPHENS	122234140013924	750.00
	1/6/2026	V03255--CYNTHIA BORJON-COSBY	122234140013923	4,500.00
	1/6/2026	V00226--RLH FIRE PROTECTION, INC.	122234140013922	1,023.00
	1/6/2026	V03359--RACHEL LECKKIRK	122234140013921	47.60
	1/6/2026	V00704--MISSION LINEN SUPPLY	122234140013920	723.02
	1/6/2026	V03174--OFFICE IMAGING, INC	122234140013919	25.72
	1/6/2026	V00704--MISSION LINEN SUPPLY	122234140013918	1,244.76
	1/6/2026	V00704--MISSION LINEN SUPPLY	122234140013917	943.31
	1/6/2026	V00005--A-1 BATTERY COMPANY	122234140013916	192.79
	1/6/2026	V00704--MISSION LINEN SUPPLY	122234140013915	70.88
	1/6/2026	V04139--CUSTOMIZED CUSTODIAL - CCS ACQUISITION LLC	122234140013914	26,620.00
	1/6/2026	V03328--Hometown Plumbing	122234140013913	135.00
	1/6/2026	V03174--OFFICE IMAGING, INC	122234140013912	109.80
	1/6/2026	V00226--RLH FIRE PROTECTION, INC.	122234140013911	311.00
	1/6/2026	V00744--ODP BUSINESS SOLUTIONS LLC	122234140013910	617.01
	1/6/2026	V03174--OFFICE IMAGING, INC	122234140013909	30.76
	1/6/2026	V01033--VERNON SORENSON MD INC	122234140013908	25.00
	1/6/2026	V00744--ODP BUSINESS SOLUTIONS LLC	122234140013907	617.01
	1/6/2026	V00744--ODP BUSINESS SOLUTIONS LLC	122234140013906	223.85
	1/6/2026	V03174--OFFICE IMAGING, INC	122234140013905	2,566.59
	1/6/2026	V03174--OFFICE IMAGING, INC	122234140013904	968.65
	1/6/2026	V03174--OFFICE IMAGING, INC	122234140013903	575.13
	1/6/2026	V03174--OFFICE IMAGING, INC	122234140013902	99.05
	1/6/2026	V03174--OFFICE IMAGING, INC	122234140013901	217.07
	1/6/2026	V03084--SUNRISE GARDENING SERVICE, LLC	122234140013900	7,080.00
	1/6/2026	V00744--ODP BUSINESS SOLUTIONS LLC	122234140013899	459.93
	1/6/2026	V00704--MISSION LINEN SUPPLY	122234140013898	1,306.87
	1/6/2026	V00704--MISSION LINEN SUPPLY	122234140013897	858.04
	1/6/2026	V00704--MISSION LINEN SUPPLY	122234140013896	70.35

Bank	Date	Vendor	Document no.	Amount
	1/6/2026	V00704--MISSION LINEN SUPPLY	122234140013895	10.50
	1/6/2026	V03175--RACE TELECOMMUNICATIONS INC	122234140013894	238.69
	1/6/2026	V03174--OFFICE IMAGING, INC	122234140013893	704.92
	1/6/2026	V03174--OFFICE IMAGING, INC	122234140013892	431.29
	1/6/2026	V03174--OFFICE IMAGING, INC	122234140013891	318.78
	1/6/2026	V03174--OFFICE IMAGING, INC	122234140013890	285.64
	1/6/2026	V03174--OFFICE IMAGING, INC	122234140013889	138.73
	1/6/2026	V03174--OFFICE IMAGING, INC	122234140013888	55.37
	1/6/2026	V03174--OFFICE IMAGING, INC	122234140013887	65.28
	1/6/2026	V03328--Hometown Plumbing	122234140013886	1,785.00
	1/6/2026	V03174--OFFICE IMAGING, INC	122234140013885	225.93
	1/6/2026	V00358--EXACT STAFF, INC	122234140013884	1,400.00
	1/6/2026	V03159--JOHN REY	122234140013883	162.09
	1/6/2026	V00820--RAYMOND'S TROPHY AWARDS	122234140013882	41.41
	1/6/2026	V04575--LOWE'S COMPANIES, INC.	122234140013881	767.21
	1/6/2026	V00384--FIVE9 INC	122234140013880	3,717.10
	1/6/2026	V00284--DELK PEST CONTROL	122234140013879	810.00
	1/6/2026	V00226--RLH FIRE PROTECTION, INC.	122234140013878	131.00
	1/6/2026	V00697--MICROSOFT CORPORATION	122234140013877	228.00
	1/6/2026	V00697--MICROSOFT CORPORATION	122234140013876	132.00
	1/6/2026	V00697--MICROSOFT CORPORATION	122234140013875	96.00
	1/6/2026	V00697--MICROSOFT CORPORATION	122234140013874	57.60
	1/6/2026	V00697--MICROSOFT CORPORATION	122234140013873	56.00
	1/6/2026	V00697--MICROSOFT CORPORATION	122234140013872	9.00
	1/6/2026	V00697--MICROSOFT CORPORATION	122234140013871	6,171.98
	1/6/2026	V04575--LOWE'S COMPANIES, INC.	122234140013870	4,939.79
	1/6/2026	V04575--LOWE'S COMPANIES, INC.	122234140013869	132.66
	1/6/2026	V03328--Hometown Plumbing	122234140013868	190.00
	1/6/2026	V00951--SYSCO FOOD SERVICES OF VENTURA INC	122234140013867	58,632.44
	1/6/2026	V03186--BLUETRITON BRANDS INC	122234140013866	41.12
	1/6/2026	V00711--MOLLY & BRUCE BUSACCA INC	122234140013865	89.00
	1/6/2026	V00683--MCWILLIAMS & WALDEN INC	122234140013864	196.08
	1/6/2026	V04139--CUSTOMIZED CUSTODIAL - CCS ACQUISITION LLC	122234140013863	57.57
	1/6/2026	V03328--Hometown Plumbing	122234140013862	405.00
	1/6/2026	V03328--Hometown Plumbing	122234140013861	135.00
	1/6/2026	V03228--IMPERIAL BAG & PAPER CO, LLC	122234140013860	313.47
	1/6/2026	V03392--Unum Insurance Company	122234140013859	31,858.17
	1/6/2026	V00967--THE BAKERSFIELD CALIFORNIAN	122234140013858	1,567.32
	1/6/2026	V00937--STINSON STATIONERS	122234140013857	59.00
	1/6/2026	V00704--MISSION LINEN SUPPLY	122234140013856	1,446.87
	1/6/2026	V00704--MISSION LINEN SUPPLY	122234140013855	912.21
	1/6/2026	V00704--MISSION LINEN SUPPLY	122234140013854	772.94
	1/6/2026	V00704--MISSION LINEN SUPPLY	122234140013853	380.00
	1/6/2026	V00704--MISSION LINEN SUPPLY	122234140013852	333.26
	1/6/2026	V04827--SAUL M CEDENO DBA MR CLEAN AUTO DETAILING	122234140013851	1,450.00
	1/6/2026	V04678--GRUPE HUBER COMPANY	122234140013850	4,257.30
	1/6/2026	V03328--Hometown Plumbing	122234140013849	135.00
	1/6/2026	V03205--CLARK PEST CONTROL OF STOCKTON, INC	122234140013848	100.00
	1/6/2026	V00979--THE MARCOM GROUP, INC.	122234140013847	95.00
	1/6/2026	V00979--THE MARCOM GROUP, INC.	122234140013846	95.00
	1/6/2026	V03328--Hometown Plumbing	122234140013845	135.00
	1/6/2026	V03205--CLARK PEST CONTROL OF STOCKTON, INC	122234140013844	286.00
	1/6/2026	V03205--CLARK PEST CONTROL OF STOCKTON, INC	122234140013843	155.00
	1/6/2026	V03205--CLARK PEST CONTROL OF STOCKTON, INC	122234140013842	129.00
	1/6/2026	V00198--CHEVRON AND TEXACO BUSINESS CARD SERVICES	122234140013841	2,242.33

Bank	Date	Vendor	Document no.	Amount
	1/6/2026	V03205--CLARK PEST CONTROL OF STOCKTON, INC	122234140013840	64.00
	1/6/2026	V03186--BLUETRITON BRANDS INC	122234140013839	138.13
	1/6/2026	V03006--GRACE COMMUNITY CHURCH	122234140013838	1,714.18
	1/6/2026	V02330--JEREMY T TOBIAS	122234140013837	75.00
	1/6/2026	V00905--SMART & FINAL	122234140013836	927.85
	1/6/2026	V00358--EXACT STAFF, INC	122234140013835	2,072.00
	1/6/2026	V03186--BLUETRITON BRANDS INC	122234140013834	94.91
	1/6/2026	V03186--BLUETRITON BRANDS INC	122234140013833	85.29
	1/6/2026	V03186--BLUETRITON BRANDS INC	122234140013832	40.74
	1/6/2026	V03186--BLUETRITON BRANDS INC	122234140013831	38.78
	1/6/2026	V03186--BLUETRITON BRANDS INC	122234140013830	9.73
	1/6/2026	V00402--FRONTIER COMMUNICATIONS HOLDINGS LLC	122234140013829	103.90
	1/6/2026	V03641--GLORIA BARBERO	122234140013828	422.80
	1/6/2026	V03328--Hometown Plumbing	122234140013827	135.00
	1/6/2026	V04884--PAUL V BRIANO III	122234140013826	635.00
	1/6/2026	V03741--LILIANA GONZALEZ GABRIEL	122234140013825	185.00
	1/6/2026	V03328--Hometown Plumbing	122234140013824	385.00
	1/6/2026	V03328--Hometown Plumbing	122234140013823	365.00
	1/6/2026	V03328--Hometown Plumbing	122234140013822	235.00
	1/6/2026	V03328--Hometown Plumbing	122234140013821	198.00
	1/6/2026	V03328--Hometown Plumbing	122234140013820	135.00
	1/6/2026	V03328--Hometown Plumbing	122234140013819	135.00
	1/6/2026	V00997--TRAFFIC MANAGEMENT, INC.	122234140013818	108.25
	1/6/2026	V00812--QUADIENT FINANCE USA INC	122234140013817	36.00
	1/6/2026	V00794--PLC SYSTEM SERVICES LLC	122234140013816	270.00
	1/6/2026	V00595--LAMONT GENERAL STORE	122234140013815	25.97
	1/6/2026	V00182--CDW LLC	122234140013814	16,756.71
	1/6/2026	V00004--4IMPRINT INC AKA NELSON MARKETING	122234140013813	1,065.66
	1/6/2026	V03328--Hometown Plumbing	122234140013812	155.00
	1/6/2026	V00087--ARVIN COMMUNITY SERVICE DISTRICT	122234140013811	364.49
	1/6/2026	V00321--ECOLAB FOOD SAFETY SPECIALTIES	122234140013810	463.02
	1/6/2026	V00402--FRONTIER COMMUNICATIONS HOLDINGS LLC	122234140013809	349.22
	1/6/2026	V00683--MCWILLIAMS & WALDEN INC	122234140013808	549.77
	1/6/2026	V00794--PLC SYSTEM SERVICES LLC	122234140013807	360.00
	1/6/2026	V00794--PLC SYSTEM SERVICES LLC	122234140013806	570.00
	1/6/2026	V00874--SAVE MART SUPERMARKETS	122234140013805	2,040.03
	1/6/2026	V04575--LOWE'S COMPANIES, INC.	122234140013804	310.63
	1/6/2026	V03756--LORRAINE PALOMO	122234140013803	30.80
	1/6/2026	V03328--Hometown Plumbing	122234140013802	197.00
	1/6/2026	V00257--CREATIVE FINANCIAL STAFFING LLC	122234140013801	1,889.23
	1/6/2026	V00004--4IMPRINT INC AKA NELSON MARKETING	122234140013800	2,768.03
	1/6/2026	V04575--LOWE'S COMPANIES, INC.	122234140013799	89.87
	1/6/2026	V03326--CLEMMER AND COMPANY	122234140013798	518.00
	1/6/2026	V03326--CLEMMER AND COMPANY	122234140013797	990.00
	1/6/2026	V04820--RUPINDER GILL	122234140013796	2,295.00
	1/6/2026	V00029--ADVANCED DATA STORAGE, INC	122234140013795	290.40
	1/6/2026	V04575--LOWE'S COMPANIES, INC.	122234140013794	51.77
	1/6/2026	V00224--CLASSIC CHARTER INC	122234140013793	2,409.00
	1/6/2026	V04575--LOWE'S COMPANIES, INC.	122234140013792	41.11
	1/6/2026	V04575--LOWE'S COMPANIES, INC.	122234140013791	41.11
	1/6/2026	V03326--CLEMMER AND COMPANY	122234140013790	2,850.00
	1/6/2026	V04459--SPECIALTY TRIM AND AWNING INC	122234140013789	400.25
	1/6/2026	V04556--SPRITE HEALTH, INC.	122234140013788	8,414.93
	1/6/2026	V04575--LOWE'S COMPANIES, INC.	122234140013787	2,925.66
	1/6/2026	V00128--BRADY INDUSTRIES OF CALIFORNIA, LLC, A BRADY	122234140013786	10,788.15

Bank	Date	Vendor	Document no.	Amount
	1/6/2026	V00697--MICROSOFT CORPORATION	122234140013785	585.29
	1/6/2026	V03328--Hometown Plumbing	122234140013784	235.00
	1/6/2026	V04575--LOWE'S COMPANIES, INC.	122234140013783	2.55
	1/6/2026	V04575--LOWE'S COMPANIES, INC.	122234140013782	104.54
	1/6/2026	V00306--DISCOUNT SCHOOL SUPPLY	122234140013781	325.72
	1/6/2026	V00683--MCWILLIAMS & WALDEN INC	122234140013780	147.39
	1/6/2026	V00306--DISCOUNT SCHOOL SUPPLY	122234140013779	164.50
	1/6/2026	V03186--BLUETRITON BRANDS INC	122234140013778	162.76
	1/6/2026	V00920--SSD ALARM, INC	122234140013777	424.33
	1/6/2026	V03328--Hometown Plumbing	122234140013776	225.00
	1/6/2026	V00306--DISCOUNT SCHOOL SUPPLY	122234140013775	80.51
	1/6/2026	V00306--DISCOUNT SCHOOL SUPPLY	122234140013774	10.83
	1/6/2026	V00060--AN ICON COMPANY, LLC - PRINTDIRTCHEAP	122234140013773	1,085.11
	1/6/2026	V00559--KAPLAN EARLY LEARNING CO	122234140013772	98.01
	1/6/2026	V03263--FLOWERS BAKERIES SALES OF SOCAL, LLC	122234140013771	27.52
	1/6/2026	V03234--TEACHSTONE, INC	122234140013770	2,590.00
	1/6/2026	V03228--IMPERIAL BAG & PAPER CO, LLC	122234140013769	256.45
	1/6/2026	V03191--VAL-PRO, INC	122234140013768	4,067.85
	1/6/2026	V00257--CREATIVE FINANCIAL STAFFING LLC	122234140013767	4,831.16
	1/6/2026	P02322--MARGARITA BUSTAMANTE DE FELIX	122234140013766	4,692.58
	1/6/2026	V04970--CHERISE N LOPEZ	122234140013765	34.30
	1/6/2026	V04718--HARC, INC.	122234140013764	8,628.54
	1/6/2026	V04036--NANCY COSTA	122234140013763	159.60
	1/6/2026	V00961--TEL TEC SECURITY SYSTEMS INC	122234140013762	675.00
	1/6/2026	V00260--CROWN EQUIPMENT CORPORATION	122234140013761	395.00
	1/6/2026	V04180--DIESEL DIRECT LLC	122234140013760	2,949.75
	1/6/2026	V00584--KLEIN DE NATALE GOLDNER COOPER ROSENLIEB & I	122234140013759	214.65
	1/6/2026	V00584--KLEIN DE NATALE GOLDNER COOPER ROSENLIEB & I	122234140013758	2,057.40
	1/6/2026	V00584--KLEIN DE NATALE GOLDNER COOPER ROSENLIEB & I	122234140013757	1,773.45
	1/6/2026	V01044--W W GRAINGER INC	122234140013756	832.45
	1/6/2026	V00584--KLEIN DE NATALE GOLDNER COOPER ROSENLIEB & I	122234140013755	1,180.35
	1/6/2026	V00584--KLEIN DE NATALE GOLDNER COOPER ROSENLIEB & I	122234140013754	5,250.00
	1/6/2026	V00257--CREATIVE FINANCIAL STAFFING LLC	122234140013753	4,827.80
	1/6/2026	V03326--CLEMMER AND COMPANY	122234140013752	4,785.00
	1/6/2026	V03326--CLEMMER AND COMPANY	122234140013751	1,595.00
	1/6/2026	V03316--YESENIA MONTOYA	122234140013750	7,500.00
	1/6/2026	V04139--CUSTOMIZED CUSTODIAL - CCS ACQUISITION LLC	122234140013749	674.81
	1/6/2026	V04139--CUSTOMIZED CUSTODIAL - CCS ACQUISITION LLC	122234140013748	258.97
	1/6/2026	V04139--CUSTOMIZED CUSTODIAL - CCS ACQUISITION LLC	122234140013747	57.57
	1/6/2026	V04139--CUSTOMIZED CUSTODIAL - CCS ACQUISITION LLC	122234140013746	1,290.39
	1/6/2026	V03852--NICOLE NINO	122234140013745	185.00
	1/6/2026	V03879--RASHI STROTHER	122234140013744	185.00
	1/6/2026	V04690--SAGASER WATKINS & WIELAND PC	122234140013743	1,248.00
	1/6/2026	V00794--PLC SYSTEM SERVICES LLC	122234140013742	810.00
	1/6/2026	V00049--AMAZON CAPITAL SERVICES, INC	122234140013741	19,329.14
	1/6/2026	V04051--NFP EXECUTIVE BENEFITS	122234140013740	1,882.50
	1/6/2026	V00928--STAPLES CONTRACT & COMMERICAL, INC	122234140013739	509.81
	1/6/2026	P01754--VERONICA L ESCOBAR	Voided - 306338	-6,627.19
	1/7/2026	V04986--KARINA HERNANDEZ GALVAN	307404	1,703.25
	1/7/2026	V03440--LUZVIMINDA ADAMS	307406	1,330.24
	1/7/2026	V03440--LUZVIMINDA ADAMS	307405	8,324.37
	1/7/2026	V05070--ADA EVELIA HARPSTER	307403	1,037.68
	1/7/2026	V05068--MELVIN CRAIG HARRIS	307407	1,122.41
	1/7/2026	V04874--SARINA NAOMI BANTA	122234140013928	1,470.00
	1/9/2026	V05078--ALFREDO LOPEZ VILLALOBOS	307408	1,251.95

Bank	Date	Vendor	Document no.	Amount
	1/9/2026	V04161--LORENA ORTIZ IBARRA	307409	1,742.86
	1/13/2026	V04653--MARITZA CAMACHO	307467	87.50
	1/13/2026	V05084--MYRA ALVA	307410	1,139.96
	1/13/2026	V03061--CONSTANT CONTACT INC	307443	1,999.20
	1/13/2026	V03314--VESTIS GROUP, INC	307518	150.76
	1/13/2026	V00601--LASTAND, INC	307460	22.00
	1/13/2026	V02479--RONALD SHELAN	307491	255.00
	1/13/2026	V02479--RONALD SHELAN	307490	180.00
	1/13/2026	V01009--ULINE	307514	2,049.02
	1/13/2026	V00207--CINTAS CORPORATION #668	307434	356.88
	1/13/2026	V03430--SPECTRUM/CHARTER	307511	63.23
	1/13/2026	V03430--SPECTRUM/CHARTER	307510	145.00
	1/13/2026	V03430--SPECTRUM/CHARTER	307509	150.00
	1/13/2026	V03430--SPECTRUM/CHARTER	307508	170.00
	1/13/2026	V00801--PRODUCERS DAIRY FOODS INC	307488	3,762.09
	1/13/2026	V05054--COMPUTERWILD, INC.	307442	348.54
	1/13/2026	V00215--CITY OF SHAFTER	307440	4.00
	1/13/2026	V00192--CHARLIE'S DAY & NITE, INC.	307432	8.18
	1/13/2026	V03936--STEPHANIE PEREZ	307512	65.00
	1/13/2026	V03794--MARIBEL LUBEN	307466	70.00
	1/13/2026	V05061--NORMA HERNANDEZ	307476	2,655.00
	1/13/2026	V00787--PG&E	307486	7,484.81
	1/13/2026	V04519--ROTARY CLUB OF BAKERSFIELD WEST	307492	400.00
	1/13/2026	V03522--AVERY COX	307423	95.20
	1/13/2026	V00035--ALAMO ALARM CO INC	307413	203.50
	1/13/2026	V03430--SPECTRUM/CHARTER	307507	1,219.00
	1/13/2026	V03430--SPECTRUM/CHARTER	307506	256.00
	1/13/2026	V03430--SPECTRUM/CHARTER	307505	214.00
	1/13/2026	V03430--SPECTRUM/CHARTER	307504	214.00
	1/13/2026	V03430--SPECTRUM/CHARTER	307503	214.00
	1/13/2026	V03430--SPECTRUM/CHARTER	307502	214.00
	1/13/2026	V03430--SPECTRUM/CHARTER	307501	170.00
	1/13/2026	V04784--ALICE SANDERS	307414	65.00
	1/13/2026	V00220--CITY OF WASCO	307441	571.68
	1/13/2026	V00091--AT&T	307422	26.74
	1/13/2026	V00091--AT&T	307421	25.73
	1/13/2026	V00154--CALIFORNIA COMMUNITY ACTION PARTNERSHIP AS	307428	8,236.00
	1/13/2026	V03367--VALERIE CAMACHO	307516	476.00
	1/13/2026	V03840--NALLELY SANCHEZ	307470	93.80
	1/13/2026	V03459--AIDE AVELAR	307412	163.80
	1/13/2026	V03453--ADILENE NAVA	307411	200.20
	1/13/2026	V03440--LUZVIMINDA ADAMS	307464	178.50
	1/13/2026	V03774--MARIA CONTRERAS	307465	200.00
	1/13/2026	V03810--MARTHA ORDUNA	307468	56.70
	1/13/2026	V03614--ERIKA SALAZAR	307447	186.20
	1/13/2026	V03745--LISA MORENO	307463	63.00
	1/13/2026	V03740--Liliana Altamirano	307462	182.00
	1/13/2026	V04396--SANDRA MEJIA ESPARZA	307494	431.20
	1/13/2026	V04095--KATERINA GONZALEZ-ROSARIO	307458	122.50
	1/13/2026	V04094--ANA MARTINEZ	307417	81.90
	1/13/2026	V04159--Estela Corrales	307448	162.40
	1/13/2026	V00389--FLYERS ENERGY LLC	307452	415.83
	1/13/2026	V02944--ESTHER REYES-GARZA	307449	80.50
	1/13/2026	V03396--MICHELLE OLIVEROS	307469	65.10
	1/13/2026	V03403--VALERIA VALDEZ LOPEZ	307515	108.50

Bank	Date	Vendor	Document no.	Amount
	1/13/2026	V03386--JAZMIN LEON	307457	189.00
	1/13/2026	V03368--KENDRA COBB	307459	17.50
	1/13/2026	V00215--CITY OF SHAFTER	307439	310.26
	1/13/2026	V00215--CITY OF SHAFTER	307438	250.72
	1/13/2026	V00215--CITY OF SHAFTER	307437	106.86
	1/13/2026	V00215--CITY OF SHAFTER	307436	67.08
	1/13/2026	V03172--OFFICE1 LEASING	307484	361.93
	1/13/2026	V03172--OFFICE1 LEASING	307483	395.61
	1/13/2026	V03172--OFFICE1 LEASING	307482	651.95
	1/13/2026	V04516--ZIP APPLIANCE REPAIR & SERVICE LLC	307520	500.00
	1/13/2026	V03172--OFFICE1 LEASING	307481	186.82
	1/13/2026	V00370--FEDEX	307450	31.34
	1/13/2026	V00728--NEEDLES PUBLIC UTILITY AUTHORITY	307473	70.87
	1/13/2026	V04093--AT&T	307420	93.11
	1/13/2026	V04938--PINNACLE RECRUITING SERVICES LLC	307487	3,641.89
	1/13/2026	V00919--SPECTRUM	307498	166.25
	1/13/2026	V00914--SOUTHERN CALIFORNIA EDISON	307496	2,690.45
	1/13/2026	V03172--OFFICE1 LEASING	307480	216.05
	1/13/2026	V00114--BERKSHIRE HATHAWAY HOMESTATE CO	307424	118,282.40
	1/13/2026	V03172--OFFICE1 LEASING	307479	1,933.40
	1/13/2026	V03172--OFFICE1 LEASING	307478	285.14
	1/13/2026	V00919--SPECTRUM	307497	346.25
	1/13/2026	V00611--LEVEL 3 FINANCING INC	307461	51.80
	1/13/2026	V03172--OFFICE1 LEASING	307477	273.57
	1/13/2026	V00206--CHRISTOPHER PERCIVAL	307433	778.83
	1/13/2026	V00169--CALIFORNIA WATER SERVICE	307429	1,216.60
	1/13/2026	V00092--AT&T	307419	450.78
	1/13/2026	V00723--NATIONAL COMMUNITY ACTION FOUNDATION	307471	1,000.00
	1/13/2026	V00149--CAL FOODS LOGISTICS	307427	51,897.60
	1/13/2026	V00952--THOMAS D. DRULIAS	307513	3,500.00
	1/13/2026	V00912--SOUTH TULARE RICHGROVE REFUSE INC	307495	492.67
	1/13/2026	V00858--SAN JOAQUIN COUNTY	307493	250.00
	1/13/2026	V00212--CITY OF DELANO	307435	155.18
	1/13/2026	V04971--NISSAN NORTH AMERICA, INC.	307475	640.13
	1/13/2026	V03114--FS FORTIETH STREET LP	307453	608.50
	1/13/2026	V04960--ISAAC IRELAND	307455	500.00
	1/13/2026	V00255--COVERALL NORTH AMERICA INC	307444	1,025.00
	1/13/2026	V00806--PROTECTION 1/ADT	307489	76.00
	1/13/2026	V03356--CYNTHIA RODRIGUEZ	307445	280.70
	1/13/2026	V00374--FERGUSON ENTERPRISES INC #1350	307451	93.19
	1/13/2026	V03846--NATIVIDAD VALDOVINOS GUTIERREZ	307472	350.00
	1/13/2026	V03989--YVONNE SALDANA	307519	140.00
	1/13/2026	V03959--VANESSA ENCISO	307517	65.00
	1/13/2026	V04239--ASHLEY BOWMAN	307418	100.00
	1/13/2026	V04215--ALYSIA GARCIA	307416	102.65
	1/13/2026	V04859--BETA PROPERTY INVESTMENTS, LLC	307426	674.50
	1/13/2026	V03430--SPECTRUM/CHARTER	307500	63.23
	1/13/2026	V04868--ELBA J HERNANDEZ	307446	1,100.00
	1/13/2026	V04859--BETA PROPERTY INVESTMENTS, LLC	307425	612.00
	1/13/2026	V04757--JAIME VALLES DBA DWARE PROPERTY	307456	425.00
	1/13/2026	V05038--CENTRAL VALLEY PROPERTY ADVISORS	307430	2,150.00
	1/13/2026	V03022--NEXTSTAR INC	307474	1,750.00
	1/13/2026	V03430--SPECTRUM/CHARTER	307499	256.00
	1/13/2026	V04774--CERTIFIED HVAC INCORPORATED	307431	598.62
	1/13/2026	V04949--ALLY FINANCIAL	307415	1,997.78

Bank	Date	Vendor	Document no.	Amount
	1/13/2026	V04802--PAYSTAND, INC.	307485	1,000.00
	1/13/2026	V00458--HOME DEPOT COMMERCIAL CREDIT	307454	4,662.05
	1/13/2026	V00049--AMAZON CAPITAL SERVICES, INC	122234140014110	15,956.06
	1/13/2026	V01062--WESTED	122234140014109	619.00
	1/13/2026	V00951--SYSCO FOOD SERVICES OF VENTURA INC	122234140014108	20,397.39
	1/13/2026	V00321--ECOLAB FOOD SAFETY SPECIALTIES	122234140014107	192.38
	1/13/2026	V00286--DELL TECHNOLOGIES, INC.	122234140014106	13,560.19
	1/13/2026	V00017--ACTION GLASS INC	122234140014105	1,458.47
	1/13/2026	V03174--OFFICE IMAGING, INC	122234140014104	149.16
	1/13/2026	V00265--CWP CALIFORNIA CORP	122234140014103	9.00
	1/13/2026	V00937--STINSON STATIONERS	122234140014102	987.09
	1/13/2026	V00992--TOKAY PRESS INC	122234140014101	533.60
	1/13/2026	V03174--OFFICE IMAGING, INC	122234140014100	43.21
	1/13/2026	V00704--MISSION LINEN SUPPLY	122234140014099	77.23
	1/13/2026	V00704--MISSION LINEN SUPPLY	122234140014098	970.57
	1/13/2026	V00704--MISSION LINEN SUPPLY	122234140014097	1,563.16
	1/13/2026	V00704--MISSION LINEN SUPPLY	122234140014096	3,444.49
	1/13/2026	V03898--ROSA RABAGO	122234140014095	102.65
	1/13/2026	V01033--VERNON SORENSON MD INC	122234140014094	2,681.00
	1/13/2026	V03174--OFFICE IMAGING, INC	122234140014093	23.38
	1/13/2026	V03174--OFFICE IMAGING, INC	122234140014092	26.00
	1/13/2026	V00683--MCWILLIAMS & WALDEN INC	122234140014091	119.81
	1/13/2026	V00683--MCWILLIAMS & WALDEN INC	122234140014090	781.95
	1/13/2026	V03174--OFFICE IMAGING, INC	122234140014089	80.67
	1/13/2026	V00874--SAVE MART SUPERMARKETS	122234140014088	895.00
	1/13/2026	V03174--OFFICE IMAGING, INC	122234140014087	62.65
	1/13/2026	V03174--OFFICE IMAGING, INC	122234140014086	104.21
	1/13/2026	V03174--OFFICE IMAGING, INC	122234140014085	117.23
	1/13/2026	V03174--OFFICE IMAGING, INC	122234140014084	982.53
	1/13/2026	V01032--VERIZON WIRELESS	122234140014083	224.24
	1/13/2026	V00402--FRONTIER COMMUNICATIONS HOLDINGS LLC	122234140014082	895.44
	1/13/2026	V00744--ODP BUSINESS SOLUTIONS LLC	122234140014081	24.98
	1/13/2026	V00744--ODP BUSINESS SOLUTIONS LLC	122234140014080	71.98
	1/13/2026	V00744--ODP BUSINESS SOLUTIONS LLC	122234140014079	1,835.36
	1/13/2026	V04827--SAUL M CEDENO DBA MR CLEAN AUTO DETAILING	122234140014078	1,185.00
	1/13/2026	V00226--RLH FIRE PROTECTION, INC.	122234140014077	435.00
	1/13/2026	V01064--WIPFLI LLP	122234140014076	320.00
	1/13/2026	V03290--PLANTS FOR YOUR SOLIE	122234140014075	200.00
	1/13/2026	V00043--ALLIED UNIVERSAL SECURITY SERVICES	122234140014074	79,155.89
	1/13/2026	V03328--Hometown Plumbing	122234140014073	135.00
	1/13/2026	V03239--AMAROK, LLC	122234140014072	4,199.51
	1/13/2026	V00402--FRONTIER COMMUNICATIONS HOLDINGS LLC	122234140014071	83.21
	1/13/2026	V00384--FIVE9 INC	122234140014070	5,822.99
	1/13/2026	V00384--FIVE9 INC	122234140014069	3,274.98
	1/13/2026	V00349--ERIE CUSTOM COMPUTER APPLICATIONS	122234140014068	2,940.00
	1/13/2026	V00057--AMERICAN REFUSE, INC.	122234140014067	631.39
	1/13/2026	V04575--LOWE'S COMPANIES, INC.	122234140014066	41.11
	1/13/2026	V03583--DELORES PATRICIO	122234140014065	106.40
	1/13/2026	V03305--PAUL SKARPHOL	122234140014064	8,297.14
	1/13/2026	V00631--M AND S SECURITY SERVICES INC	122234140014063	270.00
	1/13/2026	V01020--VALLEY GARBAGE SERVICE	122234140014062	507.74
	1/13/2026	V04614--BRANDON NGUYEN	122234140014061	22.40
	1/13/2026	V00770--KERN PRINT SERVICES, INC	122234140014060	1,156.94
	1/13/2026	V00580--KERNVILLE UNION SCHOOL DISTRICT	122234140014059	10,177.37
	1/13/2026	V00559--KAPLAN EARLY LEARNING CO	122234140014058	204.10

Bank	Date	Vendor	Document no.	Amount
	1/13/2026	V00312--DONAHUE TRUCK CENTERS	122234140014057	4,306.30
	1/13/2026	V04525--BRENDA ORTIZ	122234140014056	104.30
	1/13/2026	V04363--MICHELLE A. RUIZ	122234140014055	63.70
	1/13/2026	V04240--ASHLEY MCALLISTER	122234140014054	56.70
	1/13/2026	V04096--JUANA CAMACHO	122234140014053	112.70
	1/13/2026	V04069--BOBBI CAMACHO	122234140014052	56.70
	1/13/2026	V04045--NATALIE BEATRIZ RODRIGUEZ	122234140014051	41.30
	1/13/2026	V04041--STEPHANIE CORONEL	122234140014050	124.60
	1/13/2026	V03925--SAVANNAH FLORES	122234140014049	170.10
	1/13/2026	V03867--PATRICIA ROBLES WESLEY	122234140014048	48.30
	1/13/2026	V03852--NICOLE NINO	122234140014047	95.20
	1/13/2026	V03849--NELLY MENDOZA	122234140014046	74.90
	1/13/2026	V03822--MELISSA DELA GARZA	122234140014045	63.00
	1/13/2026	V03645--GLORIANA TEIXEIRA	122234140014044	242.20
	1/13/2026	V03584--DENISE COOPER	122234140014043	127.40
	1/13/2026	V03493--ANDREA MARQUEZ	122234140014042	130.20
	1/13/2026	V03441--JANEY FELSOCI	122234140014041	172.20
	1/13/2026	V03439--MARY ANN MOONEY	122234140014040	52.50
	1/13/2026	V03438--LIZETTE BRAVO	122234140014039	119.70
	1/13/2026	V03437--LETISHA BROOKS	122234140014038	11.20
	1/13/2026	V03402--VERLINDA DENWITTY	122234140014037	74.20
	1/13/2026	V03398--OLGA CASTRO	122234140014036	231.00
	1/13/2026	V03395--MARIA FLORES TORRES	122234140014035	288.40
	1/13/2026	V03394--MARIA DIAZ CORNEJO	122234140014034	55.30
	1/13/2026	V03385--GABRIELA PADILLA	122234140014033	261.80
	1/13/2026	V03384--GLORIA GONZALEZ	122234140014032	224.70
	1/13/2026	V03382--DENA WALKER	122234140014031	64.40
	1/13/2026	V03380--CARITINA PEREZ	122234140014030	99.40
	1/13/2026	V03376--ANGELICA PALMA	122234140014029	76.30
	1/13/2026	V03375--ANDREA LOPEZ	122234140014028	112.70
	1/13/2026	V03374--ADRIANA LOPEZ	122234140014027	143.50
	1/13/2026	V03371--LUCERO GONZALEZ	122234140014026	88.20
	1/13/2026	V03332--Mariana Rios	122234140014025	46.90
	1/13/2026	V03168--BRIGHTLY SOFTWARE INC	122234140014024	1,694.28
	1/13/2026	V02955--LOANA LUGO	122234140014023	89.60
	1/13/2026	V02868--SAFIYA PRICE	122234140014022	21.00
	1/13/2026	V02699--IRIS M GONZALEZ	122234140014021	200.60
	1/13/2026	V01064--WIPFLI LLP	122234140014020	19,344.15
	1/13/2026	V04647--TRISHA LOR	122234140014019	46.20
	1/13/2026	V04631--Arnoldo Galindo Castro	122234140014018	51.80
	1/13/2026	V00988--THERMO KING OF CENTRAL CALIFORNIA, INC	122234140014017	5,582.37
	1/13/2026	V04589--HOMECARE SOFTWARE SOLUTIONS LLC	122234140014016	62.95
	1/13/2026	V00753--ORKIN PEST CONTROL	122234140014015	4,543.99
	1/13/2026	V00128--BRADY INDUSTRIES OF CALIFORNIA, LLC, A BRADY	122234140014014	5,604.14
	1/13/2026	V01064--WIPFLI LLP	122234140014013	39,541.96
	1/13/2026	V00402--FRONTIER COMMUNICATIONS HOLDINGS LLC	122234140014012	326.49
	1/13/2026	V00402--FRONTIER COMMUNICATIONS HOLDINGS LLC	122234140014011	92.77
	1/13/2026	V00108--BALCO HOLDINGS, INC. DBA BAY ALARM COMPANY	122234140014010	959.76
	1/13/2026	V00920--SSD ALARM, INC	122234140014009	3,228.85
	1/13/2026	V04575--LOWE'S COMPANIES, INC.	122234140014008	145.21
	1/13/2026	V04575--LOWE'S COMPANIES, INC.	122234140014007	140.81
	1/13/2026	V04575--LOWE'S COMPANIES, INC.	122234140014006	61.62
	1/13/2026	V03191--VAL-PRO, INC	122234140014005	1,412.80
	1/13/2026	V00744--ODP BUSINESS SOLUTIONS LLC	122234140014004	1,515.06
	1/13/2026	V00029--ADVANCED DATA STORAGE, INC	122234140014003	877.41

Bank	Date	Vendor	Document no.	Amount
	1/13/2026	V00812--QUADIENT FINANCE USA INC	122234140014002	2,500.00
	1/13/2026	V03186--BLUETRITON BRANDS INC	122234140014001	46.35
	1/13/2026	V03080--AZUGA, INC.	122234140014000	495.00
	1/13/2026	V04575--LOWE'S COMPANIES, INC.	122234140013999	560.52
	1/13/2026	V04575--LOWE'S COMPANIES, INC.	122234140013998	138.79
	1/13/2026	V04575--LOWE'S COMPANIES, INC.	122234140013997	82.58
	1/13/2026	V00744--ODP BUSINESS SOLUTIONS LLC	122234140013996	1,136.29
	1/13/2026	V04575--LOWE'S COMPANIES, INC.	122234140013995	10.78
	1/13/2026	V03174--OFFICE IMAGING, INC	122234140013994	145.65
	1/13/2026	V05069--NATIONAL LOW INCOME HOUSING COALITION	122234140013993	550.00
	1/13/2026	V03186--BLUETRITON BRANDS INC	122234140013992	41.31
	1/13/2026	V00744--ODP BUSINESS SOLUTIONS LLC	122234140013991	169.55
	1/13/2026	V03186--BLUETRITON BRANDS INC	122234140013990	22.88
	1/13/2026	V03174--OFFICE IMAGING, INC	122234140013989	2,292.93
	1/13/2026	V02330--JEREMY T TOBIAS	122234140013988	150.00
	1/13/2026	V00997--TRAFFIC MANAGEMENT, INC.	122234140013987	424.89
	1/13/2026	V04575--LOWE'S COMPANIES, INC.	122234140013986	32.40
	1/13/2026	V04575--LOWE'S COMPANIES, INC.	122234140013985	339.30
	1/13/2026	V04575--LOWE'S COMPANIES, INC.	122234140013984	70.96
	1/13/2026	V03283--CHUNTE' L. MELVIN dba NITENITE OVERNIGHT CHIL	122234140013983	5,250.00
	1/13/2026	V04575--LOWE'S COMPANIES, INC.	122234140013982	103.00
	1/13/2026	V04575--LOWE'S COMPANIES, INC.	122234140013981	34.92
	1/13/2026	V04575--LOWE'S COMPANIES, INC.	122234140013980	186.96
	1/13/2026	V04575--LOWE'S COMPANIES, INC.	122234140013979	179.02
	1/13/2026	V04575--LOWE'S COMPANIES, INC.	122234140013978	164.45
	1/13/2026	V03186--BLUETRITON BRANDS INC	122234140013977	37.88
	1/13/2026	V03186--BLUETRITON BRANDS INC	122234140013976	22.88
	1/13/2026	V00585--KNIGHT'S SITE SERVICES INC	122234140013975	3,533.18
	1/13/2026	V00182--CDW LLC	122234140013974	48,097.11
	1/13/2026	V00004--4IMPRINT INC AKA NELSON MARKETING	122234140013973	1,907.78
	1/13/2026	V00961--TEL TEC SECURITY SYSTEMS INC	122234140013972	5,045.83
	1/13/2026	V03508--ANTHONY CONRAD CHAVEZ	122234140013971	192.50
	1/13/2026	V04799--SIXTH AND UNION LLC	122234140013970	400.00
	1/13/2026	V00257--CREATIVE FINANCIAL STAFFING LLC	122234140013969	1,891.16
	1/13/2026	V04733--GARCIA ELECTRIC	122234140013968	3,080.00
	1/13/2026	V03186--BLUETRITON BRANDS INC	122234140013967	45.45
	1/13/2026	V03186--BLUETRITON BRANDS INC	122234140013966	45.45
	1/13/2026	V03186--BLUETRITON BRANDS INC	122234140013965	43.39
	1/13/2026	V03186--BLUETRITON BRANDS INC	122234140013964	42.43
	1/13/2026	V03186--BLUETRITON BRANDS INC	122234140013963	41.12
	1/13/2026	V03186--BLUETRITON BRANDS INC	122234140013962	9.73
	1/13/2026	V03186--BLUETRITON BRANDS INC	122234140013961	5.40
	1/13/2026	V03186--BLUETRITON BRANDS INC	122234140013960	5.40
	1/13/2026	V00721--NARAMA INC. - TREK IMAGING	122234140013959	1,846.87
	1/13/2026	V03186--BLUETRITON BRANDS INC	122234140013958	53.13
	1/13/2026	V03186--BLUETRITON BRANDS INC	122234140013957	13.39
	1/13/2026	V03186--BLUETRITON BRANDS INC	122234140013956	73.41
	1/13/2026	V03186--BLUETRITON BRANDS INC	122234140013955	99.30
	1/13/2026	V03186--BLUETRITON BRANDS INC	122234140013954	111.34
	1/13/2026	V03186--BLUETRITON BRANDS INC	122234140013953	152.20
	1/13/2026	V03186--BLUETRITON BRANDS INC	122234140013952	177.07
	1/13/2026	V03186--BLUETRITON BRANDS INC	122234140013951	238.58
	1/13/2026	V04575--LOWE'S COMPANIES, INC.	122234140013950	61.68
	1/13/2026	V04980--SCHULMAN INDUSTRIES LLC	122234140013949	337.50
	1/13/2026	V04865--CHRISTIAN F. VARGAS	122234140013948	700.00

Bank	Date	Vendor	Document no.	Amount
	1/13/2026	V03326--CLEMMER AND COMPANY	122234140013947	1,048.00
	1/13/2026	V04690--SAGASER WATKINS & WIELAND PC	122234140013946	78.00
	1/13/2026	V04776--DATAFLOW BUSINESS SYSTEMS, INC.	122234140013945	132.86
	1/13/2026	V03526--BELVINDER BIRING	122234140013944	36.40
	1/13/2026	V00592--LAKESHORE PARENT, LLC	122234140013943	4,530.65
	1/13/2026	V00146--CA ASSOCIATION OF FOOD BANKS	122234140013942	3,093.69
	1/13/2026	V00794--PLC SYSTEM SERVICES LLC	122234140013941	180.00
	1/13/2026	V00794--PLC SYSTEM SERVICES LLC	122234140013940	953.40
	1/13/2026	V04180--DIESEL DIRECT LLC	122234140013939	1,271.02
	1/13/2026	V00260--CROWN EQUIPMENT CORPORATION	122234140013938	1,380.00
	1/13/2026	V00794--PLC SYSTEM SERVICES LLC	122234140013937	180.00
	1/13/2026	V00060--AN ICON COMPANY, LLC - PRINTDIRTCHEAP	122234140013936	700.94
	1/13/2026	V01032--VERIZON WIRELESS	122234140013935	3,696.12
	1/13/2026	V03331--TINA MOUA	122234140013934	31.50
	1/13/2026	V00045--ALPHA TECHNOLOGIES & ALARM SYSTEMS, INC.	122234140013933	522.50
	1/13/2026	V00306--DISCOUNT SCHOOL SUPPLY	122234140013932	5,294.91
	1/13/2026	V03065--PIUSER STONE AND TILE, INC.	122234140013931	6,921.00
	1/13/2026	V00559--KAPLAN EARLY LEARNING CO	122234140013930	248.39
	1/13/2026	V04139--CUSTOMIZED CUSTODIAL - CCS ACQUISITION LLC	122234140013929	6,300.00
	1/16/2026	V03896--ROSA GONZALEZ	307523	6,812.64
	1/16/2026	V05068--MELVIN CRAIG HARRIS	307522	1,808.67
	1/16/2026	V02700--JACINTA ZEPEDA	307521	464.40
	1/21/2026	V00158--CALIFORNIA DEPARTMENT OF TAX AND FEE ADMINIS	307539	52,997.00
	1/21/2026	V03420--FREDDY HERNANDEZ	307566	245.00
	1/21/2026	V04673--SANDRA HOUSELOG	307630	267.00
	1/21/2026	V04786--VERONICA RAMOS	307656	267.00
	1/21/2026	V00671--MARITZA JIMENEZ	307594	267.00
	1/21/2026	V04975--CATHERINE FRANCESCA HICKS	307543	180.00
	1/21/2026	V01817--CALIFORNIA AVENUE SENIOR HOUSING	307538	2,418.00
	1/21/2026	V04602--SEQUOIA PEST SOLUTIONS	307631	110.00
	1/21/2026	V00946--SUKHMANI SHERGILL	307648	270.00
	1/21/2026	V00187--CERTIFIX INC	307546	520.00
	1/21/2026	V00370--FEDEX	307563	139.88
	1/21/2026	V00207--CINTAS CORPORATION #668	307547	364.52
	1/21/2026	V02935--COUNTRY CLUB SERVICE (DBA BOB'S LUBE & OIL, T	307553	99.23
	1/21/2026	V00178--CATHY DOUMA	307544	576.46
	1/21/2026	V00252--COUNTY OF KERN PUBLIC WORKS	307554	123.07
	1/21/2026	V01009--ULINE	307651	742.32
	1/21/2026	V04595--LOCKHART INVESTMENTS	307585	293.50
	1/21/2026	V00801--PRODUCERS DAIRY FOODS INC	307620	5,233.04
	1/21/2026	V04972--BIOMEDICAL WASTE DISPOSAL INC.	307536	124.00
	1/21/2026	V03314--VESTIS GROUP, INC	307657	75.38
	1/21/2026	V03430--SPECTRUM/CHARTER	307644	180.00
	1/21/2026	V04938--PINNACLE RECRUITING SERVICES LLC	307619	3,922.31
	1/21/2026	V05082--MARIA SANDOVAL	307592	65.00
	1/21/2026	V02949--KERN COUNTY SUPERINTENDENT OF SCHOOLS	307580	9,629.75
	1/21/2026	V00787--PG&E	307618	19,743.28
	1/21/2026	V02978--SPECTRUM/CHARTER COMMUNICATIONS	307647	156.25
	1/21/2026	V04350--MARICELA PEREZ	307593	102.65
	1/21/2026	V00254--COUNTY OF SAN JOAQUIN	307555	40.97
	1/21/2026	V03430--SPECTRUM/CHARTER	307643	229.99
	1/21/2026	V03430--SPECTRUM/CHARTER	307642	229.99
	1/21/2026	V03430--SPECTRUM/CHARTER	307641	200.00
	1/21/2026	V03430--SPECTRUM/CHARTER	307640	499.00
	1/21/2026	V03430--SPECTRUM/CHARTER	307639	316.39

Bank	Date	Vendor	Document no.	Amount
	1/21/2026	V00161--CALIFORNIA HEAD START ASSOCIATION	307540	5,293.00
	1/21/2026	V03172--OFFICE1 LEASING	307615	188.11
	1/21/2026	V03172--OFFICE1 LEASING	307614	188.11
	1/21/2026	V03172--OFFICE1 LEASING	307613	188.11
	1/21/2026	V03172--OFFICE1 LEASING	307612	187.68
	1/21/2026	V03172--OFFICE1 LEASING	307611	139.54
	1/21/2026	V03172--OFFICE1 LEASING	307610	138.58
	1/21/2026	V03172--OFFICE1 LEASING	307609	137.94
	1/21/2026	V03360--TERESA LARA	307650	102.65
	1/21/2026	V00294--DEPARTMENT OF JUSTICE	307557	864.00
	1/21/2026	V03172--OFFICE1 LEASING	307608	614.77
	1/21/2026	V00229--COMCAST CORPORATION	307552	345.47
	1/21/2026	V03172--OFFICE1 LEASING	307607	321.58
	1/21/2026	V03172--OFFICE1 LEASING	307606	304.37
	1/21/2026	V03172--OFFICE1 LEASING	307605	284.72
	1/21/2026	V01049--WASTE MANAGEMENT OF SOUTHERN CALIFORNIA	307659	1,130.53
	1/21/2026	V00907--SOCALGAS	307635	1,490.46
	1/21/2026	V03430--SPECTRUM/CHARTER	307638	225.00
	1/21/2026	V03172--OFFICE1 LEASING	307604	1,959.60
	1/21/2026	V02978--SPECTRUM/CHARTER COMMUNICATIONS	307646	156.25
	1/21/2026	V05066--LATASHA WILLIAMS	307583	65.00
	1/21/2026	V05088--SHEPOWER GLOBAL	307632	500.00
	1/21/2026	V00914--SOUTHERN CALIFORNIA EDISON	307636	236.55
	1/21/2026	V00919--SPECTRUM	307637	206.25
	1/21/2026	V00092--AT&T	307532	1,008.34
	1/21/2026	V02978--SPECTRUM/CHARTER COMMUNICATIONS	307645	236.25
	1/21/2026	V00216--CITY OF STOCKTON	307550	301.64
	1/21/2026	V01027--VARNER BROS INC	307654	8.00
	1/21/2026	P01870--MARCELA G NUNEZ DE GUTIERREZ	307701	13,120.84
	1/21/2026	V03003--FIRST CONGREGATIONAL CHURCH BAKERSFIELD	307564	13,029.92
	1/21/2026	P00682--BERTHA MORENO	307671	13,028.40
	1/21/2026	P01544--MARIA B CRUZ DE PULIDO	307702	12,509.97
	1/21/2026	P00053--GLORIA GARCIA DE MADERA	307684	11,799.31
	1/21/2026	P02414--BERTHA NERTO	307672	11,244.09
	1/21/2026	P00444--LUZ E VENEGAS	307698	10,542.38
	1/21/2026	P01849--LORI MACIAS CERNA	307696	8,212.31
	1/21/2026	P02224--ROCIO JOSEFINA HERNANDEZ	307718	7,967.40
	1/21/2026	P02457--MARIA ELENA CORONA DE IBARRA	307705	7,743.64
	1/21/2026	P02887--LAURA IVETH ESQUIVEL	307695	7,725.19
	1/21/2026	P00383--PATRICIA H MARTINEZ	307716	6,724.47
	1/21/2026	P02854--FERNANDO MARQUEZ ROMERO	307682	6,677.39
	1/21/2026	P02910--VIRGINIA OSORIO ARANDA	307722	6,493.79
	1/21/2026	P02985--CRYSTAL MARIE REYES	307680	6,054.80
	1/21/2026	P01593--MANUELA P MEDINA	307699	6,047.78
	1/21/2026	P02626--YULISA OROZCO LEMUS	307726	5,892.75
	1/21/2026	P02770--GUADALUPE AYON DE MENDOZA	307687	5,734.18
	1/21/2026	P02982--MARIA DEL SOCORRO PADILLA MONTES	307704	5,314.79
	1/21/2026	P02396--ANA MARIA RAMIREZ MEJIA	307664	5,057.70
	1/21/2026	P02979--VENUSTIANA P DURAN	307721	4,731.39
	1/21/2026	P02951--IRENE FUENTES-TAPIA	307691	4,383.04
	1/21/2026	P02968--GLORIA ROMAN	307686	4,335.90
	1/21/2026	P02180--SANDRA ELIZABETH SAMAYOA	307719	4,172.72
	1/21/2026	P02945--GABRIELA FRANCO DE ALCANTAR	307683	3,798.90
	1/21/2026	P02855--CLAUDIA OROZCO CORONA	307677	3,496.06
	1/21/2026	P00823--MARIA EUGENIA GARCIA DE VEGA	307706	3,133.20

Bank	Date	Vendor	Document no.	Amount
	1/21/2026	P01884--BLANCA NELLY VERA	307673	3,104.71
	1/21/2026	P02943--YOLANDA GARCIA SABINO	307725	3,067.64
	1/21/2026	P01663--MARCELA CHAVEZ OSEGUERA	307700	2,967.21
	1/21/2026	P00526--ANDRADE ESTELA Y JOSE FAMILY CHILD CARE	307665	2,918.44
	1/21/2026	V00953--TAFT CITY SCHOOL DISTRICT	307649	2,880.00
	1/21/2026	P03001--BERTHA MENDOZA HERNANDEZ	307670	2,871.00
	1/21/2026	P00039--GUILLERMINA ORNELAS DE RAMIREZ	307689	2,747.56
	1/21/2026	P02989--YERALTDIN CUEVAS MEDINA	307723	2,642.26
	1/21/2026	P02903--MARIA GUADALUPE LEMUS ORTIZ	307708	2,635.19
	1/21/2026	P02326--MARIA J MARTINEZ DE GARCIA	307709	2,492.20
	1/21/2026	P01805--CONSUELO RAMIREZ DE MAGDALENO	307678	2,207.97
	1/21/2026	P01633--MARIA G LUNA PEREZ	307707	2,160.67
	1/21/2026	P02948--MARIA T SANCHEZ SANDOVAL	307712	2,070.13
	1/21/2026	P02407--GUADALUPE ELIZABETH PENUELAS	307688	1,998.67
	1/21/2026	P01775--CECILIA GAYTAN DE ZARATE	307675	1,991.92
	1/21/2026	P03000--LOURDES MARTEL	307697	1,985.16
	1/21/2026	P02315--CRISTINA SOTO DE MARTINEZ	307679	1,925.37
	1/21/2026	P01229--MARIA PICOS DE GARCIA	307710	1,923.68
	1/21/2026	P02252--ANDREA R RIVERA	307666	1,907.56
	1/21/2026	P02938--ANGELICA IBARRA DE ALVAREZ	307667	1,895.45
	1/21/2026	P00705--AMPARO MAGANA	307662	1,892.70
	1/21/2026	P02777--BELEN IZAZAGA MERCADO	307669	1,836.82
	1/21/2026	P02617--SONIA C LOPEZ DE JUAREZ	307720	1,764.33
	1/21/2026	P02895--MARIA D LEPE DE CURIEL	307703	1,744.33
	1/21/2026	P02820--ROCIO GARDUNO MAGO	307717	1,735.23
	1/21/2026	P02709--ANA MARIA ACOSTA DE ARIZAGA	307663	1,609.87
	1/21/2026	P00833--GLORIA LEMUS DE LEMUS	307685	1,507.36
	1/21/2026	P02953--LAURA CELENE DIAZ RAMOS	307694	1,324.67
	1/21/2026	P02643--MARIA V SOSA	307713	1,310.98
	1/21/2026	P02831--CINDY G CORONA	307676	1,283.60
	1/21/2026	P02614--TOMASA MARISOL RODRIGUEZ ORELLANA	307715	1,262.76
	1/21/2026	P02528--MARIA SOFIA MENDOZA DE ORTIZ	307711	1,261.60
	1/21/2026	P02961--ALEJANDRA AGUILAR TOLEDO	307661	1,245.83
	1/21/2026	P02986--BRENDA ALCAZAR MAGANA	307674	1,090.81
	1/21/2026	P03018--OLIVIA DE LOS SANTOS GARCIA	307714	1,052.22
	1/21/2026	P01069--HERLINDA NOLASCO DE GONZALEZ	307690	1,047.59
	1/21/2026	P00716--ELIZABETH MARTINEZ	307681	964.28
	1/21/2026	P02171--IRMA DIAZ ALVAREZ	307692	901.11
	1/21/2026	P02819--JAQUILINA GARCIA OSORIO	307693	584.48
	1/21/2026	V02479--RONALD SHELAN	307627	438.05
	1/21/2026	V02479--RONALD SHELAN	307626	436.44
	1/21/2026	V02479--RONALD SHELAN	307625	436.02
	1/21/2026	V02479--RONALD SHELAN	307624	435.36
	1/21/2026	V03599--EDNA QUINONEZ	307558	288.40
	1/21/2026	V03496--ANDREW CHAVEZ	307528	235.90
	1/21/2026	V02786--MARIA LAURA GONZALEZ	307590	127.40
	1/21/2026	V04115--ESTEFANY AVITIA	307561	86.10
	1/21/2026	V03405--NICOLE CALLAHAN	307602	64.40
	1/21/2026	V04937--LEAH GREEN	307584	47.60
	1/21/2026	V03870--PAULINO CRUZ	307617	39.20
	1/21/2026	V00214--CITY OF RIDGECREST	307549	30.00
	1/21/2026	V00209--CITY OF BAKERSFIELD	307548	11,889.99
	1/21/2026	P02954A--CLAUDIA ALEJANDRA MONTES GUDINO	307668	12.00
	1/21/2026	P02967--YOLANDA CASTRO	307724	12.00
	1/21/2026	V04104--LUZ YOUNG	307587	33.60

Bank	Date	Vendor	Document no.	Amount
	1/21/2026	V02573--ARLEEN N ORNELAS	307531	33.60
	1/21/2026	V04103--GABRIELA MORENO	307567	32.90
	1/21/2026	V04000--MARI BARRIENTOS	307588	19.60
	1/21/2026	V04984--SALUD NICASIO	307629	14.70
	1/21/2026	V04597--BERNARDO SERRATO MOLINA	307534	13.05
	1/21/2026	V03808--MARTHA LARA	307596	6.30
	1/21/2026	V00896--SHEVADA DOVE-WILLIAMS	307633	231.70
	1/21/2026	V02777--MARIA ALICIA HUIZAR	307589	201.60
	1/21/2026	V05077--WENDY COWART	307660	168.00
	1/21/2026	V02437--MONIQUE TAYLOR JACKSON	307600	168.00
	1/21/2026	V03894--ROSA CALLEJAS	307628	156.80
	1/21/2026	V03886--RIGOBERTO REYES	307623	156.10
	1/21/2026	V03628--FRANCIS VEGA	307565	147.00
	1/21/2026	V03712--KATHY VALDIVIA	307578	126.00
	1/21/2026	V03862--OSCAR W MARTINEZ	307616	116.20
	1/21/2026	V03404--MARITZA LARA MARTINEZ	307595	105.00
	1/21/2026	V04831--KATHERINE GAMA MIRANDA	307577	96.60
	1/21/2026	V03442--JEREMIN EASTER	307576	96.60
	1/21/2026	V03624--EVA RODRIGUEZ	307562	93.80
	1/21/2026	V04161--LORENA ORTIZ IBARRA	307586	93.10
	1/21/2026	V00429--GRIMMWAY ENTERPRISES, INC.	307570	13,818.00
	1/21/2026	V00419--GOLDEN EMPIRE TRANSIT DISTRICT	307569	570.00
	1/21/2026	V04102--IRIS LOPEZ	307573	68.60
	1/21/2026	V03785--MARIA MORENO GOMEZ	307591	54.60
	1/21/2026	V04833--KEYRY BARRAGAN SANTILLAN	307581	50.40
	1/21/2026	V04551--DALIA RODRIGUEZ	307556	50.40
	1/21/2026	V03825--MELODY ALDEN	307597	50.40
	1/21/2026	V03491--ANDREA ARCEO	307527	50.40
	1/21/2026	V00806--PROTECTION 1/ADT	307621	48.30
	1/21/2026	V05076--ISRAEL JIMENES	307574	47.60
	1/21/2026	V03615--ERIKA VENTURA	307560	42.00
	1/21/2026	V03833--MONICA LOPEZ	307598	37.80
	1/21/2026	V04710--BETZAIDA CORONA	307535	36.40
	1/21/2026	V03172--OFFICE1 LEASING	307603	302.78
	1/21/2026	V00169--CALIFORNIA WATER SERVICE	307541	477.97
	1/21/2026	V00906--SNIDERS	307634	48.33
	1/21/2026	V05065--ARACELI JIMENEZ MEJIA	307530	100.00
	1/21/2026	V05090--RBMINT	307622	500.00
	1/21/2026	V05089--JAUBRAE DIXON	307575	500.00
	1/21/2026	V04888--ANITA ANDERSEN	307529	280.00
	1/21/2026	V03117--IGNACIO VALDOVINOS OCHOA	307572	525.00
	1/21/2026	V04804--VERDANT COMMERCIAL CAPITAL LLC	307655	421.29
	1/21/2026	V05081--BRANDY FONSECA	307537	65.00
	1/21/2026	V05083--KENNETH M. PETERS	307579	1,800.00
	1/21/2026	V01022--VALLEY PROPANE SERVICE	307653	422.17
	1/21/2026	V05063--ALEXANDRA ESPINOZA	307526	65.00
	1/21/2026	V03971--VIANEY GARCIA HERNANDEZ	307658	90.00
	1/21/2026	V05064--GLORIA DELIA AYALA	307568	70.00
	1/21/2026	V03022--NEXTSTAR INC	307601	250.00
	1/21/2026	V03522--AVERY COX	307533	102.65
	1/21/2026	V04195--CARLA DAVILA	307542	179.25
	1/21/2026	V04541--CECILIA VALADEZ	307545	70.00
	1/21/2026	V04074--MONICA ZARAGOZA	307599	70.00
	1/21/2026	V00593--LAMAR COMPANIES	307582	1,500.00
	1/21/2026	V00014--Accrue Solutions Holding Co, LLC	307524	535.00

Bank	Date	Vendor	Document no.	Amount
	1/21/2026	V00027--ADVANCE DATA COMMUNICATIONS INCORPORATED	307525	2,800.00
	1/21/2026	V01012--UNITED RENTALS INC	307652	1,516.26
	1/21/2026	V00330--EL CONCILIO CALIFORNIA	307559	900.00
	1/21/2026	V05013--CLARISSA MENDOZA	307551	483.00
	1/21/2026	V00458--HOME DEPOT COMMERCIAL CREDIT	307571	4,436.58
	1/21/2026	V00951--SYSCO FOOD SERVICES OF VENTURA INC	122234140014692	217.28
	1/21/2026	V00951--SYSCO FOOD SERVICES OF VENTURA INC	122234140014691	39,683.02
	1/21/2026	V04755--CITIGUARD, INC	122234140014690	1,953.00
	1/21/2026	V03421--REBECCA MORENO	122234140014689	267.00
	1/21/2026	V00064--ANA VIGIL	122234140014688	267.00
	1/21/2026	V03411--SAVANNAH OATES	122234140014687	347.00
	1/21/2026	V00704--MISSION LINEN SUPPLY	122234140014686	1,228.58
	1/21/2026	V00704--MISSION LINEN SUPPLY	122234140014685	1,432.69
	1/21/2026	V00704--MISSION LINEN SUPPLY	122234140014684	894.19
	1/21/2026	V00704--MISSION LINEN SUPPLY	122234140014683	65.49
	1/21/2026	V00928--STAPLES CONTRACT & COMMERICAL, INC	122234140014682	355.57
	1/21/2026	V00937--STINSON STATIONERS	122234140014681	481.32
	1/21/2026	V00883--SEIU LOCAL 521	122234140014680	19,354.28
	1/21/2026	V00937--STINSON STATIONERS	122234140014679	221.86
	1/21/2026	V00231--COMMUNITY ACTION PARTNERSHIP OF KERN FOUND	122234140014678	97.00
	1/21/2026	V04575--LOWE'S COMPANIES, INC.	122234140014677	31.84
	1/21/2026	V00226--RLH FIRE PROTECTION, INC.	122234140014676	337.00
	1/21/2026	V00683--MCWILLIAMS & WALDEN INC	122234140014675	815.60
	1/21/2026	V00683--MCWILLIAMS & WALDEN INC	122234140014674	119.81
	1/21/2026	V00704--MISSION LINEN SUPPLY	122234140014673	1,437.97
	1/21/2026	V00704--MISSION LINEN SUPPLY	122234140014672	514.55
	1/21/2026	V00704--MISSION LINEN SUPPLY	122234140014671	107.41
	1/21/2026	V00704--MISSION LINEN SUPPLY	122234140014670	63.38
	1/21/2026	V00704--MISSION LINEN SUPPLY	122234140014669	2,053.53
	1/21/2026	V00128--BRADY INDUSTRIES OF CALIFORNIA, LLC, A BRADY	122234140014668	1,442.84
	1/21/2026	V04768--ORQUIDIA FRAUSTO	122234140014667	11,000.00
	1/21/2026	V03174--OFFICE IMAGING, INC	122234140014666	25.72
	1/21/2026	V00640--MANAGEMENT INFORMATION TECHNOLOGY USA	122234140014665	9,300.00
	1/21/2026	V04884--PAUL V BRIANO III	122234140014664	490.00
	1/21/2026	V00874--SAVE MART SUPERMARKETS	122234140014663	667.64
	1/21/2026	V03174--OFFICE IMAGING, INC	122234140014662	25.72
	1/21/2026	V00257--CREATIVE FINANCIAL STAFFING LLC	122234140014661	4,876.78
	1/21/2026	V00358--EXACT STAFF, INC	122234140014660	1,120.00
	1/21/2026	V04727--ALEXIS SAVEDRA	122234140014659	6,000.00
	1/21/2026	V04575--LOWE'S COMPANIES, INC.	122234140014658	64.72
	1/21/2026	V04827--SAUL M CEDENO DBA MR CLEAN AUTO DETAILING	122234140014657	385.00
	1/21/2026	V04575--LOWE'S COMPANIES, INC.	122234140014656	606.80
	1/21/2026	V00595--LAMONT GENERAL STORE	122234140014655	53.23
	1/21/2026	V00683--MCWILLIAMS & WALDEN INC	122234140014654	481.86
	1/21/2026	V00312--DONAHUE TRUCK CENTERS	122234140014653	4,362.46
	1/21/2026	V04575--LOWE'S COMPANIES, INC.	122234140014652	71.96
	1/21/2026	V00350--ESCUELITA HERNANDEZ LITTLE SCHOOL	122234140014651	11,245.58
	1/21/2026	V00198--CHEVRON AND TEXACO BUSINESS CARD SERVICES	122234140014650	646.98
	1/21/2026	V00794--PLC SYSTEM SERVICES LLC	122234140014649	300.00
	1/21/2026	V04575--LOWE'S COMPANIES, INC.	122234140014648	42.53
	1/21/2026	V04575--LOWE'S COMPANIES, INC.	122234140014647	9.47
	1/21/2026	V00985--THE WARDENS OFFICE	122234140014646	22,258.89
	1/21/2026	V00127--BOOT BARN	122234140014645	200.00
	1/21/2026	V00198--CHEVRON AND TEXACO BUSINESS CARD SERVICES	122234140014644	6,040.13
	1/21/2026	V00053--AMERICAN BUSINESS MACHINES	122234140014643	222.37

Bank	Date	Vendor	Document no.	Amount
	1/21/2026	V00683--MCWILLIAMS & WALDEN INC	122234140014642	129.06
	1/21/2026	V00794--PLC SYSTEM SERVICES LLC	122234140014641	240.00
	1/21/2026	V00794--PLC SYSTEM SERVICES LLC	122234140014640	344.29
	1/21/2026	V04575--LOWE'S COMPANIES, INC.	122234140014639	76.26
	1/21/2026	V00358--EXACT STAFF, INC	122234140014638	805.00
	1/21/2026	V04575--LOWE'S COMPANIES, INC.	122234140014637	30.81
	1/21/2026	V03245--TIMOTHY SEXTON	122234140014636	462.17
	1/21/2026	V03191--VAL-PRO, INC	122234140014635	1,427.65
	1/21/2026	V03186--BLUETRITON BRANDS INC	122234140014634	71.90
	1/21/2026	V03186--BLUETRITON BRANDS INC	122234140014633	98.90
	1/21/2026	V03186--BLUETRITON BRANDS INC	122234140014632	10.81
	1/21/2026	V03670--JASON ROJAS	122234140014631	94.20
	1/21/2026	V03305--PAUL SKARPHOL	122234140014630	2,171.82
	1/21/2026	V03301--COLLETTE ROYAL	122234140014629	9,000.00
	1/21/2026	V03239--AMAROK, LLC	122234140014628	1,832.25
	1/21/2026	V03236--UNITED WAY OF CENTRAL EASTERN CALIFORNIA	122234140014627	12,041.73
	1/21/2026	V03095--AMERITAS LIFE INSURANCE CORP.	122234140014626	42,162.17
	1/21/2026	V03095--AMERITAS LIFE INSURANCE CORP.	122234140014625	6,521.28
	1/21/2026	V03006--GRACE COMMUNITY CHURCH	122234140014624	1,693.61
	1/21/2026	V02888--SUSIE E MARTINEZ	122234140014623	21.70
	1/21/2026	V02411--MARISELA P. GONZALEZ	122234140014622	79.80
	1/21/2026	V00721--NARAMA INC. - TREK IMAGING	122234140014621	898.75
	1/21/2026	V00201--CHILD AND FAMILY PSYCHOLOGY CLINIC, INC	122234140014620	7,959.00
	1/21/2026	V00045--ALPHA TECHNOLOGIES & ALARM SYSTEMS, INC.	122234140014619	180.00
	1/21/2026	P03021--LYDIA CONSUELO BARRON	122234140014618	453.44
	1/21/2026	P03012--GUADALUPE DOMINGUEZ	122234140014617	4,711.99
	1/21/2026	P03011--ERIKA RUBYK NARVAEZ	122234140014616	1,156.29
	1/21/2026	P03010--YOLANDA IBARRA LEMUS	122234140014615	1,332.70
	1/21/2026	P03008--KARLA STEFANI PIMENTEL MADRIGAL	122234140014614	520.70
	1/21/2026	P03007--BERENISE LEMUS	122234140014613	2,817.43
	1/21/2026	P03006--GLORIA DEL CARMEN VILLANUEVA RAMOS	122234140014612	857.25
	1/21/2026	P03005--EDITH DURAN	122234140014611	1,298.17
	1/21/2026	P03004--ARACELI GONZALEZ ANAYA	122234140014610	1,007.36
	1/21/2026	P03003--KARLA MARILIN BUSTILLO RIVERA	122234140014609	4,105.95
	1/21/2026	P02998--SAMANTHA TRIGUEROS	122234140014608	1,100.68
	1/21/2026	P02997--ADRIANA CHAVEZ OROZCO	122234140014607	1,733.89
	1/21/2026	P02995--NATIVIDAD ALCOCER DELGADO	122234140014606	4,365.60
	1/21/2026	P02994--MARTHA ELENA MARTINEZ PRADO	122234140014605	1,770.56
	1/21/2026	P02993--MARIA DEL CARMEN SEGURA	122234140014604	2,073.85
	1/21/2026	P02992--MARIA SANTOS MEDRANO	122234140014603	3,303.56
	1/21/2026	P02991--ESMERALDA DIAZ LEON	122234140014602	7,082.91
	1/21/2026	P02988--EULOGIA LEON MENDOZA	122234140014601	2,567.01
	1/21/2026	P02984--JULIETA GONZALEZ GONZALEZ	122234140014600	2,258.16
	1/21/2026	P02983--ALEJANDRA PELAYO MACIAS	122234140014599	1,315.29
	1/21/2026	P02981--ANA M PORTILLO DE SERRANO	122234140014598	5,573.89
	1/21/2026	P02980--MA REYNA SICAIROS HEREDIA	122234140014597	2,170.50
	1/21/2026	P02978--MARIA DE JESUS LEON	122234140014596	1,624.00
	1/21/2026	P02975--DAISY RUBI SUAREZ HUERTA	122234140014595	7,664.74
	1/21/2026	P02974--BERENICE RAMOS QUEVEDO	122234140014594	953.78
	1/21/2026	P02972--MARIA GUADALUPE RAMIREZ DE MENDOZA	122234140014593	1,164.15
	1/21/2026	P02971--ANGELICA MOLINA SANCHEZ	122234140014592	3,033.43
	1/21/2026	P02970--TEODORA LANDEROS RAMIREZ	122234140014591	6,831.18
	1/21/2026	P02969--MARIA ELENA CASTANEDA	122234140014590	2,315.68
	1/21/2026	P02965--VALERIA P DIAZ	122234140014589	2,086.08
	1/21/2026	P02964--ROSA OROZCO IBARRA	122234140014588	1,487.90

Bank	Date	Vendor	Document no.	Amount
	1/21/2026	P02963--NEREIDA PONCE	122234140014587	2,123.86
	1/21/2026	P02962--MARIA ALEJANDRA MEJIA RUIZ	122234140014586	1,754.55
	1/21/2026	P02958--LESLIE ESPINOZA MOSQUEDA	122234140014585	1,853.64
	1/21/2026	P02957--LETICIA VARGAS	122234140014584	6,363.21
	1/21/2026	P02955--CELIA MARTINEZ	122234140014583	4,840.62
	1/21/2026	P02949--ANDREA MEDRANO MANDUJANO	122234140014582	3,799.04
	1/21/2026	P02947--JOSE MANUEL MORALES	122234140014581	304.19
	1/21/2026	P02946--GLADY RABANALES MORALES	122234140014580	444.88
	1/21/2026	P02944--ELEAZAR VALENZUELA	122234140014579	3,709.89
	1/21/2026	P02942--CECILIA SANCHEZ	122234140014578	3,022.56
	1/21/2026	P02941--NANCY M GUILLEN CORTES	122234140014577	3,067.64
	1/21/2026	P02939--GRISELDA PALMERIN	122234140014576	1,090.81
	1/21/2026	P02937--MAGDALENA MAGANA	122234140014575	5,676.57
	1/21/2026	P02936--ERICKA PEREZ SAUCEDO	122234140014574	1,134.84
	1/21/2026	P02935--MAYRA PATRICIA LOPEZ BARRAZA	122234140014573	3,295.01
	1/21/2026	P02934--ESTELA CHAVEZ ANTONIO	122234140014572	2,942.32
	1/21/2026	P02933--MARIBEL RIVERA RAMIREZ	122234140014571	5,687.50
	1/21/2026	P02931--ALICIA KARINA VENEGAS BRAVO	122234140014570	1,197.25
	1/21/2026	P02929--ELOISA E RAMIREZ GARCIA	122234140014569	3,987.06
	1/21/2026	P02928--JOCELYN MARTEL	122234140014568	1,800.46
	1/21/2026	V04556--SPRITE HEALTH, INC.	122234140014567	8,009.26
	1/21/2026	P02926--ELIA AYALA	122234140014566	1,843.88
	1/21/2026	P02924--MARTHA AYON	122234140014565	2,072.58
	1/21/2026	P02922--ROSAURA MARTINEZ GARCIA	122234140014564	2,771.72
	1/21/2026	P02919--ANA KAREN VALENCIA TRUJILLO	122234140014563	3,790.94
	1/21/2026	P02913--ANA MARIA RODRIGUEZ	122234140014562	6,484.26
	1/21/2026	P02912--ELENA GONZALEZ	122234140014561	6,625.11
	1/21/2026	P02909--MAYRA ALEJANDR GONZALEZ GOMEZ	122234140014560	3,634.93
	1/21/2026	P02905--ALICIA MORENO CISNEROS	122234140014559	1,880.85
	1/21/2026	P02901--MARIA D REYES-SOTO	122234140014558	8,063.07
	1/21/2026	P02900--FABIOLA LEDEZMA DE NAVARRO	122234140014557	2,927.47
	1/21/2026	P02898--JASMIN HERRERA	122234140014556	5,806.68
	1/21/2026	P02897--MARTHA ALICIA CEJA	122234140014555	885.23
	1/21/2026	P02896--MARTA CORONA DE TORRES	122234140014554	6,055.66
	1/21/2026	P02894--MARIBEL GARCIA RAMIREZ	122234140014553	1,859.88
	1/21/2026	P02893--GABRIELA OLIVA LOPEZ	122234140014552	5,161.49
	1/21/2026	P02892--SANDRA GABRIELA ARMENDARIZ	122234140014551	6,973.39
	1/21/2026	P02888--FANY J PEREZ DE RAMIREZ	122234140014550	1,809.42
	1/21/2026	P02885--ANA RIOS	122234140014549	5,001.38
	1/21/2026	P02884--ALONDRA SESILIA MEZA ZUNIGA	122234140014548	2,600.98
	1/21/2026	P02879--MAYRA A. RAMIREZ	122234140014547	1,081.11
	1/21/2026	P02877--GRISELDA FERNANDEZ SALGADO	122234140014546	2,772.22
	1/21/2026	P02874--DELMA CERVANTES CORTES	122234140014545	3,119.12
	1/21/2026	P02872--STEPHANIE GARIBAY ZARAGOZA	122234140014544	2,933.77
	1/21/2026	P02871--MIRIAM ELIZABETH JAIME	122234140014543	9,209.07
	1/21/2026	P02870--ANA MARIA MARTINEZ	122234140014542	1,417.96
	1/21/2026	P02866--BIBIANA LIZETTE HUERTA ARIAS	122234140014541	3,983.81
	1/21/2026	P02865--JENNIFER REYES	122234140014540	1,059.10
	1/21/2026	P02863--LAURA ANDRADE	122234140014539	5,797.17
	1/21/2026	P02859--DEISY GUADALUPE FERNANDEZ ARCEO	122234140014538	1,772.32
	1/21/2026	P02857--IRMA VILLA DE OLIVARES	122234140014537	6,702.72
	1/21/2026	P02856--CONSUELO LIRA DE LEMUS	122234140014536	3,871.80
	1/21/2026	P02853--BERTHA LILIA RUELAS DEL TORO	122234140014535	1,843.85
	1/21/2026	P02851--MARIA A ROMERO DE CRUZ	122234140014534	1,990.54
	1/21/2026	P02849--LUCERO AMAIRANI VILLASENOR BOTELLO	122234140014533	1,461.48

Bank	Date	Vendor	Document no.	Amount
	1/21/2026	P02848--ANA LAURA RODRIGUEZ	122234140014532	4,769.70
	1/21/2026	P02847--ELSA LARREYNAGA BATRES	122234140014531	11,263.83
	1/21/2026	P02845--CARLOS ESTEVAN GARCIA	122234140014530	3,432.46
	1/21/2026	P02841--LAURA LILIANA RAMIREZ ALCALA	122234140014529	7,082.39
	1/21/2026	P02839--CARLAANGELA RUIZ	122234140014528	1,833.78
	1/21/2026	P02838--MALVINA RAMIREZ LOPEZ	122234140014527	4,851.78
	1/21/2026	P02837A--ADELINA BELTRAN MOLINA	122234140014526	4,345.34
	1/21/2026	P02835--LORENA QUINTERO	122234140014525	8,346.22
	1/21/2026	P02833--MANUEL VILLAGOMEZ	122234140014524	2,429.30
	1/21/2026	P02828--MARIA FERNANDA GARIBAY	122234140014523	2,018.38
	1/21/2026	P02825--DORA ALICIA ALAPIZCO BARRON	122234140014522	2,323.74
	1/21/2026	P02824--ODILIA ELIZABETH VALENCIA	122234140014521	4,817.96
	1/21/2026	P02815--VICTORIA GOMEZ CRUZ	122234140014520	4,077.31
	1/21/2026	P02813--YESENIA CAYETANO HERNANDEZ	122234140014519	5,381.51
	1/21/2026	P02812--ALISHA A GARCIA	122234140014518	487.84
	1/21/2026	P02810--MARIA R LEMUS OROZCO	122234140014517	5,363.83
	1/21/2026	P02808--MARIELA SANCHEZ	122234140014516	1,072.00
	1/21/2026	P02803--JAQUELINE MATURINO MONARREZ	122234140014515	5,023.40
	1/21/2026	P02802--GUADALUPE DURAN	122234140014514	6,731.20
	1/21/2026	P02799--ARACELI CASTRO BARRAZA	122234140014513	11,538.07
	1/21/2026	P02798--MARGARITA VALENCIA AVILA	122234140014512	10,731.71
	1/21/2026	P02796--NEREYDA LIRA LOPEZ	122234140014511	13,735.80
	1/21/2026	P02793--JULISSIA LIZBETH RODRIGUEZ	122234140014510	2,007.77
	1/21/2026	P02788--SILVIA MAGALLON DE REYES	122234140014509	3,476.64
	1/21/2026	P02786--MARISOL PEREZ	122234140014508	2,103.92
	1/21/2026	P02783A--CELENY FLORES	122234140014507	6,770.25
	1/21/2026	P02781--YESENIA GUADALUPE QUINTERO TAPIA	122234140014506	847.69
	1/21/2026	P02780--MARISSA LOPEZ LOPEZ	122234140014505	2,405.00
	1/21/2026	P02779--REBECCA MENDOZA VAZQUEZ	122234140014504	995.27
	1/21/2026	P02776--BRENDA BENAVIDEZ	122234140014503	2,765.83
	1/21/2026	P02775--NORA E LEMUS	122234140014502	8,989.58
	1/21/2026	P02772--ROSA ELENA BUSTOS	122234140014501	4,798.42
	1/21/2026	P02771--MARIA TERESA HERNANDEZ	122234140014500	2,907.43
	1/21/2026	P02769--BEATRIZ BUENO	122234140014499	2,199.79
	1/21/2026	P02768--ALICIA MONTEJANO PENA	122234140014498	5,170.16
	1/21/2026	P02766A--MIREYA GUZMAN CRISTOBAL	122234140014497	7,637.45
	1/21/2026	P02765--MARIA DEL CARMEN GUTIERREZ BRITO	122234140014496	9,461.81
	1/21/2026	P02764--MARGARITA GARIBAY CORTES	122234140014495	9,356.74
	1/21/2026	P02760--JUANA INEZ SALGADO RENTERIA	122234140014494	2,216.13
	1/21/2026	P02759--VIANEY VILLANUEVA MAGALLON	122234140014493	2,868.66
	1/21/2026	P02754A--ANTONIO PERALTA DUQUE	122234140014492	2,892.75
	1/21/2026	P02753--MAYRA ALEJANDRA RIOS	122234140014491	3,638.76
	1/21/2026	P02750--ROSA HILDA NAVARRO	122234140014490	3,931.34
	1/21/2026	P02749--ROSALIA MARTINEZ DE MENDOZA	122234140014489	1,718.37
	1/21/2026	P02744--CAROLINA HERNANDEZ DE SOLORIO	122234140014488	2,963.29
	1/21/2026	P02740A--LUCEROS DAYCARE	122234140014487	925.90
	1/21/2026	P02736--CLAUDIA ZAVALA CISNEROS	122234140014486	2,879.11
	1/21/2026	P02731A--BERNARDINA GOMEZ ARAUJO	122234140014485	1,071.68
	1/21/2026	P02728--AMALIA BUENROSTRO	122234140014484	8,348.38
	1/21/2026	P02727--MARIBEL MAGANA	122234140014483	1,747.91
	1/21/2026	P02725--BAUDELINA SANTOS PACHECO	122234140014482	7,243.89
	1/21/2026	P02722--BRENDA SUJEY MARTINEZ	122234140014481	7,062.12
	1/21/2026	P02721--OLGA LIRA DE GALLARDO	122234140014480	4,432.47
	1/21/2026	P02720--GUADALUPE LEMUS LEMUS	122234140014479	2,833.72
	1/21/2026	P02717--JOSELINE ARREDONDO	122234140014478	2,337.92

Bank	Date	Vendor	Document no.	Amount
	1/21/2026	P02716--ESPERANZA RESENDEZ	122234140014477	1,952.46
	1/21/2026	P02713--MARIA ESTHER GONZALEZ AVALOS	122234140014476	4,741.21
	1/21/2026	P02711--MARIA ELIZABETH MARIN	122234140014475	1,695.38
	1/21/2026	P02707--MAGDALENA GUERRERO DE PARRA	122234140014474	8,361.60
	1/21/2026	P02704--JANETH G SARABIA	122234140014473	13,184.96
	1/21/2026	P02696--MARIA ASUSENA GONZALEZ-GUTIERREZ	122234140014472	3,428.67
	1/21/2026	P02692--KASANDRA LOPEZ-CORDERO	122234140014471	1,224.80
	1/21/2026	P02690--STEPHANIE VERDUGO	122234140014470	1,163.92
	1/21/2026	P02689--GUADALUPE OLAZABAL	122234140014469	1,145.58
	1/21/2026	P02687--ELIM RODRIGUEZ	122234140014468	4,863.23
	1/21/2026	P02683--MARIA GUADALUPE GONZALEZ	122234140014467	10,463.46
	1/21/2026	P02673--NANCY GARIBAY HERNANDEZ	122234140014466	1,769.60
	1/21/2026	P02670--GUADALUPE AVILA DE SEGOVIA	122234140014465	5,256.08
	1/21/2026	P02666--LUCERO MILLAN GARCIA	122234140014464	1,854.10
	1/21/2026	P02663--DIANE LOMELI	122234140014463	3,999.06
	1/21/2026	P02662--SILVIA MENDEZ URIBE	122234140014462	2,086.08
	1/21/2026	P02661--MARIA TERESA HEREDIA	122234140014461	4,722.46
	1/21/2026	P02659--ARACELI MORALES DE MARTINEZ	122234140014460	6,846.06
	1/21/2026	P02653--SILVIA LETICIA SANCHEZ DE GARCIA	122234140014459	1,856.98
	1/21/2026	P02650--MA BELEN RODRIGUEZ BRAVO	122234140014458	5,693.62
	1/21/2026	P02645--JANET IBARRA	122234140014457	1,936.11
	1/21/2026	P02640--TERESA MENDOZA	122234140014456	1,034.39
	1/21/2026	P02638--MARIA HAYDEE CRUZ DE SEGOVIA	122234140014455	10,670.38
	1/21/2026	P02636--YAZMIN ARACELI NAVARRO HERRERA	122234140014454	3,511.93
	1/21/2026	P02635--MARIA E CUARA	122234140014453	1,267.07
	1/21/2026	P02634--EVA DILMA VARGAS	122234140014452	4,709.72
	1/21/2026	P02620--ARACELI JIMENEZ AVILA	122234140014451	4,343.51
	1/21/2026	P02618--MARIA CHRISTINA RUBALCAVA	122234140014450	2,004.45
	1/21/2026	P02615--NINFA E. RODRIGUEZ	122234140014449	3,969.68
	1/21/2026	P02613--MAYRA HERNANDEZ	122234140014448	3,656.46
	1/21/2026	P02603--SILVIA DAVALOS DE ANGUIANO	122234140014447	2,225.68
	1/21/2026	P02602--ADRIANA GOMEZ	122234140014446	12,322.95
	1/21/2026	P02598--MIRIAM LOPEZ GUTIERREZ	122234140014445	12,515.21
	1/21/2026	P02597--INES MARISCAL MACIAS	122234140014444	697.32
	1/21/2026	P02594--GUILLERMINA HERNANDEZ GOMEZ	122234140014443	5,607.80
	1/21/2026	P02592--ELDA KARINA IBARRA	122234140014442	9,422.68
	1/21/2026	P02589--BEATRIZ GONZALEZ DUENAS	122234140014441	1,168.96
	1/21/2026	P02587--LORENA IBARRA	122234140014440	739.65
	1/21/2026	P02584--NORMA PULIDO CRUZ	122234140014439	3,557.56
	1/21/2026	P02581--MARIA ELENA ESCOBAR	122234140014438	2,054.81
	1/21/2026	P02579--YOLANDA LIRA LEMUS	122234140014437	12,797.62
	1/21/2026	P02578--MARIA NANCY CRUZ	122234140014436	1,695.38
	1/21/2026	P02570--TINA MARIE LOPEZ	122234140014435	7,870.60
	1/21/2026	P02562--IRMA FLORES	122234140014434	1,833.78
	1/21/2026	P02561--JACINTA GLORIA CRUZ	122234140014433	1,817.02
	1/21/2026	P02560--VERONICA HERNANDEZ	122234140014432	3,737.68
	1/21/2026	P02557--MARIA A LOPEZ	122234140014431	995.27
	1/21/2026	P02555--OGARIDT ALCANZAR MAGANA	122234140014430	4,062.69
	1/21/2026	P02553--ELENA OCHOA CONTRERAS	122234140014429	1,315.29
	1/21/2026	P02549--MARIA REINA OROZCO MORA	122234140014428	7,924.57
	1/21/2026	P02547--CLAUDIA GARCIA	122234140014427	3,176.58
	1/21/2026	P02545--ROCIO OROZCO IBARRA	122234140014426	9,395.37
	1/21/2026	P02543--MARISOL PEREZ	122234140014425	1,008.40
	1/21/2026	P02542A--LA ESTACION CHILDCARE LLC	122234140014424	3,883.85
	1/21/2026	P02535--JESSICA MICHELLE ANDRADE	122234140014423	5,640.76

Bank	Date	Vendor	Document no.	Amount
	1/21/2026	P02533--LIZET MONSERRAT PRECIADO	122234140014422	4,011.79
	1/21/2026	P02526--MARTINA RANGEL	122234140014421	5,496.66
	1/21/2026	P02525--LETICIA HERNANDEZ PEREZ	122234140014420	1,735.23
	1/21/2026	P02519--ANDREA PIMENTEL DE DOMINGUEZ	122234140014419	11,491.85
	1/21/2026	P02515--MARTHA ALICIA MADRIGAL SOSA	122234140014418	6,025.34
	1/21/2026	P02511A--GLAFIRA E CAMACHO DE TRUJILLO	122234140014417	3,305.34
	1/21/2026	P02505--YANELY GARCIA	122234140014416	1,764.33
	1/21/2026	P02499--MARIA DOLORES ARIAS	122234140014415	3,063.00
	1/21/2026	P02489--VANESSA NICOLE MEJIA	122234140014414	3,019.32
	1/21/2026	P02486--ROSALINDA VARGAS MATA	122234140014413	6,592.54
	1/21/2026	P02483--JASMINE CANCHOLA	122234140014412	927.86
	1/21/2026	P02482--YOANA PEREZ	122234140014411	2,658.97
	1/21/2026	P02481--MARICELA MUNOZ SANCHEZ	122234140014410	3,319.80
	1/21/2026	P02479--ORALIA QUIROZ	122234140014409	4,282.63
	1/21/2026	P02477--MAGANA IRIS FCC LLC	122234140014408	6,404.34
	1/21/2026	P02476--DOLORES M PLATERO	122234140014407	3,622.72
	1/21/2026	P02468--DAVID PANTOJA	122234140014406	6,295.06
	1/21/2026	P02467--KARLA ELIZABETH HULING	122234140014405	3,943.87
	1/21/2026	P02466--ROSA ELENA ARELLANO	122234140014404	4,282.35
	1/21/2026	P02462--IRMA L IBARRA	122234140014403	12,841.75
	1/21/2026	P02455--LUCIA MENDOZA OCHOA	122234140014402	2,176.38
	1/21/2026	P02454--INOCENCIA SALAS ROJAS	122234140014401	10,439.55
	1/21/2026	P02453--LORENA TRUJILLO ESCOBEDO	122234140014400	2,969.30
	1/21/2026	P02450--RUBICEL RUIZ SOLORIO	122234140014399	7,265.56
	1/21/2026	P02446--MARIA DOLORES GOMEZ	122234140014398	6,630.88
	1/21/2026	P02443--MONICA VEGA	122234140014397	6,122.19
	1/21/2026	P02438--GEORGINA CONCEPCION WARREN COSTALES	122234140014396	8,778.57
	1/21/2026	P02432--LILIANA SOLORIO	122234140014395	581.64
	1/21/2026	P02426--ANNA DELFINA REYES	122234140014394	13,156.17
	1/21/2026	P02424--DALILA J CAVAZOS	122234140014393	13,056.44
	1/21/2026	P02422--ELIZABETH DIAZ	122234140014392	3,682.46
	1/21/2026	P02418--BERTHA ALICIA GOMEZ	122234140014391	4,271.20
	1/21/2026	P02416--DANIELA GUADALUPE ESPINOZA	122234140014390	3,929.04
	1/21/2026	P02415--TERESA DE LA LUZ SALAZAR MARTINEZ	122234140014389	12,561.59
	1/21/2026	P02413--MIGUEL ANGEL GARCIA JIMENEZ	122234140014388	2,693.59
	1/21/2026	P02411--MAYRA ELENA GONZALEZ MORALES	122234140014387	8,667.53
	1/21/2026	P02397--ELVIRA GAMBOA	122234140014386	3,204.92
	1/21/2026	P02393--ADRIANA CEJA GONZALEZ	122234140014385	5,497.22
	1/21/2026	P02386--GREGORIA GALLEGOS	122234140014384	9,712.16
	1/21/2026	P02385--TEODORA GIRON MORALES	122234140014383	5,942.54
	1/21/2026	P02380--ZEFERINO GONZALEZ	122234140014382	1,238.32
	1/21/2026	P02375--MARTHA ESTHELA SANCHEZ	122234140014381	9,566.38
	1/21/2026	P02374--DARLENE JIMENEZ	122234140014380	1,024.91
	1/21/2026	P02368--CARMEN SANTOS PACHECO	122234140014379	12,119.23
	1/21/2026	P02367--BEATRIZ ADRIANA CARRILLO HERNANDEZ	122234140014378	5,682.07
	1/21/2026	P02364--ROSA MARIA ALVARADO-MENDEZ	122234140014377	495.49
	1/21/2026	P02347--RAQUEL G DE IZARRARAS	122234140014376	2,705.23
	1/21/2026	P02342--SANDRA PEREZ	122234140014375	11,713.25
	1/21/2026	P02336--PAULA GARCIA	122234140014374	8,155.49
	1/21/2026	P02334--SILVIA E ZUNIGA	122234140014373	9,304.34
	1/21/2026	P02333--MITZI G CHAVEZ MAGALLON	122234140014372	4,825.77
	1/21/2026	P02331--PAULA LARA VALDOVINOS	122234140014371	7,377.44
	1/21/2026	P02329--JULISSA MARIE ARAGON	122234140014370	2,007.77
	1/21/2026	P02328--YADIRA CARDONA FAMILY CHILD CARE	122234140014369	3,112.20
	1/21/2026	P02327--REYNA TORRES DE CASTRO	122234140014368	9,526.22

Bank	Date	Vendor	Document no.	Amount
	1/21/2026	P02325--ANDREA FRANCISCA SANTOS MENDOZA	122234140014367	10,828.47
	1/21/2026	P02319--MARIA PERLA GARCIA DE ARCIGA	122234140014366	4,012.62
	1/21/2026	P02314--KENDAHL ROSE ROWE	122234140014365	10,149.11
	1/21/2026	P02310--MARIA G RAMIREZ DE MARTINEZ	122234140014364	10,256.91
	1/21/2026	P02303--MARTHA A ANGUIANO REYES	122234140014363	1,843.85
	1/21/2026	P02296--DOLORES SANCHEZ LOPEZ	122234140014362	953.78
	1/21/2026	P02295--EDUVIJES SUAREZ	122234140014361	3,494.76
	1/21/2026	P02287--SILVIA BAHENA OCAMPO	122234140014360	1,648.96
	1/21/2026	P02284--ANDREA GUADALUPE DIAZ	122234140014359	1,972.30
	1/21/2026	P02280--NORMA MENDOZA	122234140014358	9,755.66
	1/21/2026	P02278--HAYDEE ESTEBAN	122234140014357	890.07
	1/21/2026	P02277--MARIBEL RAMIREZ ROSAS FAMILY CHILD CARE	122234140014356	14,549.30
	1/21/2026	P02271--GUADALUPE CARRIZOZA DE CASTILLO	122234140014355	6,345.41
	1/21/2026	P02267--MARTHA SALGADO	122234140014354	13,535.73
	1/21/2026	P02266--ELIZABETH CHAVEZ	122234140014353	6,546.54
	1/21/2026	P02265--ELSA YANETH QUEVEDO ORTIZ	122234140014352	2,687.19
	1/21/2026	P02263--MARISOL GONZALEZ	122234140014351	4,733.48
	1/21/2026	P02261--JUANA MORILLON GUILLEN	122234140014350	8,345.01
	1/21/2026	P02260--MARIA GUADALUPE ALVAREZ	122234140014349	7,691.33
	1/21/2026	P02259--MARIA GUADALUPE CONTRERAS VARGAS	122234140014348	3,877.00
	1/21/2026	P02258--MARISOL MEDINA	122234140014347	7,629.89
	1/21/2026	P02249--ADRIANA AGUIRRE GAONA	122234140014346	4,225.28
	1/21/2026	P02246--CAROLINA GIL	122234140014345	1,891.00
	1/21/2026	P02242--TERESA LUZ RUIZ	122234140014344	1,789.76
	1/21/2026	P02241--ANA PATRICIA CAMARGO	122234140014343	4,882.14
	1/21/2026	P02240--MARIA SANTOS DE LOPEZ	122234140014342	11,978.66
	1/21/2026	P02237--IRMA SANDOVAL ROBLES	122234140014341	6,308.45
	1/21/2026	P02236--ROSEMARY ZAVALA	122234140014340	9,867.66
	1/21/2026	P02235--GABRIELA ARREGUIN	122234140014339	847.69
	1/21/2026	P02222--MARIA GARCIA	122234140014338	7,737.90
	1/21/2026	P02215--ERIKA L CENTENO	122234140014337	7,748.48
	1/21/2026	P02208--CELFIDA SANTOS DE RUIZ	122234140014336	5,427.52
	1/21/2026	P02206--CECILIA ALONSO DE RODRIGUEZ	122234140014335	3,132.04
	1/21/2026	P02201--BERTHA GOMEZ NUNEZ	122234140014334	13,489.80
	1/21/2026	P02200--GLORIA PADILLA MONTES DE OCA	122234140014333	3,575.68
	1/21/2026	P02190--ESPERANZA TORRES	122234140014332	1,004.64
	1/21/2026	P02176--MA DEL CARMEN GOMEZ GRANADOS	122234140014331	11,728.94
	1/21/2026	P02172--MARIA LEDESMA DE GARCIA	122234140014330	6,986.00
	1/21/2026	P02163--ALICIA DE LA GARZA	122234140014329	5,783.36
	1/21/2026	P02152--EDELMIRA L VIVEROS	122234140014328	3,043.71
	1/21/2026	P02147--MARIA GUADALUPE CHAVEZ	122234140014327	11,599.34
	1/21/2026	P02146--RAQUEL SANCHEZ	122234140014326	2,540.42
	1/21/2026	P02144--MARICELA SANDOVAL RODRIGUEZ	122234140014325	9,174.76
	1/21/2026	P02138--JACOBA C DE ANDRACA	122234140014324	6,555.15
	1/21/2026	P02130--ARACELY CRUZ DE MONTERROSA	122234140014323	14,130.19
	1/21/2026	P02122--JOANNA GONZALEZ	122234140014322	995.27
	1/21/2026	P02109--JACLYN PRADO	122234140014321	1,493.36
	1/21/2026	P02093--SUSY I SANTACRUZ DE SAHAGUN	122234140014320	3,849.47
	1/21/2026	P02092--CATALINA RIVERA DE ESPINOZA	122234140014319	2,690.65
	1/21/2026	P02090--HERMELINDA VILLEDA	122234140014318	1,858.64
	1/21/2026	P02089--MARIA LAURA RAYA GOMEZ	122234140014317	7,744.46
	1/21/2026	P02088--MARIA Z RODRIGUEZ DE OCHOA	122234140014316	3,127.57
	1/21/2026	P02083--MARIA PAZ	122234140014315	6,593.59
	1/21/2026	P02080--MARIA F MARTINEZ	122234140014314	5,336.68
	1/21/2026	P02078--GUADALUPE AVILES LEYVA	122234140014313	3,382.46

Bank	Date	Vendor	Document no.	Amount
	1/21/2026	P02053--ANA BERTHA BALLESTEROS JAIME	122234140014312	6,106.62
	1/21/2026	P02051--ANA MARTINEZ	122234140014311	994.75
	1/21/2026	P02044--AYDE JAIME	122234140014310	4,994.98
	1/21/2026	P02036--VIRGINIA FERREIRA	122234140014309	6,177.37
	1/21/2026	P02032--MARIA F AGUILAR DE SANDOVAL	122234140014308	3,589.30
	1/21/2026	P01999--BERENICE IBARRA	122234140014307	1,809.88
	1/21/2026	P01984--IRMA YOLANDA ARCINIEGA	122234140014306	3,929.32
	1/21/2026	P01975--MARIA GUADALUPE DIAZ DE RUIZ	122234140014305	1,991.64
	1/21/2026	P01972--RUBICELA ALCANTAR DE TORRES	122234140014304	2,432.00
	1/21/2026	P01969--ANA MARIA NAVARRO GUTIERREZ	122234140014303	5,730.61
	1/21/2026	P01968--LOURDES PEREZ DE GARCIA	122234140014302	9,159.10
	1/21/2026	P01963--ELVIRA OCHOA GOMEZ	122234140014301	13,984.12
	1/21/2026	P01955--LIDIA ALONDRA BRAVO DE MENDOZA	122234140014300	4,432.36
	1/21/2026	P01954--MARIA GUADALUPE ZAMORA RODRIGUEZ	122234140014299	4,829.54
	1/21/2026	P01951--IRENE R SIXTOS	122234140014298	5,580.57
	1/21/2026	P01944A--JOSE FRANCISCO ALVARADO MENDEZ	122234140014297	1,576.36
	1/21/2026	P01943--GLORIA MORENO DE HERNANDEZ	122234140014296	2,444.25
	1/21/2026	P01934--MARIA A MAGALLON OROZCO	122234140014295	1,964.66
	1/21/2026	P01928--ANGELINA VASQUEZ	122234140014294	1,896.57
	1/21/2026	P01919--MARIA FRANCISCA MENA	122234140014293	10,140.08
	1/21/2026	P01917--DAISY ALMIDA GONZALEZ	122234140014292	12,045.46
	1/21/2026	P01908A--JAIMES ADELA FAMILY CHILD CARE INC	122234140014291	9,072.76
	1/21/2026	P01906--SOFIA ALVAREZ DE GONZALEZ	122234140014290	9,463.74
	1/21/2026	P01901--XOCHITL QUIROZ DE ALCALA	122234140014289	1,945.92
	1/21/2026	P01889--MARIA SANDRA L DE ESTRADA	122234140014288	1,917.18
	1/21/2026	P01877--ANTONIA PANIAGUA ROSALES	122234140014287	14,600.39
	1/21/2026	P01867--IRMA AYALA CONTRERAS	122234140014286	1,090.81
	1/21/2026	P01853--MARIA C ZEPEDA DE NUNEZ	122234140014285	2,071.32
	1/21/2026	P01850--RUTH CARINA PAREDES	122234140014284	5,453.49
	1/21/2026	P01848--EDILIA GUTIERREZ DE GARCIA	122234140014283	3,843.57
	1/21/2026	P01843--MARIANELA G ORTIZ	122234140014282	5,131.87
	1/21/2026	P01837--ISABEL C MEDINA DE GARCIA	122234140014281	1,777.98
	1/21/2026	P01809--CONSUELO PUGA	122234140014280	3,619.27
	1/21/2026	P01807--FELISITA GOMEZ DE GOMEZ	122234140014279	5,558.97
	1/21/2026	P01804--CECILIA ZAMORA	122234140014278	4,214.28
	1/21/2026	P01802--SAIDY LORENA MAYEN	122234140014277	5,394.51
	1/21/2026	P01793--MARIA GUADALUPE BELTRAN SALCIDO	122234140014276	2,994.35
	1/21/2026	P01789--MARIA G AYALA	122234140014275	5,988.10
	1/21/2026	P01782--MONICA MARTINEZ	122234140014274	1,998.67
	1/21/2026	P01755--BEATRIZ JACQUEZ NUNEZ	122234140014273	2,108.12
	1/21/2026	P01754--VERONICA L ESCOBAR	122234140014272	5,927.35
	1/21/2026	P01735--MARGARITA PADILLA BARAJAS	122234140014271	9,981.84
	1/21/2026	P01734--MARGARITA CORTES DE BARAJAS	122234140014270	12,786.25
	1/21/2026	P01724--HEIDY ESMERALDA SANDOVAL	122234140014269	8,383.51
	1/21/2026	P01718--ONOFRE ZAMORA	122234140014268	13,410.40
	1/21/2026	P01692--MARIA PAZ RUIZ	122234140014267	3,882.72
	1/21/2026	P01664--ELIDA CRUZ	122234140014266	4,154.72
	1/21/2026	P01654--HILDA ARACELI ARAMBULA MORENO	122234140014265	995.27
	1/21/2026	P01652--TRINIDAD TINOCO	122234140014264	3,077.46
	1/21/2026	P01638--ELIZABETH GONZALEZ	122234140014263	3,109.51
	1/21/2026	P01628--DORA LUZ RIVERA	122234140014262	9,464.30
	1/21/2026	P01570--MARIA SOCORRO GOMEZ CABRERA	122234140014261	3,821.59
	1/21/2026	P01518--ROMELIA MORENO DE ESPINOZA	122234140014260	7,160.16
	1/21/2026	P01508--ROCELIA OROZCO LEMUS	122234140014259	1,935.90
	1/21/2026	P01507--MARIANA NAVA	122234140014258	10,176.03

Bank	Date	Vendor	Document no.	Amount
	1/21/2026	P01482--ROSA ANGELA ORTIZ	122234140014257	7,352.91
	1/21/2026	P01465--ESMERALDA ALCANTARA	122234140014256	4,258.40
	1/21/2026	P01456--ESTHER MELENDREZ	122234140014255	847.69
	1/21/2026	P01431--CLAUDIA ZARAGOZA DE RODRIGUEZ	122234140014254	14,965.50
	1/21/2026	P01382--LUZ MARIA VILLAGOMEZ	122234140014253	12,327.20
	1/21/2026	P01377--MARIA GUADALUPE NAVARRO DE ORTIZ	122234140014252	3,413.46
	1/21/2026	P01373--ELOISA LEMUS	122234140014251	6,382.69
	1/21/2026	P01366--MARIA R GARCIA DE ARAMBULA	122234140014250	2,293.81
	1/21/2026	P01318--MARIA CONCEPCION CEJA	122234140014249	4,149.84
	1/21/2026	P01307--MELANEA FIERROS HIDALGO	122234140014248	10,873.19
	1/21/2026	P01298--LETICIA MORALES	122234140014247	9,388.49
	1/21/2026	P01288--DOLORES PALACIOS DE GUZMAN	122234140014246	13,098.82
	1/21/2026	P01285--ADELA GARCIA DE SOSA	122234140014245	9,893.35
	1/21/2026	P01280--SILVIA MEJIA	122234140014244	10,792.71
	1/21/2026	P01279--AIDEE SANDOVAL	122234140014243	2,170.50
	1/21/2026	P01266--MARIA CARRILLO DE GUTIERREZ	122234140014242	5,640.14
	1/21/2026	P01256--ALMA R RANGEL	122234140014241	4,127.10
	1/21/2026	P01208--MARIA M ANGULO	122234140014240	6,354.60
	1/21/2026	P01187--MARIA LOURDES NIEVAS DE SALAZAR	122234140014239	1,838.78
	1/21/2026	P01177--SARA ESTELA POSADA	122234140014238	9,714.86
	1/21/2026	P01128--VIRGINIA RANGEL	122234140014237	4,891.51
	1/21/2026	P01122--MARIA DEL SOCORRO CARMONA	122234140014236	885.28
	1/21/2026	P01114--ROCIO SALAZAR	122234140014235	1,100.68
	1/21/2026	P01108--IMELDA MARIN DE JUAREZ	122234140014234	10,539.42
	1/21/2026	P01105--ANGELICA MAGANA MARES	122234140014233	6,442.35
	1/21/2026	P01096--LAURA A RODRIGUEZ	122234140014232	4,475.12
	1/21/2026	P01091--BIVIANA MANRIQUEZ	122234140014231	10,542.25
	1/21/2026	P01075--ROSALBA GONZALEZ	122234140014230	8,520.33
	1/21/2026	P01067--ANNA V MENDEZ	122234140014229	685.00
	1/21/2026	P01054--IRMA VERONICA OSEGUERA	122234140014228	2,007.70
	1/21/2026	P01050--LILIA YAZMIN JUAREZ	122234140014227	6,006.09
	1/21/2026	P01033--BLANCA ESTELA JIMENEZ	122234140014226	295.34
	1/21/2026	P01027--MA L MONROY DE SEVILLA	122234140014225	1,854.10
	1/21/2026	P01024--MACARMEN LUCATERO	122234140014224	1,422.70
	1/21/2026	P01013--MARIA DE JESUS REYNA	122234140014223	5,601.97
	1/21/2026	P01000--CLAUDIA ANDREA MUNOZ	122234140014222	4,517.98
	1/21/2026	P00966--ELIDIA O RANGEL	122234140014221	4,102.98
	1/21/2026	P00931--CARMEN MORALES DIAZ	122234140014220	9,963.46
	1/21/2026	P00903--PATRICIA HERNANDEZ	122234140014219	13,181.33
	1/21/2026	P00852--ELISA GONZALES	122234140014218	6,253.83
	1/21/2026	P00837--AGUSTINA MORENO	122234140014217	2,752.66
	1/21/2026	P00835--AIDA SALAZAR PACHECO	122234140014216	1,953.28
	1/21/2026	P00818--MARICELA CORTEZ	122234140014215	3,811.44
	1/21/2026	P00810--MAGDA F. SALDIVAR	122234140014214	8,043.70
	1/21/2026	P00808--MERCEDES CORRALES HIGUERA	122234140014213	1,923.60
	1/21/2026	P00805--ELVA BORUNDA FLORES	122234140014212	9,772.52
	1/21/2026	P00780--MAYRA FLORES	122234140014211	805.63
	1/21/2026	P00773--ROSALINDA G. OCHOA	122234140014210	13,021.70
	1/21/2026	P00769--LETICIA MARIA BOTELLO	122234140014209	7,397.56
	1/21/2026	P00760--MARYPAZ ALVARADO PEREZ	122234140014208	681.24
	1/21/2026	P00735--LAURA A GUTIERREZ	122234140014207	12,850.36
	1/21/2026	P00718--JUANA CORTEZ DE PEREZ	122234140014206	7,819.11
	1/21/2026	P00699--BLANCA EVELIA RUIZ DE SOLORIO	122234140014205	11,157.88
	1/21/2026	P00661--SOCORRO A MENDOZA	122234140014204	2,954.12
	1/21/2026	P00635--ESTELA N. VEGA	122234140014203	1,408.74

Bank	Date	Vendor	Document no.	Amount
	1/21/2026	P00608--ISABEL GARCIA	122234140014202	1,426.40
	1/21/2026	P00593--RITA GARCIA	122234140014201	6,842.83
	1/21/2026	P00582--JUANA H PIMENTEL	122234140014200	12,592.97
	1/21/2026	P00523--BEATRIZ TELLEZ DE TORRES	122234140014199	2,630.72
	1/21/2026	P00489--ESPERANZA B TOBAR	122234140014198	2,086.08
	1/21/2026	P00446--OLGA ZAMAGO	122234140014197	1,914.14
	1/21/2026	P00435--PATRICIA MUNOZ VASQUEZ	122234140014196	12,960.16
	1/21/2026	P00425--JUDITH ADRIANA PAREDES DE QUEZADA	122234140014195	1,937.40
	1/21/2026	P00349--YOLANDA JUAREZ	122234140014194	4,903.80
	1/21/2026	P00329--MARIA GUADALUPE LOPEZ CORZA	122234140014193	9,757.52
	1/21/2026	P00251--EVANGELINA CERVANTES DE RAMOS	122234140014192	4,830.02
	1/21/2026	P00163--LETICIA G HERNANDEZ	122234140014191	8,020.76
	1/21/2026	P00161--ALICIA GARCIA DE LEYVA	122234140014190	2,652.62
	1/21/2026	P00147--JOSEFINA GARCIA	122234140014189	1,891.00
	1/21/2026	P00090--MARIA ELENA CEJA	122234140014188	2,807.95
	1/21/2026	P00076--LILIA HORTENCIA OSEGUERA	122234140014187	6,261.94
	1/21/2026	P00019--TERESA CAROLINA OROPEZA	122234140014186	6,628.27
	1/21/2026	P00014--LILIA ISORDIA DE RANGEL	122234140014185	5,227.70
	1/21/2026	P00003--CATALINA CASTRO AYALA	122234140014184	13,771.33
	1/21/2026	P00002--NORA ELIA JAIME	122234140014183	1,060.14
	1/21/2026	V04961--HARVEST FARMS SOLUTIONS, INC	122234140014182	23,460.00
	1/21/2026	V04036--NANCY COSTA	122234140014181	379.40
	1/21/2026	V03927--SHARON BRIGGS	122234140014180	19.60
	1/21/2026	V03898--ROSA RABAGO	122234140014179	75.60
	1/21/2026	V03866--PATRICIA MEXICANO	122234140014178	77.70
	1/21/2026	V03836--MONICA ZAMUDIO	122234140014177	7.00
	1/21/2026	V03832--MONICA CASTANEDA	122234140014176	18.20
	1/21/2026	V03788--MARIA RAMOS	122234140014175	53.20
	1/21/2026	V03742--LILLIAN URREA	122234140014174	50.40
	1/21/2026	V03667--JANELLE ANDRES	122234140014173	77.70
	1/21/2026	V03641--GLORIA BARBERO	122234140014172	55.30
	1/21/2026	V03637--GIRLHENE SORIANO	122234140014171	47.60
	1/21/2026	V03636--GIOVANNI ARAGON	122234140014170	29.40
	1/21/2026	V03603--ELIZABETH CISNEROS	122234140014169	25.90
	1/21/2026	V03601--ELENA GARCIA	122234140014168	30.10
	1/21/2026	V03490--ANABEL JIMENEZ	122234140014167	37.10
	1/21/2026	V03484--AMBER PUMPHREY	122234140014166	67.20
	1/21/2026	V03415--STACY MERRIFIELD	122234140014165	5.60
	1/21/2026	V03388--KAREN RIOS	122234140014164	199.50
	1/21/2026	V03369--MARIA LIEVANOS	122234140014163	42.70
	1/21/2026	V03353--Cynthia Magdaleno	122234140014162	53.20
	1/21/2026	V03228--IMPERIAL BAG & PAPER CO, LLC	122234140014161	946.67
	1/21/2026	V03228--IMPERIAL BAG & PAPER CO, LLC	122234140014160	529.58
	1/21/2026	V03228--IMPERIAL BAG & PAPER CO, LLC	122234140014159	460.94
	1/21/2026	V03228--IMPERIAL BAG & PAPER CO, LLC	122234140014158	371.95
	1/21/2026	V03228--IMPERIAL BAG & PAPER CO, LLC	122234140014157	325.35
	1/21/2026	V03228--IMPERIAL BAG & PAPER CO, LLC	122234140014156	289.36
	1/21/2026	V03228--IMPERIAL BAG & PAPER CO, LLC	122234140014155	277.53
	1/21/2026	V03228--IMPERIAL BAG & PAPER CO, LLC	122234140014154	152.51
	1/21/2026	V03228--IMPERIAL BAG & PAPER CO, LLC	122234140014153	74.92
	1/21/2026	V03228--IMPERIAL BAG & PAPER CO, LLC	122234140014152	71.84
	1/21/2026	V03228--IMPERIAL BAG & PAPER CO, LLC	122234140014151	50.00
	1/21/2026	V03228--IMPERIAL BAG & PAPER CO, LLC	122234140014150	49.89
	1/21/2026	V03228--IMPERIAL BAG & PAPER CO, LLC	122234140014149	49.66
	1/21/2026	V03228--IMPERIAL BAG & PAPER CO, LLC	122234140014148	49.43

Bank	Date	Vendor	Document no.	Amount
	1/21/2026	V03082--IDEAL SPECIALTIES INC	122234140014147	10,354.04
	1/21/2026	V03057--CSG-NAM, LLC	122234140014146	803.62
	1/21/2026	V00585--KNIGHT'S SITE SERVICES INC	122234140014145	4,250.70
	1/21/2026	V00584--KLEIN DE NATALE GOLDNER COOPER ROSENLIEB & I	122234140014144	5,250.00
	1/21/2026	V00584--KLEIN DE NATALE GOLDNER COOPER ROSENLIEB & I	122234140014143	1,683.00
	1/21/2026	V00584--KLEIN DE NATALE GOLDNER COOPER ROSENLIEB & I	122234140014142	1,180.35
	1/21/2026	V00584--KLEIN DE NATALE GOLDNER COOPER ROSENLIEB & I	122234140014141	834.30
	1/21/2026	V00584--KLEIN DE NATALE GOLDNER COOPER ROSENLIEB & I	122234140014140	742.95
	1/21/2026	V00584--KLEIN DE NATALE GOLDNER COOPER ROSENLIEB & I	122234140014139	491.85
	1/21/2026	V00813--QUADIENT LEASING USA, INC	122234140014138	668.01
	1/21/2026	V03186--BLUETRITON BRANDS INC	122234140014137	5.40
	1/21/2026	V00358--EXACT STAFF, INC	122234140014136	840.00
	1/21/2026	V00920--SSD ALARM, INC	122234140014135	492.50
	1/21/2026	V03681--JERRY MEADE	122234140014134	483.00
	1/21/2026	V03174--OFFICE IMAGING, INC	122234140014133	979.64
	1/21/2026	V03744--LISA GONZALES	122234140014132	483.00
	1/21/2026	V03735--LAURIE HUGHEY	122234140014131	267.00
	1/21/2026	V04034--RINGCENTRAL INC.	122234140014130	17,267.26
	1/21/2026	V03692--JOSEPH AGUILAR	122234140014129	267.00
	1/21/2026	V00029--ADVANCED DATA STORAGE, INC	122234140014128	309.41
	1/21/2026	V00794--PLC SYSTEM SERVICES LLC	122234140014127	1,073.40
	1/21/2026	V04980--SCHULMAN INDUSTRIES LLC	122234140014126	950.00
	1/21/2026	V00146--CA ASSOCIATION OF FOOD BANKS	122234140014125	2,806.82
	1/21/2026	V04575--LOWE'S COMPANIES, INC.	122234140014124	49.32
	1/21/2026	V04575--LOWE'S COMPANIES, INC.	122234140014123	42.29
	1/21/2026	V04575--LOWE'S COMPANIES, INC.	122234140014122	18.33
	1/21/2026	V04459--SPECIALTY TRIM AND AWNING INC	122234140014121	1,875.00
	1/21/2026	V04180--DIESEL DIRECT LLC	122234140014120	555.99
	1/21/2026	V04690--SAGASER WATKINS & WIELAND PC	122234140014119	4,171.49
	1/21/2026	V04575--LOWE'S COMPANIES, INC.	122234140014118	616.00
	1/21/2026	V03603--ELIZABETH CISNEROS	122234140014117	70.00
	1/21/2026	V04575--LOWE'S COMPANIES, INC.	122234140014116	81.26
	1/21/2026	V00938--STOCKTON COMMUNITY KITCHEN	122234140014115	37,084.86
	1/21/2026	V00049--AMAZON CAPITAL SERVICES, INC	122234140014114	5,893.38
	1/21/2026	V04575--LOWE'S COMPANIES, INC.	122234140014113	17.75
	1/21/2026	V00592--LAKESHORE PARENT, LLC	122234140014112	5,323.54
	1/21/2026	V00475--INDEPENDENT FIRE AND SAFETY, INC.	122234140014111	216.79
	1/23/2026	V02424--MCFARLAND UNIFIED SCHOOL DISTRICT	307742	100.00
	1/23/2026	V00689--MERCED COUNTY OFFICE OF EDUCATION	307743	253.67
	1/23/2026	V03157--KERN ISLAND INVESTORS, GP	307741	7,647.00
	1/23/2026	V03157--KERN ISLAND INVESTORS, GP	307740	7,399.50
	1/23/2026	V02479--RONALD SHELAN	307748	5,704.14
	1/23/2026	V03003--FIRST CONGREGATIONAL CHURCH BAKERSFIELD	307737	5,004.92
	1/23/2026	V00953--TAFT CITY SCHOOL DISTRICT	307751	4,923.64
	1/23/2026	V02580--BEAR MOUNTAIN RECREATION & PARK DISTRICT	307728	3,700.00
	1/23/2026	V00932--STELLAR PLAZA LLC	307749	3,383.76
	1/23/2026	V02949--KERN COUNTY SUPERINTENDENT OF SCHOOLS	307739	2,200.00
	1/23/2026	V02967--MORE THAN ONE DIMENSION, INC.	307745	1,800.00
	1/23/2026	V02673--FIRST 5 MADERA COUNTY	307736	1,223.14
	1/23/2026	V01819--CENTRAL CAL MANAGEMENT, INC	307731	1,201.00
	1/23/2026	V01819--CENTRAL CAL MANAGEMENT, INC	307730	1,045.00
	1/23/2026	V02933--COMMUNITY SERVICES AND EMPLOYMENT TRAINING	307733	978.50
	1/23/2026	V01819--CENTRAL CAL MANAGEMENT, INC	307729	975.00
	1/23/2026	V03124--1020 CECIL LLC	307727	945.00
	1/23/2026	V00798--PREWITT FAMILY DECEDENTS TRUST	307747	925.00

Bank	Date	Vendor	Document no.	Amount
	1/23/2026	V02973--OMNI FAMILY HEALTH	307746	6,680.00
	1/23/2026	V00947--SUNRISE VILLA PARTNERS	307750	700.00
	1/23/2026	V00977--THE HOUSING AUTHORITY OF THE COUNTY OF KERN	307752	700.00
	1/23/2026	V02227--CITY OF ARVIN	307732	671.95
	1/23/2026	V00365--FAIRFAX SCHOOL DISTRICT	307735	3,303.00
	1/23/2026	V02690--HEARTS & LIVES	307738	550.00
	1/23/2026	V01005--TULARE COUNTY OFFICE OF EDUCATION	307753	500.00
	1/23/2026	V02966--MOJAVE UNIFIED SCHOOL DISTRICT	307744	450.00
	1/23/2026	V01041--VINELAND SCHOOL DISTRICT	307754	375.00
	1/23/2026	V00251--COUNTY OF KERN GENERAL SERVICES, 3RD FLOOR	307734	363.12
	1/23/2026	V00747--OLLIE SHANKLE TRUSTEE (LESSOR)	122234140014715	10,525.00
	1/23/2026	V00718--M-R PROPERTIES	122234140014714	7,291.00
	1/23/2026	V04773--EASTON BUSINESS COMPLEX	122234140014713	345.00
	1/23/2026	V04715--ASSOCIATED FILIPINO ORGANIZATIONS OF SAN JO/	122234140014712	5,688.00
	1/23/2026	V04715--ASSOCIATED FILIPINO ORGANIZATIONS OF SAN JO/	122234140014711	2,022.08
	1/23/2026	V04715--ASSOCIATED FILIPINO ORGANIZATIONS OF SAN JO/	122234140014710	666.98
	1/23/2026	V04640--NEEDLES FOR THE FUTURE	122234140014709	457.91
	1/23/2026	V04593--ORCHARD ALLIANCE - WAYSIDE CHAPEL	122234140014708	21,097.00
	1/23/2026	V04591--STAR 2 HOLDING LLC	122234140014707	1,123.20
	1/23/2026	V04143--NEORIA FAMILY REVOCABLE TRUST, PARAMPAL SIN(	122234140014706	6,335.00
	1/23/2026	V03295--RANCHO DE STINE LLC	122234140014705	21,892.00
	1/23/2026	V03278--LODI MUSLIM MOSQUE	122234140014704	5,700.00
	1/23/2026	V03247--BKAT, INC	122234140014703	11,247.60
	1/23/2026	V03159--JOHN REY	122234140014702	1,875.00
	1/23/2026	V03071--COUNTY OF KERN - MORTGAGE PAYMENT ONLY	122234140014701	44,367.81
	1/23/2026	V03007--JANET Y YU	122234140014700	700.00
	1/23/2026	V03006--GRACE COMMUNITY CHURCH	122234140014699	5,690.37
	1/23/2026	V02796--MARK AND HELENE MCELYEA	122234140014698	4,000.00
	1/23/2026	V02263--DIVERSIFIED PROJECT SERVICES INTL., INC.	122234140014697	9,555.00
	1/23/2026	V02261--DIOCESE OF FRESNO EDUCATION CORPORATION	122234140014696	3,532.50
	1/23/2026	V02150--5905 NILES ST LLC	122234140014695	4,460.04
	1/23/2026	V01072--YABITO CORPORATION	122234140014694	1,598.00
	1/23/2026	V00808--PROTEUS INC	122234140014693	500.00
	1/26/2026	V04985--RSI ENTERPRISES, INC	Voided - 306486	-144.00
	1/27/2026	V04544--ELAN	46023	62,615.04
	1/27/2026	V04639--CITIZENS BUSIENSS BANK	Voided - 305093	-25.00
	1/27/2026	P03013--SILVIA ELIZABETH SANDOVAL MORENO	307834	2,018.13
	1/27/2026	P03013--SILVIA ELIZABETH SANDOVAL MORENO	307833	3,176.58
	1/27/2026	V04906--SPECTRUMVOIP, INC	307809	394.32
	1/27/2026	V05100--GUADALUPE A CONTRERAS HERNANDEZ	307779	1,685.46
	1/27/2026	V02093--SPSSM INVESTEMENTS - IX LP	307810	2,850.00
	1/27/2026	V03618--ERNESTO LEON	307772	4,297.49
	1/27/2026	V02996--DEPARTMENT OF HUMAN RESOURCES	307769	15,284.09
	1/27/2026	V02984--VANESSA CORTEZ MENDOZA	307816	3,732.56
	1/27/2026	V00370--FEDEX	307773	225.45
	1/27/2026	V01012--UNITED RENTALS INC	307814	204.70
	1/27/2026	V00801--PRODUCERS DAIRY FOODS INC	307797	2,603.38
	1/27/2026	V03165--RAMON TAPIA	307798	3,675.00
	1/27/2026	V04824--A-1 PLUMBING SERVICE, INC.	307755	514.19
	1/27/2026	V04857--MARIA PIZANO	307788	65.00
	1/27/2026	V01009--ULINE	307813	792.80
	1/27/2026	V00477--INDIAN WELLS VALLEY WATER DISTRICT	307781	284.62
	1/27/2026	V04338--MAGNOLIA ESQUIVEL MORA	307786	138.00
	1/27/2026	V03430--SPECTRUM/CHARTER	307808	254.00
	1/27/2026	V00919--SPECTRUM	307804	176.25

Bank	Date	Vendor	Document no.	Amount
	1/27/2026	V03430--SPECTRUM/CHARTER	307807	220.00
	1/27/2026	V00229--COMCAST CORPORATION	307765	1,834.40
	1/27/2026	V04938--PINNACLE RECRUITING SERVICES LLC	307796	5,385.67
	1/27/2026	V04971--NISSAN NORTH AMERICA, INC.	307791	346.74
	1/27/2026	V00952--THOMAS D. DRULIAS	307812	1,050.00
	1/27/2026	V03430--SPECTRUM/CHARTER	307806	945.00
	1/27/2026	V00787--PG&E	307795	2,670.76
	1/27/2026	V00282--DELANO UNION SCHOOL DISTRICT	307768	3,825.00
	1/27/2026	V03172--OFFICE1 LEASING	307794	454.93
	1/27/2026	V00252--COUNTY OF KERN PUBLIC WORKS	307766	49.47
	1/27/2026	V00320--EAST NILES COMMUNITY SERVICES DIST	307771	74.91
	1/27/2026	V00919--SPECTRUM	307803	236.25
	1/27/2026	V03430--SPECTRUM/CHARTER	307805	214.00
	1/27/2026	V00389--FLYERS ENERGY LLC	307775	1,227.95
	1/27/2026	V00229--COMCAST CORPORATION	307764	249.06
	1/27/2026	V00320--EAST NILES COMMUNITY SERVICES DIST	307770	1,214.45
	1/27/2026	V00206--CHRISTOPHER PERCIVAL	307761	249.03
	1/27/2026	V04595--LOCKHART INVESTMENTS	307785	920.00
	1/27/2026	V00914--SOUTHERN CALIFORNIA EDISON	307802	2,261.48
	1/27/2026	V00194--CHARTER COMMUNICATIONS	307760	126.25
	1/27/2026	V03799--MARISSA ORTIZ-CORTEZ	307789	94.50
	1/27/2026	V00090--AT&T	307758	216.87
	1/27/2026	V03172--OFFICE1 LEASING	307793	231.83
	1/27/2026	V03217--KARADANIS SURVIVORS TRUST	307783	608.00
	1/27/2026	V05011--JESUS BRAVO FLORES	307782	1,300.00
	1/27/2026	V00429--GRIMMWAY ENTERPRISES, INC.	307778	8,016.00
	1/27/2026	V00374--FERGUSON ENTERPRISES INC #1350	307774	371.43
	1/27/2026	V00926--STANDARD PLUMBING SUPPLY COMPANY, INC	307811	87.91
	1/27/2026	V03172--OFFICE1 LEASING	307792	240.14
	1/27/2026	V00093--AT&T	307757	227.72
	1/27/2026	V00846--ROUTE 66 BROADBAND LLC	307799	218.13
	1/27/2026	V00903--SIGNAL SERVICE INC	307801	225.00
	1/27/2026	V00092--AT&T	307756	2,216.21
	1/27/2026	P00485--MARIA P COSIO	307826	9,209.06
	1/27/2026	P02991--ESMERALDA DIAZ LEON	307818	7,082.91
	1/27/2026	P02950--NORA NOELIA LUCATERO MORENO	307827	4,479.52
	1/27/2026	P00801--ROSAURA QUINTERO DE LOPEZ	307832	3,935.69
	1/27/2026	P02431--ROCIO VERONICA MUNIZ CERECEDA	307829	2,959.89
	1/27/2026	P02494A--MARIA LOURDES MORENO ESQUIVEL	307825	2,784.82
	1/27/2026	V00902--SIERRA SANDS UNIFIED SCHOOL DIST	307800	2,542.50
	1/27/2026	P02908--ROSA ELVIA ROJAS DE LOPEZ	307830	2,169.28
	1/27/2026	P02226--LILIA ESQUIVEL MONROY	307821	1,978.80
	1/27/2026	P02100--SOCORRO LARA DE GOVEA	307835	1,907.56
	1/27/2026	P02160--ROSALBA CABRAL	307831	1,832.67
	1/27/2026	P02523--MARCELINA PERALTA	307823	1,774.58
	1/27/2026	P02702--MARCELINA ZARATE ZARATE	307824	1,367.31
	1/27/2026	V04765--COMCAST CORPORATION	307763	1,361.43
	1/27/2026	P02881--PERLA GUADALUPE DIAZ MORENO	307828	1,312.96
	1/27/2026	P03002--FRANCISCO GONZALEZ MIRANDA	307819	1,196.12
	1/27/2026	P02873--GABRIELA IBARRA	307820	953.78
	1/27/2026	P02791--LUZ A ESQUIVEL MORENO	307822	744.25
	1/27/2026	V01026--VARNER & SON INC	307817	691.69
	1/27/2026	V00597--LAMONT SANITATION INC	307784	121.06
	1/27/2026	V01022--VALLEY PROPANE SERVICE	307815	213.75
	1/27/2026	V00207--CINTAS CORPORATION #668	307762	897.60

Bank	Date	Vendor	Document no.	Amount
	1/27/2026	V00169--CALIFORNIA WATER SERVICE	307759	1,587.13
	1/27/2026	V00273--DANIELLS PHILLIPS VAUGHAN & BOCK	307767	3,200.00
	1/27/2026	V05060--GILBERT JUAREZ	307777	3,940.30
	1/27/2026	V00458--HOME DEPOT COMMERCIAL CREDIT	307780	2,802.90
	1/27/2026	V04886--MARLIN LEASING CORPORATION	307790	398.85
	1/27/2026	V04000--MARI BARRIENTOS	307787	29.40
	1/27/2026	V04655--GALILEA HERRERA	307776	9.80
	1/27/2026	V00286--DELL TECHNOLOGIES, INC.	122234140014904	934.51
	1/27/2026	V00286--DELL TECHNOLOGIES, INC.	122234140014903	6,755.11
	1/27/2026	V00951--SYSCO FOOD SERVICES OF VENTURA INC	122234140014902	3,860.34
	1/27/2026	V04755--CITIGUARD, INC	122234140014901	1,364.00
	1/27/2026	V04917--LUIS D ALAMILLO	122234140014900	1,100.00
	1/27/2026	V03174--OFFICE IMAGING, INC	122234140014899	109.80
	1/27/2026	V03174--OFFICE IMAGING, INC	122234140014898	171.78
	1/27/2026	V03174--OFFICE IMAGING, INC	122234140014897	138.73
	1/27/2026	V03174--OFFICE IMAGING, INC	122234140014896	122.72
	1/27/2026	V03174--OFFICE IMAGING, INC	122234140014895	142.61
	1/27/2026	V00284--DELK PEST CONTROL	122234140014894	810.00
	1/27/2026	V03174--OFFICE IMAGING, INC	122234140014893	121.34
	1/27/2026	V03174--OFFICE IMAGING, INC	122234140014892	114.91
	1/27/2026	V03174--OFFICE IMAGING, INC	122234140014891	23.00
	1/27/2026	V00905--SMART & FINAL	122234140014890	530.97
	1/27/2026	V00683--MCWILLIAMS & WALDEN INC	122234140014889	69.99
	1/27/2026	V03174--OFFICE IMAGING, INC	122234140014888	23.00
	1/27/2026	V03205--CLARK PEST CONTROL OF STOCKTON, INC	122234140014887	146.00
	1/27/2026	V00640--MANAGEMENT INFORMATION TECHNOLOGY USA	122234140014886	1,350.00
	1/27/2026	V00874--SAVE MART SUPERMARKETS	122234140014885	172.66
	1/27/2026	V04591--STAR 2 HOLDING LLC	122234140014884	144.00
	1/27/2026	V04827--SAUL M CEDENO DBA MR CLEAN AUTO DETAILING	122234140014883	975.00
	1/27/2026	V03168--BRIGHTLY SOFTWARE INC	122234140014882	10,271.09
	1/27/2026	V00697--MICROSOFT CORPORATION	122234140014881	9.00
	1/27/2026	V00697--MICROSOFT CORPORATION	122234140014880	132.00
	1/27/2026	V00697--MICROSOFT CORPORATION	122234140014879	96.00
	1/27/2026	V00697--MICROSOFT CORPORATION	122234140014878	57.60
	1/27/2026	V03328--Hometown Plumbing	122234140014877	855.00
	1/27/2026	V00697--MICROSOFT CORPORATION	122234140014876	280.85
	1/27/2026	V03328--Hometown Plumbing	122234140014875	650.00
	1/27/2026	V00697--MICROSOFT CORPORATION	122234140014874	228.00
	1/27/2026	V00697--MICROSOFT CORPORATION	122234140014873	56.00
	1/27/2026	V04575--LOWE'S COMPANIES, INC.	122234140014872	509.10
	1/27/2026	V00358--EXACT STAFF, INC	122234140014871	1,400.00
	1/27/2026	V00257--CREATIVE FINANCIAL STAFFING LLC	122234140014870	5,085.70
	1/27/2026	V04575--LOWE'S COMPANIES, INC.	122234140014869	35.95
	1/27/2026	V03174--OFFICE IMAGING, INC	122234140014868	90.93
	1/27/2026	V00794--PLC SYSTEM SERVICES LLC	122234140014867	12,170.00
	1/27/2026	V00683--MCWILLIAMS & WALDEN INC	122234140014866	2,047.96
	1/27/2026	V00182--CDW LLC	122234140014865	579.79
	1/27/2026	V04575--LOWE'S COMPANIES, INC.	122234140014864	106.95
	1/27/2026	V04575--LOWE'S COMPANIES, INC.	122234140014863	91.53
	1/27/2026	V04575--LOWE'S COMPANIES, INC.	122234140014862	61.62
	1/27/2026	V00979--THE MARCOM GROUP, INC.	122234140014861	95.00
	1/27/2026	V00979--THE MARCOM GROUP, INC.	122234140014860	95.00
	1/27/2026	V00937--STINSON STATIONERS	122234140014859	464.66
	1/27/2026	V04575--LOWE'S COMPANIES, INC.	122234140014858	177.12
	1/27/2026	V04575--LOWE'S COMPANIES, INC.	122234140014857	144.85

Bank	Date	Vendor	Document no.	Amount
	1/27/2026	V03205--CLARK PEST CONTROL OF STOCKTON, INC	122234140014856	286.00
	1/27/2026	V03205--CLARK PEST CONTROL OF STOCKTON, INC	122234140014855	64.00
	1/27/2026	V03205--CLARK PEST CONTROL OF STOCKTON, INC	122234140014854	100.00
	1/27/2026	V00005--A-1 BATTERY COMPANY	122234140014853	124.59
	1/27/2026	V00128--BRADY INDUSTRIES OF CALIFORNIA, LLC, A BRADY	122234140014852	9,962.27
	1/27/2026	V03205--CLARK PEST CONTROL OF STOCKTON, INC	122234140014851	155.00
	1/27/2026	V03174--OFFICE IMAGING, INC	122234140014850	100.63
	1/27/2026	V00286--DELL TECHNOLOGIES, INC.	122234140014849	1,362.84
	1/27/2026	V00402--FRONTIER COMMUNICATIONS HOLDINGS LLC	122234140014848	104.18
	1/27/2026	V03328--Hometown Plumbing	122234140014847	135.00
	1/27/2026	V00683--MCWILLIAMS & WALDEN INC	122234140014846	1,782.77
	1/27/2026	V03186--BLUETRITON BRANDS INC	122234140014845	71.41
	1/27/2026	V03328--Hometown Plumbing	122234140014844	150.00
	1/27/2026	V00683--MCWILLIAMS & WALDEN INC	122234140014843	2,157.98
	1/27/2026	V03191--VAL-PRO, INC	122234140014842	1,583.80
	1/27/2026	V00402--FRONTIER COMMUNICATIONS HOLDINGS LLC	122234140014841	349.01
	1/27/2026	V04575--LOWE'S COMPANIES, INC.	122234140014840	82.23
	1/27/2026	V04575--LOWE'S COMPANIES, INC.	122234140014839	54.48
	1/27/2026	V04575--LOWE'S COMPANIES, INC.	122234140014838	113.06
	1/27/2026	V00559--KAPLAN EARLY LEARNING CO	122234140014837	35.84
	1/27/2026	V00559--KAPLAN EARLY LEARNING CO	122234140014836	3,020.64
	1/27/2026	V00559--KAPLAN EARLY LEARNING CO	122234140014835	476.32
	1/27/2026	V03328--Hometown Plumbing	122234140014834	135.00
	1/27/2026	V00559--KAPLAN EARLY LEARNING CO	122234140014833	59.76
	1/27/2026	V03263--FLOWERS BAKERIES SALES OF SOCAL, LLC	122234140014832	172.00
	1/27/2026	V03263--FLOWERS BAKERIES SALES OF SOCAL, LLC	122234140014831	51.60
	1/27/2026	V03228--IMPERIAL BAG & PAPER CO, LLC	122234140014830	1,046.58
	1/27/2026	V03228--IMPERIAL BAG & PAPER CO, LLC	122234140014829	115.56
	1/27/2026	V03228--IMPERIAL BAG & PAPER CO, LLC	122234140014828	50.00
	1/27/2026	V03228--IMPERIAL BAG & PAPER CO, LLC	122234140014827	8.31
	1/27/2026	V03228--IMPERIAL BAG & PAPER CO, LLC	122234140014826	4.13
	1/27/2026	V04575--LOWE'S COMPANIES, INC.	122234140014825	92.53
	1/27/2026	V00108--BALCO HOLDINGS, INC. DBA BAY ALARM COMPANY	122234140014824	142.66
	1/27/2026	V01044--W W GRAINGER INC	122234140014823	173.78
	1/27/2026	V03328--Hometown Plumbing	122234140014822	135.00
	1/27/2026	V00029--ADVANCED DATA STORAGE, INC	122234140014821	17.60
	1/27/2026	V03421--REBECCA MORENO	122234140014820	215.00
	1/27/2026	V00285--DELL FINANCIAL SERVICES LLC	122234140014819	846.81
	1/27/2026	V00146--CA ASSOCIATION OF FOOD BANKS	122234140014818	400.00
	1/27/2026	V00285--DELL FINANCIAL SERVICES LLC	122234140014817	247.55
	1/27/2026	V01032--VERIZON WIRELESS	122234140014816	3,718.15
	1/27/2026	P03022--MARIA GUADALUPE GARCIA PEREZ	122234140014815	290.63
	1/27/2026	P03015--ANA MARIA NUNEZ ZEPEDA	122234140014814	1,030.24
	1/27/2026	P03009--MARIA CRISTINA ALVAREZ FIGUEROA	122234140014813	2,047.29
	1/27/2026	P02996--JENNIFER RENNE TENORIO	122234140014812	1,532.54
	1/27/2026	P02990--MARIA S VAZQUEZ	122234140014811	968.22
	1/27/2026	P02987--EVERSPRING PLAY INC	122234140014810	1,372.04
	1/27/2026	P02977--SUSANA SALAZAR CONTRERAS	122234140014809	2,940.84
	1/27/2026	P02960--JUANA ESQUIVEL	122234140014808	6,588.09
	1/27/2026	P02959--IMELDA TORRES RANGEL	122234140014807	1,059.10
	1/27/2026	P02956--DANIA URBINA MALDONADO	122234140014806	740.96
	1/27/2026	P02930--LUBI I RANGEL MAGANA	122234140014805	953.78
	1/27/2026	P02925--SANTOS MIRIAM CRUZ	122234140014804	7,985.66
	1/27/2026	P02923--ARACELI SANTOS PACHECO	122234140014803	7,968.09
	1/27/2026	P02918A--LITTLE DREAMERS CHILD CARE LLC	122234140014802	2,268.16

Bank	Date	Vendor	Document no.	Amount
	1/27/2026	P02915--SANDRA VEGA HERNANDEZ	122234140014801	2,066.95
	1/27/2026	P02869--DINA GONZALEZ	122234140014800	6,979.77
	1/27/2026	P02864--REINA SANTIAGO PEREZ	122234140014799	4,226.61
	1/27/2026	P02846--ELIZABETH GUZMAN DE ARELLANO	122234140014798	1,069.87
	1/27/2026	P02843--ESMERALDA OSEGUERA HERRERA	122234140014797	4,454.77
	1/27/2026	P02826--SILVIA LEMUS DE OROZCO	122234140014796	6,102.03
	1/27/2026	P02823--DANIELA ALVAREZ	122234140014795	3,418.82
	1/27/2026	P02762--MARIA ELENA LEAL	122234140014794	2,139.14
	1/27/2026	P02755--LORRAINE DIAZ	122234140014793	9,226.57
	1/27/2026	P02739--CELESTINA ANDREAH CONTRERAS	122234140014792	612.40
	1/27/2026	P02730--YANELA PLACIDO MEJIA	122234140014791	3,112.72
	1/27/2026	P02667--MARIA ANGELA DIAZ	122234140014790	5,287.42
	1/27/2026	P02648--ISABEL MARTINEZ-LOMELI	122234140014789	6,452.30
	1/27/2026	P02637--DEANNA RAMIREZ	122234140014788	5,996.01
	1/27/2026	P02609--ROSAURA IBARRA OROZCO	122234140014787	4,811.70
	1/27/2026	P02584--NORMA PULIDO CRUZ	122234140014786	90.62
	1/27/2026	P02576--PRECIOSA ISABEL CHAMALE CASTRO	122234140014785	1,310.98
	1/27/2026	P02575--MARIA A VARGAS	122234140014784	1,504.52
	1/27/2026	P02572--ESTHER NAVARRO	122234140014783	4,852.85
	1/27/2026	P02567--LORENA PEREZ MELGOZA	122234140014782	10,343.49
	1/27/2026	P02554--YESICA SANCHEZ ARRIAGA	122234140014781	10,189.97
	1/27/2026	P02551--ANGELICA VALIENTE DE BARRAGAN	122234140014780	11,038.48
	1/27/2026	P02544--ANABEL A MARTINEZ	122234140014779	1,964.66
	1/27/2026	P02539--KASANDRA BASURTO	122234140014778	1,889.39
	1/27/2026	P02513--ESMERALDA Y GONZALES	122234140014777	1,504.23
	1/27/2026	P02507--LETICIA HERNANDEZ	122234140014776	1,457.80
	1/27/2026	P02464--GLADYS ISELA RODRIGUEZ	122234140014775	10,245.86
	1/27/2026	P02463--YADIRA REBOLLEDO	122234140014774	12,101.38
	1/27/2026	P02448--JANET RODRIGUEZ	122234140014773	7,294.60
	1/27/2026	P02438--GEORGINA CONCEPCION WARREN COSTALES	122234140014772	2,838.23
	1/27/2026	P02435--JANET GARCIA-ALAPIZCO	122234140014771	14,841.58
	1/27/2026	P02430--ALMA AYDE GOMEZ ALVAREZ	122234140014770	5,797.13
	1/27/2026	P02351--ALMA DELIA WENCES	122234140014769	1,629.68
	1/27/2026	P02345--GENOVEVA LOPEZ	122234140014768	986.55
	1/27/2026	P02344--MARIA SANCHEZ IBARRA	122234140014767	263.70
	1/27/2026	P02324--LUZ MARIA RAMIREZ	122234140014766	1,325.23
	1/27/2026	P02323--SONIA PANTOJA	122234140014765	2,923.02
	1/27/2026	P02320--LILIANA REYES GONZALEZ	122234140014764	995.27
	1/27/2026	P02313--MARIA GUADALUPE BARAJAS DE GARCIA	122234140014763	2,162.22
	1/27/2026	P02302--MARIBEL SANTOS GALINDO	122234140014762	1,498.58
	1/27/2026	P02280--NORMA MENDOZA	122234140014761	1,011.25
	1/27/2026	P02238--MATILDE VILLAFAN DE MARAVILLA	122234140014760	8,827.95
	1/27/2026	P02218--ADELA RUIZ	122234140014759	2,431.02
	1/27/2026	P02217--MARIA LUISA CASAS	122234140014758	12,867.15
	1/27/2026	P02210--ANA HERMELINDA SANTOS PACHECO	122234140014757	13,053.06
	1/27/2026	P02195--LINDA'S CHILD CARE PROVIDER INC	122234140014756	10,843.67
	1/27/2026	P02173--BERTHA CONTRERAS	122234140014755	2,981.18
	1/27/2026	P02161--SANDRA MARTINEZ VARELA	122234140014754	2,532.01
	1/27/2026	P02158--CASA DE ADORACION TULARE	122234140014753	7,579.82
	1/27/2026	P02154--GUADALUPE CABRERA	122234140014752	13,255.58
	1/27/2026	P01934--MARIA A MAGALLON OROZCO	122234140014751	2,385.82
	1/27/2026	P01910--ANDREA BUENROSTRO	122234140014750	9,133.96
	1/27/2026	P01865--DINA BEATRIZ GONZALEZ	122234140014749	4,209.87
	1/27/2026	P01806--MARIA E SANCHEZ DE GOMEZ	122234140014748	7,642.97
	1/27/2026	P01765--VERONICA ALVAREZ	122234140014747	7,178.58

Bank	Date	Vendor	Document no.	Amount
	1/27/2026	P01759--MARIBEL MEDINA VARGAS	122234140014746	2,646.74
	1/27/2026	P01685--SILVIA PRECIADO	122234140014745	1,668.33
	1/27/2026	P01666--PATRICIA SANCHEZ	122234140014744	2,473.30
	1/27/2026	P01561--ANA M. DAVILA	122234140014743	7,129.81
	1/27/2026	P01556--YNEZ ATHENA CHAVEZ-ANDRADE	122234140014742	8,588.44
	1/27/2026	P01460--MARILU GARZA	122234140014741	4,557.89
	1/27/2026	P01377--MARIA GUADALUPE NAVARRO DE ORTIZ	122234140014740	850.24
	1/27/2026	P01373--ELOISA LEMUS	122234140014739	173.82
	1/27/2026	P01353--CARMEN BELTRAN	122234140014738	6,249.03
	1/27/2026	P01304--MARIA GUADALUPE JAYME	122234140014737	5,258.97
	1/27/2026	P01189--RAQUEL POSADAS DE GIRON	122234140014736	11,520.94
	1/27/2026	P01171--ARACELI EMMA GUERRERO DE MENDEZ	122234140014735	6,778.25
	1/27/2026	P01106--HILDA BARAJAS JUAREZ	122234140014734	2,162.22
	1/27/2026	P00832--YOLANDA CORTES DE MENDOZA	122234140014733	1,268.35
	1/27/2026	P00803--DELIA IRENE ARAUJO DOMINGUEZ	122234140014732	6,190.65
	1/27/2026	P00524--IRMA GUTIERREZ	122234140014731	6,118.29
	1/27/2026	P00468--GABRIELA GARCIA DE RODRIGUEZ	122234140014730	12,827.25
	1/27/2026	P00402--YOLANDA MUNOZ	122234140014729	13,388.52
	1/27/2026	P00043--MARIA TERESA ALANIS	122234140014728	2,083.94
	1/27/2026	V00592--LAKESHORE PARENT, LLC	122234140014727	3,343.44
	1/27/2026	V04874--SARINA NAOMI BANTA	122234140014726	102.00
	1/27/2026	V02658--ELSA NAVARRETE	122234140014725	305.00
	1/27/2026	V00024--ADP, LLC.	122234140014724	28,697.63
	1/27/2026	V04180--DIESEL DIRECT LLC	122234140014723	7,439.50
	1/27/2026	V03246--YESENIA SALAZAR PENA dba BABIES BLOOM LLC	122234140014722	9,000.00
	1/27/2026	V00067--ANDRE-BOUDIN BAKERIES, INC	122234140014721	522.97
	1/27/2026	V00049--AMAZON CAPITAL SERVICES, INC	122234140014720	17,456.50
	1/27/2026	V03986--YOLANDA GONZALES	122234140014719	305.00
	1/27/2026	V00794--PLC SYSTEM SERVICES LLC	122234140014718	472.50
	1/27/2026	V03174--OFFICE IMAGING, INC	122234140014717	23.00
	1/27/2026	V03636--GIOVANNI ARAGON	122234140014716	39.20
	1/27/2026	P02574--OLGA NOVELA DE HUERTA	Voided - 307273	-576.00
	1/27/2026	P02574--OLGA NOVELA DE HUERTA	Voided - 307274	-3,448.00
	1/27/2026	P02991--ESMERALDA DIAZ LEON	Voided - 1222341400146(	-7,082.91
	1/28/2026	V02996--DEPARTMENT OF HUMAN RESOURCES	Voided - 307769	-15,284.09
	1/28/2026	P02322--MARGARITA BUSTAMANTE DE FELIX	122234140014905	60.00
	1/30/2026	V05101--MARNI BACA	307838	2,500.00
	1/30/2026	V04722--ABRAMSON LEVIN & GINDI LLP	307837	2,500.00
	1/30/2026	V05106--GLORIA BREANA PADILLA	307836	612.44
Total for CBB - Operating Acct			1730	**6,204,234.00**

MEMORANDUM

To: Board of Directors

From: Lisa Gonzales, Program Governance Coordinator

Date: March 25, 2026

Subject: *Agenda Item VI(a)*: March Policy Council Report – **Action Item**

The Policy Council met as scheduled on February 24, 2026 with a quorum established.

The 2026-2027 Head Start Program Planning Calendar was presented to the Policy Council for review and discussion. This document outlines program activities to be completed over the course of the fiscal year to support and ensure continued delivery of high quality services to the children and families served. In addition, the Program Planning Calendar indicates the responsible party for each activity as well as timelines and the governing bodies involved. Upon completion of the presentation and subsequent discussion, the Policy Council unanimously approved the 2026-2027 Head Start Program Planning Calendar.

The Council also unanimously approved the application and election of Past Parent Community Representative Pablo Reyes to serve as a member of the 2025-2026 Policy Council. Mr. Reyes had previously served on the Council for two years, and his children have since completed their participation in the Head Start program.

The next Policy Council meeting will take place on March 24, 2026.

Recommendation:
The Policy Council requests Board approval of the March Policy Council Report and the meeting minutes from January 20, 2026.

Attachment:
Policy Council Meeting Minutes from January 20, 2026.

COMMUNITY ACTION PARTNERSHIP OF KERN
POLICY COUNCIL MEETING MINUTES
January 20, 2026
CAPK Administrative Office
1300 18th Street, Bakersfield, CA 93301

1. **Call to Order**
The meeting was called to order at 5:31 p.m.
a. Roll call was taken, and a quorum was established.
Policy Council Members Present: Alejandra Verduzco, Candy Diaz, Clarissa Mendoza, Jennifer Juarez, Joanna Bautista, Maria Reyes, Maritza Garcia, Michelle Jara-Rangel, Norma Valentin, Zuleima Garcia
Policy Council Members Absent: Frances Torres, James Osborne, Monique Silva, Rebecca Castro

2. **Public Comments**
The public may address the Policy Council on items not included on the agenda at this time. However, the Policy Council will take no action other than that of referring the item(s) to staff for study and analysis. Speakers are limited to three minutes. If more than one person wishes to address the same topic, the total group time for the topic will be 10 minutes. Please state your name before making your presentation.
None

3. **Committee Reports**
a. **Budget & Finance – Maria Reyes**
The Budget & Finance Committee met on January 12, 2026. Budget to actual reports for the grant period March 1, 2025 through November 30, 2025 were shared and discussed with the committee. Agency credit card information was also provided as were the Parent Activity Funds, Parent Local Travel and Childcare Reimbursement reports for the same time period. The Non-Federal Share (in-kind) report was also shared with the committee. Members were provided with information which outlined definitions of various line items found in the budget reports as well as provided examples of expenditures that might fall into the various categories. The committee voted on and approved the proposed meeting dates as presented. Moving forward the Budget & Finance Committee will meet on the third Tuesday of each month, on Microsoft Teams at 5:30 p.m. The next meeting will take place on February 17, 2026.
b. **Bylaws – Maritza Garcia**
The Bylaws Committee will have their first meeting of the term on Tuesday, February 3, 2026. During this meeting, the committee will discuss its role and responsibilities as outlined in the Head Start Program Performance Standards and the CAPK Policy Council Bylaws. During future meetings conducted over the course of the term, the committee will review and discuss the current bylaws document for a greater understanding. At the first meeting, the proposed Bylaws Committee Meeting dates will be presented for review and discussion followed by subsequent action.
c. **Planning – Norma Valentin**
The Planning Committee met on January 13, 2026. The Division Program Activity Report for November and December was shared with members. During the month of November, Early Head Start reported 97% enrollment and Head Start reported 98% enrollment. The Central Kitchen prepared 59,341 meals and 64,927 meals were delivered to centers. In December, Head Start enrollment reported was 99% and Early Head Start reported 98% . The 2026-2027 Recruitment and Selection Plan was shared with the committee before being presented to the full Policy Council.
d. **School Readiness – Alejandra Verduzco**
The School Readiness Committee will meet for the first time this term on Thursday, February 19, 2026. This meeting will focus on the educational element of school readiness. Throughout the remainder of the committee meetings, members will hear information on various components which contribute to a child's school readiness such as health and nutrition, family engagement and more. During the final meeting of the term the committee will review and discuss the proposed school readiness goals for the 2026-2027 school year and have an opportunity to provide feedback and suggestions.

4. <u>Consent Agenda</u> ***ACTION**

The Consent Agenda consists of items that are considered routine and non-controversial. These items are approved in one motion unless a member of the Council or the public requests the removal of a particular item. If comment or discussion is requested, the item will be removed from the Consent Agenda and will be considered in the order listed.

a. Policy Council Meeting Minutes – December 16, 2025
b. Head Start Budget to Actual Report, March 1, 2025, through November 30, 2025
c. Early Head Start Budget to Actual Report, March 1, 2025, through November 30, 2025
d. Head Start and Early Head Start Kern Non-Federal and In-Kind Report, March 1, 2025, through November 30, 2025
e. Early Head Start Childcare Partnerships Non-Federal Share and In-Kind Report, March 1, 2025 through November 30, 2025
f. Parent Travel & Childcare through November 30, 2025
g. Parent Activities through November 30, 2025
h. Children's Mobile Clinic – January 2026 (English/Spanish)
i. January Family Bucket List – CAPK Head Start Family Engagement (English/Spanish)
j. January Kindness Calendar 2026
k. 20 Tips for a Positive New Year – Jon Gordon
l. Parenting Styles: What Are Parenting Styles?
m. Backpack Connection Series: How to Help Your Child Learn to Share (English/Spanish)
n. 3rd Annual Fatherhood Conference – January 23, 2026, DoubleTree Hotel - Bakersfield, CA (English/Spanish)
o. Unsheltered 2026 Point in Time Count – January 28, 2026, Bakersfield Kern Regional Homeless Collaborative
p. Read Across America Spirit Week – March 2 – 6, 2026
q. Read Across America Event Save the Date – March 6, 2026
r. Head Start Recruitment Flyer (English/Spanish)
s. Early Head Start San Joaquin Flyer (English/Spanish)
t. Home Visiting Program Flyer (English/Spanish
u. Policy Council Meeting Dates

A motion was made by Norma Valentin and seconded by Zuleima Garcia to approve consent agenda items (a) through (u). Motion carried unanimously.

5. <u>New Business</u> ***ACTION**

a. **2026-2027 Recruitment & Selection Plan – Carol Hendricks, Enrollment and Attendance Manager**
Prior to sharing the 2026-2027 Recruitment & Selection Plan, Carol thanked the Policy Council for the feedback provided during the previous months which afforded the opportunity to incorporate suggestions and to redesign the document. Carol shared that one of the changes made to the document included the addition of hyperlinks in lieu of directly quoting specific Head Start Program Performance Standards. Going this route also shortened the length of the document as well. Highlights of additional changes/edits made to the Recruitment & Selection Plan were shared with the Council as the document was reviewed. Upon conclusion of the presentation, and thorough discussion, a motion was made by Alejandra Verduzco to approve the 2026-2027 Recruitment & Selection Plan and seconded by Michelle Jara-Rangel. Motion carried unanimously.

b. **Election of Candy Diaz to the Policy Council Bylaws Committee**
A motion was made by Maritza Garcia to approve the election of Candy Diaz to the Policy Council Bylaws Committee; Clarissa Mendoza seconded the motion. Motion carried unanimously.

c. **Election of Zuleima Garcia, Joanna Bautista, and Jennifer Juarez to the Policy Council Planning Committee**
A motion was made by Candy Diaz to approve the election of Zuleima Garcia, Joanna Bautista, and Jennifer Juarez to serve as members of the Policy Council Planning Committee; Norma Valentin seconded the motion. Motion carried unanimously.

6. **Standing Reports**

a. **Program Governance – Lisa Gonzales, Program Governance Coordinator**

Lisa thanked members for their commitment to the Council and for their attendance despite the less than favorable weather.

Lisa also spoke specifically to several items contained in the Policy Council packet such as, the January Family Engagement Bucket List Activity, listing or drawing things you'd like to do, visit or accomplish as a family, Positive Tips for a New Year, focusing on positive self-talk, and being grateful for even the seemingly inconsequential things. She also touched on Parenting Styles, shared examples, and spoke briefly on the importance of such. Lisa reminded members that the 3rd Annual Fatherhood Conference was coming up, taking place on Friday, January 24, 2026. In upcoming events Lisa pointed out the flyer contained in the Policy Council packet regarding the Annual Read Across America Event taking place during the first week of March. This event will consist of daily activities at our centers culminated by a reception to be held on March 6, 2026 at the CAPK Administrative Office.

Lisa presented five year Policy Council member and Board of Directors Representative, Michelle Jara-Rangel with a token of appreciation for her service to the Council. It was noted that Michelle's time and commitment spans service spent both as a parent and a Board member. Lisa expressed her gratitude for the knowledge, expertise, insight, and perspective Michelle has provided over the years as she was wished well on future endeavors.

In closing, Lisa thanked Maria for stepping into the role of Chairperson for this meeting. She shared how important member attendance is, noting that without establishing a quorum none of the action items presented during the meeting would have been authorized to move forward. Lisa again expressed her gratitude and appreciation to the Council.

b. **Board of Directors – Michelle Jara-Rangel, CAPK Board of Directors Representative**

Michelle stated the full Board of Directors did not meet in December. The December meeting consisted of only the Executive Board. This meeting took place on December 10, 2025 with a quorum established. There were five action items and one informational item contained under new business. Michelle shared that notable information from this meeting included the request for approval from Lisa Gonzales for Maria Reyes to serve as the Policy Council representative to the Board of Directors, as well as a request from Chief Executive Officer Jeremy Tobias to decline a funding contribution from the City of Bakersfield for the government shut down and SNAP benefit response. All action items were approved, and the Executive Committee convened in a closed session to discuss the CEOs annual evaluation. The next scheduled full Board Meeting will be held on Monday, January 26, 2026.

In closing, Michelle thanked everyone and shared that she has had a great five years serving on the Policy Council. She stated that though she may be a reviewer, she has still learned so much from staff regarding program changes and more. In addressing the Council, Michelle reminded members that we are always learning and can learn something new every day and keep that in mind. Michelle wished members a wonderful year serving on the Policy Council and encouraged them to learn all they can.

c. **Head Start/State Child Development – Yolanda Gonzales, Head Start/State Child Development Director**

Jerry Meade, Assistant Director of Program presented on behalf of Yolanda Gonzales who had a prior commitment. He expressed gratitude to Council members for their overwhelming commitment to the Recruitment & Selection Plan document and the amount of work that was put into obtaining its approval. Jerry shared that it was also an opportunity for program to revisit timing of future presentations. All the interactions with the Policy Council that took place over the course of the past several months regarding the Recruitment & Selection Plan lent insight for staff to ensure they present items in a timely manner and how they will obtain future approvals. Jerry shared that the Recruitment & Selection Plan will now be taken to the Board of Directors in February for their approval. The Board will have an opportunity to hear about all the amazing contributions made by the Council as their approval of this document is requested.

Jerry thanked Michelle Jara-Rangel for her commitment, noting that twenty one years ago, was when he first met Michelle and they have had the opportunity over the past two decades to work together. Jerry stated that

Michelle's commitment and contribution to Head Start and to CAPK as a Board Member has been amazing. He expressed appreciation for her insightful conversations and perspective.

In continuing the Director's Report, Jerry also thanked Maria for assuming the role of Chairperson for the evening and spoke about the upcoming Winter Leadership Institute taking place in Washington D.C. which Council member Clarissa Mendoza will attend. Attendees of this conference will have the opportunity to meet with both state senators and local representatives to advocate for the program and to share what is happening in our community.

Jerry also shared information about several activities taking place at the center level. A literacy activity which included math and social studies is ongoing at the Taft Child Development Center. Staff at the center have been connecting with other Head Start programs throughout the nation to exchange Valentine cards and to share fun facts about the city of Taft. It was noted that the center has received return responses from Michigan, Florida, Texas, Oklahoma, Vermont, Colorado and more!

Additionally, in support of the current ball study, a father in the program at the Alicante site created mini-pinatas with ball shaped items, such as tennis balls, footballs, and soccer balls. In partnership with the Arts Council, the Delano site created dream catchers and children learned about the significance and history of the dream catcher. Children at the Rosamond site along with the father figure in their lives will create football jerseys next month. They will have the opportunity to decorate, personalize, and embellish their jerseys.

In closing, Jerry spoke about the upcoming Fatherhood Conference and also shared that the end of the fiscal year is next month (February 28, 2026) and staff are working extremely hard at submitting any final documents so that we can close out the year quickly and be prepared to start our next fiscal year on March 1, 2026.

Jerry concluded by thanking members for their participation with the Policy Council.

7. <u>Policy Council Chairperson Report</u>

Maria shared that while facilitating the meeting was a little "nerve-wracking" it was helpful to her as she steps into her role as Policy Council Representative to the CAPK Board of Directors.

8. <u>Policy Council Member Comments</u>

Members had an opportunity to share a comment if they would like.

Clarissa Mendoza thanked fellow members for their participation and for voting for her to attend the Winter Leadership Institute in Washington D.C. She added that she is very excited for the opportunity and is ready to learn!

Jennifer Juarez inquired about receiving notifications regarding Planning Committee meetings. It was stated that she will receive notifications, including the invitation to the meeting, the agenda, minutes, and any additional paperwork necessary from staff sponsor Rosa Guerrero.

Maritza Garcia stated that it was a very nice meeting and she is looking forward to the next one.

Michelle Jara-Rangel shared that Girl Scout Cookie season is in effect with sales booths going up the first weekend in February and adding to please be nice to the Girl Scouts when members see them out.

9. <u>Next Scheduled Meeting</u>

The next Policy Council meeting will be held on February 24, 2026 at 5:30 p.m. in the Board Room.

10. <u>Adjournment</u>

The meeting was adjourned at 6:18 p.m.