



DATE | April 17, 2024
TIME | 12:00 pm
LOCATION | CAPK Administrative Office
1300 18th St., 3rd Floor
Bakersfield, CA 93301

Budget & Finance Committee Agenda Minutes

1. Call to Order

2. Roll Call

Michelle Jara Rangel
Denise Boshers

Mia Cifuentes
Fatima Echeverria

3. Public Comments

The public may address the Committee on items not on the agenda but under the jurisdiction of the Committee. Speakers are limited to 3 minutes. If more than one person wishes to address the same topic, the total group time for the topic will be 10 minutes. Please state your name before making your presentation.

4. New Business

- | | |
|---|---|
| a. Head Start / Early Head Start Budget to Actual Reports for February 29, 2024 - Info Item
a. Head Start Budget to Actual for the Period Ended February 29, 2024
b. Early Head Start Budget to Actual for the Period Ended February 29, 2024 (p. 2-11) | Gabrielle Alexander, Director of Finance, & Louis Rodriguez, Head Start Finance Administrator |
| b. Kern Health Systems Contract: CalAIM Incentive Payment Program (IPP) East Kern Family Resource Center (EKFRC) – Action Item (p.12-30) | Freddy Hernandez, Director of Youth & Community Services & Rebecca Moreno, Director Health Services |
| c. February 2024 Financial Reports – Action Item (p.31-126) | Gabrielle Alexander, Director of Finance |
| d. Goal 6 Strategic Plan Update – Info Item (p.127-130) | Gabrielle Alexander, Director of Finance |

5. Committee Member Comments

6. Next Scheduled Meeting

Budget & Finance Committee Meeting
Wednesday, May 22nd
1300 18th St., 3rd Floor, Executive Conference Room
Bakersfield, CA 93301

7. Adjournment

This is to certify that this Agenda Notice was posted in the lobby of the CAPK Administrative Office at 1300 18th St. Bakersfield, CA and online at www.capk.org by 12:00 pm, April 12, 2024 by Glynief Campbell, Administrative Coordinator.



MEMORANDUM

To: Budget and Finance Committee

From: Tracy Webster, CFO/ Louis Rodriguez, Finance Administrator

Date: April 17, 2024

Subject: *Agenda Item 4a: Head Start* Budget to Actual Report for the period ended February 29, 2024 – **Info Item**

The Office of Head Start has awarded CAPK the full amount of its Head Start and Early Head Start grant for a five-year budget period, the fifth-year budget period is March 1, 2023, through February 29, 2024.

The following are highlights of the Head Start Budget to Actual Report for the period of March 1, 2023, through February 29, 2024. Twelve months (100%) of the 12-month budget period have elapsed.

Base Funds

Overall expenditures are 92% of the budget.

Training & Technical Assistance Funds

Overall expenditures are 100% of the budget.

Carryover Funds

Overall expenditures are 35% of the budget.

Non-Federal Share (Head Start and Early Head Start combined)

The non-Federal share is at 114% of the budget.

**Community Action Partnership of Kern
Head Start
Budget to Actual Report**
Budget Period: March 1, 2023 - February 29, 2024
Report Period: March 1, 2023 - February 29, 2024
Month 12 of 12 (100%)

Prepared 04/09/2024

BASE FUNDS	BUDGET	ACTUAL	REMAINING	% SPENT	% REMAINING
PERSONNEL	9,442,036	8,702,792	739,244	92%	8%
FRINGE BENEFITS	3,650,298	2,342,191	1,308,107	64%	36%
TRAVEL	70,000	70,000	-	100%	0%
EQUIPMENT	-	(7,406)	7,406		
SUPPLIES	744,041	1,099,540	(355,499)	148%	-48%
CONTRACTUAL	171,839	267,139	(95,300)	155%	-55%
CONSTRUCTION	-	-	-		
OTHER	4,036,858	4,319,439	(282,581)	107%	-7%
INDIRECT	1,752,938	1,562,941	189,997	89%	11%
TOTAL BASE FUNDING	19,868,010	18,356,636	1,511,374	92%	8%

TRAINING & TECHNICAL ASSISTANCE

TRAVEL	41,904	41,904	-	100%	0%
SUPPLIES	23,986	23,986	-	100%	0%
CONTRACTUAL	22,800	22,800	-	100%	0%
OTHER	72,752	72,752	-	100%	0%
INDIRECT	16,144	16,144	-	100%	0%
TOTAL TRAINING & TECHNICAL ASSISTANCE	177,586	177,586	-	100%	0%

CARRYOVER

PERSONNEL	216,462	216,462	-	100%	0%
FRINGE BENEFITS	8,000	8,000	-	100%	0%
TRAVEL	25,133	25,133	-	100%	0%
SUPPLIES	53,386	53,386	-	100%	0%
EQUIPMENT	314,100	-	314,100	0%	100%
CONSTRUCTION	1,000,000	118,429	881,571	12%	88%
CONTRACTUAL	4,505	4,505	-	100%	0%
OTHER	165,483	165,483	-	100%	0%
INDIRECT	49,259	47,190	2,069	96%	4%
TOTAL CARRYOVER	1,836,328	638,587	1,197,741	35%	65%

GRAND TOTAL HS FEDERAL FUNDS

21,881,924 19,172,809 2,709,115 88% 12%

HEAD START and EARLY HEAD START COMBINED NON-FEDERAL SHARE

SOURCE	BUDGET	ACTUAL	REMAINING	% SPENT	% REMAINING
IN-KIND	1,958,398	3,601,719	(1,643,321)	184%	-84%
CALIF DEPT OF ED	11,131,398	11,261,048	(129,650)	101%	-1%
TOTAL NON-FEDERAL	13,089,796	14,862,767	(1,772,971)	114%	-14%

Budget reflects Notice of Award #09CH011132-05-02

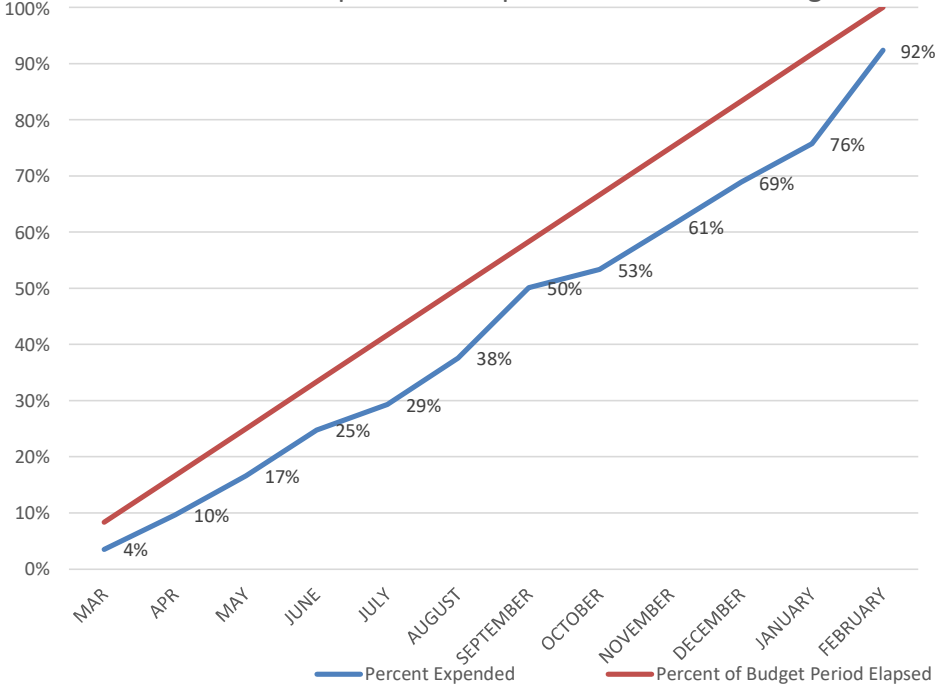
Actual expenditures include posted expenditures and estimated adjustments through 02/29/2024

Administrative Cost for HS and EHS Combined **8.8%**

Agency-Wide Credit Card Report

	CURRENT	1 TO 30	31 TO 60	61 TO 90	TOTAL	STATEMENT DATE
Wells Fargo	45,874	-	-	-	45,874	3/1/2024
Lowe's	62,742	27,525	115	(149)	90,232	3/2/2024
Smart & Final	999	-	-	-	999	3/1/2024
Save Mart	-	-	-	-	-	3/5/2024
Chevron & Texaco Business Card	7,830	-	-	-	7,830	3/6/2024
Home Depot	20,565	2,461	227	13	23,267	3/5/2024
	138,010	29,986	342	(136)	168,202	

Head Start Percent Expended Compared to Percent of Budget Period Elapsed





MEMORANDUM

To: Budget and Finance Committee of Policy Council

From: Tracy Webster, CFO / Louis Rodriguez, Finance Administrator

Date: April 17, 2024

Subject: *Early Head Start*
Budget to Actual Report for the period ended February 29, 2024 – **Info Item**

The Office of Head Start has awarded CAPK the full amount of its Head Start and Early Head Start grant for a five-year budget period, the fifth-year budget period is March 1, 2023, through February 29, 2024.

The following are highlights of the Early Head Start Budget to Actual Report for the period of March 1, 2023, through February 29, 2024. Twelve months (100%) of the 12-month budget period have elapsed.

Base Funds

Overall expenditures are 89% of the budget.

Training & Technical Assistance Funds

Overall expenditures are 100% of the budget.

Carryover Funds

Overall expenditures are 24% of the budget.

**Community Action Partnership of Kern
Early Head Start**

Budget to Actual Report

Budget Period: March 1, 2023 - February 29, 2024

Report Period: March 1, 2023 - February 29, 2024

Month 12 of 12 (100%)

Prepared 04/09/2024

BASE FUNDS	BUDGET	ACTUAL	REMAINING	% SPENT	% REMAINING
PERSONNEL	8,889,652	8,751,264	138,388	98%	2%
FRINGE BENEFITS	2,516,917	2,454,967	61,950	98%	2%
TRAVEL	50,000	44,018	5,982	88%	12%
EQUIPMENT	-	(47,014)	47,014		
SUPPLIES	1,205,123	826,908	378,215	69%	31%
CONTRACTUAL	1,091,221	945,058	146,163	87%	13%
CONSTRUCTION	-	(8,320)	8,320		
OTHER	3,374,545	2,286,091	1,088,454	68%	32%
INDIRECT	1,665,883	1,476,044	189,839	89%	11%
TOTAL BASE FUNDING	18,793,341	16,729,015	2,064,326	89%	11%

TRAINING & TECHNICAL ASSISTANCE

PERSONNEL	-	-	-		
FRINGE BENEFITS	-	-	-		
TRAVEL	44,192	44,192	-	100%	0%
SUPPLIES	30,013	30,013	-	100%	0%
CONTRACTUAL	26,080	26,080	-	100%	0%
OTHER	212,393	212,393	-	100%	0%
INDIRECT	31,268	31,268	-	100%	0%
TOTAL TRAINING & TECHNICAL ASSISTANCE	343,946	343,946	-	100%	0%

CARRYOVER

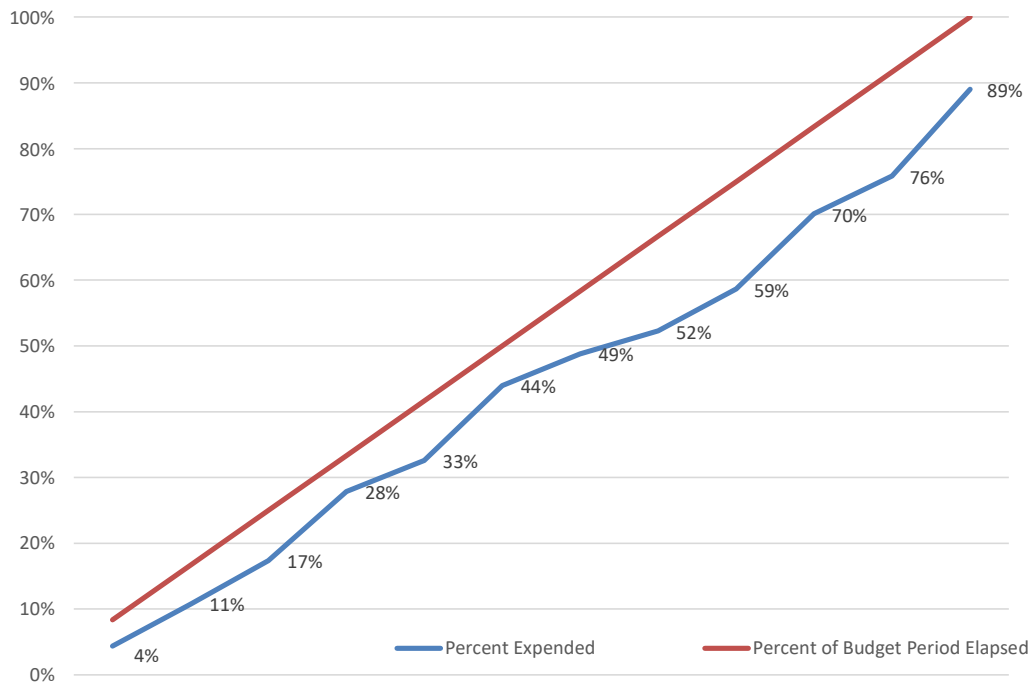
PERSONNEL	92,769	92,769	-	100%	0%
FRINGE BENEFITS	-	-	-		
TRAVEL	37,198	-	37,198	0%	100%
SUPPLIES	13,347	13,347	-	100%	0%
EQUIPMENT	100,000	44,517	55,483	45%	55%
CONSTRUCTION	700,000	1,574	698,426	0%	100%
CONTRACTUAL	1,320	1,320	-	100%	0%
OTHER	74,009	74,009	-	100%	0%
INDIRECT	23,470	19,779	3,691	84%	16%
TOTAL CARRYOVER	1,042,113	247,315	794,798	24%	76%

GRAND TOTAL EHS FEDERAL FUNDS	20,179,400	17,320,277	2,859,123	86%	14%
--------------------------------------	-------------------	-------------------	------------------	------------	------------

Budget reflects Notice of Award #09CH011132-05-02

Actual expenditures include posted expenditures and estimated adjustments through 02/29/2024

Early Head Start Percent Expended Compared to Percent of Budget Period Elapsed





MEMORANDUM

To: Budget and Finance Committee

From: Tracy Webster, CFO/ Louis Rodriguez, Finance Administrator

Date: April 17, 2024

Subject: *Head Start* Building Proceeds for Central Kitchen as of February 29, 2024
– **Info Item**

CAPK received authorization from the Office of Head Start (OHS) to sell the properties located at 3100 Mall View Road and 5005 Business Park North. Accordingly, OHS requested that the proceeds from the sale of these buildings be held in an interest-bearing account for the purpose of funding the construction of a new central kitchen.

The remodel of the new central kitchen will be largely funded from the funds in this account and by the funds from the no cost extension grant 09CH011132-05. CAPK submits regular reporting to OHS each time funds are expended for this construction project

The following are highlights of the funds held from the proceeds of sale of buildings designated for the New Central Kitchen remodel for the period ended February 29, 2024.

Overall expenditures are 10.5% of the Building Proceeds.

Community Action Partnership of Kern

Building Proceeds

Report Period: March 1, 2023 - February 29, 2024

Prepared 04/09/2024

BUILDING PROCEEDS (For Central Kitchen Remodel)	BUILDING PROCEEDS	EARNINGS (INTEREST)	TOTAL	EXPENSES	REMAINING	% REMAINING
	3,329,825	5,033	3,334,857	350,496	2,984,361	89.5%

% Spent 10.5%

Sale Central Kitchen - 10/31/2023	1,105,161
Sale BPN - 02/14/2024	<u>2,224,664</u>
Total Proceeds	<u>3,329,825</u>
Plus Interest	<u>5,033</u>
	3,334,857
Less Expenses	<u>350,496</u>
Remaining Balance	<u><u>2,984,361</u></u>

Community Action Partnership of Kern
 Head Start and Early Head Start Kern
 Year-to-Date Non-Federal Share and In-Kind Report
 Budget Period: March 1, 2023 through February 29, 2024
 Report for period ending February 29, 2024 (Month 12 of 12)

Percent of budget period elapsed: **100.0%**

LOCATION	Enroll- ment	March	April	May	June	July	Aug	Sep	Oct	Nov	Dec	Jan	Feb	YTD Totals	Kern/SJC	IN-KIND GOAL	% OF GOAL MET
Alberta Dillard	40	12,893	7,852	2,921	0	0	4,558	11,209	11,841	9,218	7,909	11,678	15,435	95,514	Kern	39,812	240%
Alicante	20	10,979	8,866	11,664	6,824	3,926	6,449	8,718	8,579	236	0	134	11,325	77,698	Kern	19,906	390%
Angela Martinez	60	8,111	9,756	13,679	11,828	8,960	9,410	9,088	13,316	10,280	6,545	10,880	12,317	124,170	Kern	59,718	208%
Broadway	40	5,844	8,572	3,952	0	0	1,351	4,571	7,202	9,483	989	270	5,028	47,263	Kern	39,812	119%
California City	20	3,962	3,239	1,327	0	0	2,254	5,043	6,074	68	7,316	151	0	29,434	Kern	19,906	148%
Cleo Foran	23	6,400	5,152	6,764	7,199	3,143	2,667	4,917	1,635	5,971	7,925	4,486	0	56,259	Kern	22,892	246%
Delano	76	21,579	21,523	10,293	0	0	7,807	15,909	20,400	19,877	19,431	18,100	15,711	170,630	Kern	75,643	226%
East California	52	6,966	7,633	16,447	10,427	6,476	8,440	8,925	8,981	8,651	8,495	7,789	10,559	109,789	Kern	51,756	212%
Fairfax	39	14,513	14,443	10,955	0	0	2,204	7,108	8,199	9,032	5,561	8,270	7,995	88,281	Kern	38,817	227%
Harvey L. Hall	140	15,666	14,424	13,787	14,253	12,847	14,722	12,779	9,540	13,556	10,179	10,233	12,203	154,188	Kern	139,343	111%
Heritage	20	6,419	4,447	3,094	0	0	1,064	3,271	3,535	3,532	2,775	2,596	2,295	33,028	Kern	19,906	166%
Home Base	152	13,671	16,943	9,226	8,582	8,412	14,055	13,230	9,458	7,992	4,912	3,267	573	110,321	Kern	75,643	146%
Lamont	20	6,800	7,113	3,715	0	0	3,913	8,049	8,113	2,452	6,008	7,367	7,298	60,829	Kern	19,906	306%
Martha J. Morgan	71	18,212	18,278	16,909	13,241	10,398	12,436	13,568	10,201	11,068	7,550	334	222	132,416	Kern	70,667	187%
McFarland	20	18,674	14,207	11,433	0	0	2,580	8,259	9,439	8,582	0	249	272	73,695	Kern	19,906	370%
Mojave	20	2,344	954	100	0	0	2,450	2,119	2,922	3,553	4,353	106	4,338	23,239	Kern	19,906	117%
Oasis	45	14,048	12,295	9,215	0	0	653	9,110	7,752	6,335	8,758	5,310	5,430	78,906	Kern	44,789	176%
Pete H. Parra	128	28,157	26,760	31,534	19,623	17,803	24,504	26,846	33,350	14,794	22,100	22,642	28,880	296,993	Kern	127,399	233%
Primeros Pasos	76	16,591	28,746	32,941	27,910	15,112	19,420	25,023	27,701	25,346	34,904	33,580	38,072	325,348	Kern	75,643	430%
Rosamond	60	4,136	4,253	1,942	0	0	649	3,948	166	353	4,265	174	2,050	21,936	Kern	59,718	37%
San Diego	32	8,409	6,487	4,838	5,327	4,354	4,636	5,747	6,700	5,032	3,443	1,986	3,533	60,491	Kern	31,850	190%
Seibert	20	2,192	2,325	1,186	0	0	392	3,238	272	377	1,296	204	221	11,702	Kern	19,906	59%
Shafter	20	5,245	3,951	2,855	4,498	1,177	2,408	3,601	1,579	2,027	2,357	3,311	2,110	35,121	Kern	19,906	176%
Shafter HS/EHS	24	3,739	1,701	2,203	2,665	3,698	3,980	4,454	4,566	4,587	3,512	4,313	3,608	43,026	Kern	23,887	180%
Sterling	124	17,632	14,182	16,513	14,791	16,430	18,707	19,239	23,412	22,230	6,928	25,838	22,994	218,896	Kern	123,418	177%
Stockdale Head Start	60																
Sunrise Villa	20	2,987	4,203	1,784	0	0	656	3,145	2,958	2,384	0	91	930	19,138	Kern	19,906	96%
Taft	60	8,550	8,852	6,946	0	0	511	3,678	7,555	4,932	2,402	5,378	568	49,373	Kern	59,718	83%
Tehachapi	34	1,671	2,593	77	0	0	0	537	2,872	543	0	502	475	9,271	Kern	33,840	27%
Vineland	20	2,263	2,062	1,834	0	0	964	836	2,283	0	813	0	0	11,054	Kern	19,906	56%
Virginia	20	9,620	10,265	12,432	0	0	4,897	12,413	13,764	12,026	11,979	10,707	124	98,227	Kern	19,906	493%
Wesley	60	21,461	17,008	14,220	0	0	4,292	6,955	7,301	3,410	9,564	11,680	294	96,185	Kern	59,718	161%
Willow	40	10,607	9,946	6,779	0	0	2,984	5,705	12,678	10,799	8,412	13,746	204	81,860	Kern	39,812	206%
Governance		485	363	394	15	39	144	23	35	0	0	0	0	1,498	Kern	15,000	10%
Program Services		13,559	8,991	8,585	11,830	7,588	5,257	8,302	382	7,651	972	4,346	0	77,463	Kern/SJC	74,265	104%
California Street	24	5,829	6,641	6,121	4,730	4,028	6,606	7,763	9,575	10,063	10,319	5,701	8,444	85,820	SJC	39,646	216%
Chrisman	16	4,794	4,540	2,987	946	0	0	0	0	0	0	0	0	13,267	SJC	26,431	50%
Glanone	0	0	0	0	0	0	682	494	226	0	0	0	0	1,402	SJC	0	0%
Kennedy	16	1,373	2,054	1,184	1,415	2,784	3,215	964	3,392	2,017	2,800	1,888	470	23,556	SJC	26,431	89%
Lodi Home Base	30	8,307	13,348	14,790	11,503	11,165	14,790	12,215	11,315	7,233	9,359	4,696	7,901	126,623	SJC	24,779	511%
Lodi UCC	30	6,058	6,624	5,855	5,632	6,573	6,682	595	7,057	6,756	5,575	4,575	5,500	67,481	SJC	49,558	136%
Manteca Home Base	11	7,143	5,740	6,477	4,518	7,040	6,447	3,335	2,018	68	871	0	0	43,658	SJC	9,086	481%
Marci Massei	24	1,924	2,680	2,838	2,834	3,187	3,315	1,864	3,074	1,775	2,346	585	2,318	28,739	SJC	39,646	72%
St. Mary's	24	4,791	3,369	3,162	6,541	4,107	6,003	7,420	7,353	2,265	3,711	1,799	4,092	54,614	SJC	39,646	138%
Stockton Home Base	78	9,353	11,386	11,847	13,688	11,724	15,010	12,768	12,701	14,333	15,657	10,523	16,608	155,597	SJC	64,425	242%
Tracy Home Base	12	6,099	4,634	4,532	3,758	3,040	2,046	1,471	1,188	0	0	0	0	26,767	SJC	9,912	270%
Walnut	24	3,586	3,040	3,039	4,162	5,619	5,756	4,143	5,555	3,728	3,693	3,208	5,424	50,955	SJC	39,646	129%
SUBTOTAL IN-KIND	1,945	403,643	392,442	355,378	218,740	179,630	261,967	332,592	358,215	294,616	275,985	262,689	265,821	3,601,719	0	1,971,337	183%
x																	
State General Child Care*		273,064	254,458	266,636	260,460	203,319	238,128	216,189	237,647	211,249	207,732	226,043	212,473	2,807,399	Kern	3,297,554	85%
State Preschool*		623,046	525,600	542,386	315,917	171,560	375,128	454,961	588,144	526,245	461,074	602,357	553,488	5,739,906	Kern	6,413,658	89%
State Migrant Child Care*		5,212	7,596	7,442	3,941	907	2,551	3,373	4,053	2,963	3,478	3,865	3,478	48,859	Kern	50,000	98%
SUBTOTAL CA DEPT OF ED		901,323	787,654	816,465	580,318	375,785	615,807	674,523	829,843	740,457	672,284	832,265	769,440	8,596,164		9,761,212	88%
x																	
State General Child Care*		96,972	128,349	139,529	128,466	109,071	159,715	163,431	185,856	158,866	154,042	151,221	132,567	1,708,086	SJC	1,175,152	145%
SUBTOTAL CA DEPT OF ED		96,972	128,349	139,529	128,466	109,071	159,715	163,431	185,856	158,866	154,042	151,221	132,567	1,708,086		1,175,152	145%
GRAND TOTAL		1,401,938	1,308,445	1,311,372	927,524	664,486	1,037,489	1,170,546	1,373,914	1,193,939	1,102,311	1,246,175	1,167,828	13,905,969		12,907,701	108%
														CCP In-Kind	956,798		
														Total In-kind	14,862,767		

**Community Action Partnership of Kern
 Early Head Start Child Care Partnerships
 Non-Federal Share and In-Kind Year-to-Date Report
 Budget Period: March 1, 2023 through February 29, 2024
 Report for period ending February 29, 2024 (Month 12 of 12)**

Percent of year elapsed: **100.0%**

LOCATION	FUNDED ENROLLMENT	Percent of year elapsed: 100.0%												YTD Totals	IN-KIND GOAL	% OF GOAL MET
		Mar 2023	Apr 2023	May 2023	June 2023	July 2023	Aug 2023	Sept 2023	Oct 2023	Nov 2023	Dec 2023	Jan 2024	Feb 2024			
Angela Martinez	24	2,332	2,225	2,631	2,925	2,323	2,965	3,785	2,203	3,370	0	3,501	2,867	31,125	103,398	30%
Kern Community College District - BC	32	27,579	13,672	20,450	23,742	22,090	23,937	24,011	24,706	17,964	5,379	15,485	24,038	243,052	137,864	176%
KCSOS - Blanton	16	33,685	6,355	8,527	37,414	13,482	29,774	108,940	10,478	10,200	46,818	13,035	10,470	329,178	68,932	478%
Garden Pathways	11	0	166	0	0	0	0	0	136	0	0	0	0	302	47,391	1%
Taft College	42	49,928	44,682	45,507	38,442	18,116	23,296	21,039	22,308	20,926	21,741	26,260	20,840	353,085	180,947	195%
Escuelita Hernandez	16	57	0	0	0	0	0	0	0	0	0	0	0	57	68,932	0%
TBD	11	0	0	0	0	0	0	0	0	0	0	0	0	0	47,391	0%
Program Services		0	0	0	0	0	0	0	0	0	0	0	0	0		
Admin Services		0	0	0	0	0	0	0	0	0	0	0	0	0		
GRAND TOTAL	152	113,580	67,100	77,115	102,524	56,011	79,971	157,775	59,830	52,460	73,938	58,280	55,348	956,798	654,854	146%

Budget reflects Notice of Award #09CH011132-05-01



MEMORANDUM

To: Budget & Finance Committee

From: Freddy Hernandez, Director of Youth & Community Services
Rebecca Moreno, Director of Housing and Supportive Services

Date: April 23, 2024

Subject: *Agenda Item 4b*: Kern Health Systems Contract: Cal-AIM Incentive Payment Program (IPP) East Kern Family Resource Center (EKFRC) - **Action Item**

INTRODUCTION

Cal-AIM is a new initiative by the Department of Health Care Services (DHCS) to improve the quality of life and health outcomes of Medi-Cal beneficiaries by implementing broad delivery of system, programmatic, and payment system reforms. A key feature of Cal-AIM is the introduction of a new menu of “in lieu of services” (ILOS), or Community Supports, which, at the option of a Medi-Cal managed care health plan (MCP) and a member, can substitute for covered Medi-Cal services as cost-effective alternatives. MCPs will be responsible for administering Community Supports. For this partnership, CAPK would serve as the Community Support provider for housing and navigation services.

OVERVIEW OF COMMUNITY SUPPORTS

Community Supports are medically appropriate and cost-effective alternatives to services covered under the State Plan. Federal regulations allow for state-permitted Medicaid managed care organizations (Kern Health Systems) to offer Community Supports as an option to Members. Community Supports can substitute for and potentially decrease utilization of a range of covered Medi-Cal benefits, such as hospital care, nursing facility care, and emergency department (ED) usage. They would serve as upstream services designed to mitigate the need for some Medi-Cal services.

Community Supports are an important part of whole-person care delivery for Members enrolled in Enhanced Care Management (ECM), another Cal-AIM initiative that will address the clinical and non-clinical needs of Medi-Cal Members through systematic coordination of services and comprehensive care management. As such, DHCS encourages MCPs to offer a robust menu of fourteen pre-approved Community Supports to comprehensively address the needs of Members, including those with the most significant and complex challenges affecting health such as homelessness, unstable and unsafe housing, food insecurity, and/or other big social needs.

MCPs will have the opportunity to provide details on their elected Community Supports to DHCS as part of their Model of Care (MOC) responses to DHCS. MCPs in all Counties are encouraged to offer one or more of the following Community Supports starting on January 1, 2022:

- Housing Transition Navigation Services
- Housing Deposits
- Housing Tenancy and Sustaining Services

CAPK's PROGRAM GOALS

In partnership with Kern Health Systems, CAPK's East Kern FRC will be set up to help reduce homeless and recidivism rates in the East Kern communities. CAPK proposes a multi-model intervention strategy with complimentary deposit assistance and more sustainable housing tenancy service lines. These services target known risk factors for homelessness and recidivism, including housing instability in areas with severe unemployment, and mental health/substance abuse. The East Kern FRCs Housing Navigators will perform Housing and Stabilization services by assisting members in their search for housing, completion of rental applications, securing required documentation for housing applications, and distribution of security deposit payments. The Housing Navigators' program goals for members will include reducing housing barriers, preventing homelessness, and connecting individuals to services that promote stable housing. Housing Navigator activities may also consist of the following: Financial Capability Skill Training, Financial Coaching or Counseling, Tenant Rights Education, Rental Counseling, Financial Assistance, Landlord Incentives, Housing Plan Development, Landlord Engagement, and/or referrals to external community agencies. Staff will also determine client eligibility through Interagency referrals with multiple CAPK anti-poverty programs and services available. This program will also support needed resources in East Kern such as a laundry facility.

The annual budget of \$555,000.00 will support .50 FTE Program Supervisor, .50 FTE Office Assistant, 2.0 FTE Housing Navigators, .50 FTE Facility Technician, 1.0 FTE Claims Coordinator. The effective date of this contract will be retroactive to January 1, 2024, with an end date of 12/31/2024 to directly align with KHS and the Department of Health Care Services (DHCS).

This agreement aligns with CAPK's enduring mission to address critical needs in the community and Strategic Goal #3, Objective 3.1 to increase housing stability for people experiencing or at risk of homelessness.

RECOMMENDATION

Staff recommends that the Board of Directors authorize the Chief Executive Officer to execute the contract for services with Kern Health Systems: Cal-AIM IPP and any amendments throughout the duration of the contract term.

Attachment:

Contract: Kern Health Systems Incentive Payment Program (IPP) Agreement with Community Action Partnership of Kern.

KERN HEALTH SYSTEMS
INCENTIVE PAYMENT PROGRAM (“IPP”)
AGREEMENT
WITH
COMMUNITY ACTION PARTNERSHIP OF KERN (CAPK)

TABLE OF CONTENTS

	<u>Page</u>
I. Definitions.....	1
II. Purpose of the Program.....	2
III. Term of Agreement.....	2
IV. Conditions and Terms	2
V. Disbursement of Funding.....	3
VI. Corrective Action and Termination	3
VII. Monitoring	4
VIII. Indemnification	4
IX. Acknowledgement and Communication.....	5
X. No Right of Assignment or Delegation.....	5
XI. Amendment.....	5
XII. Compliance with Applicable Law.....	5
XIII. Entire Agreement	6
XIV. Choice of Law and Dispute Resolution	6
XV. Third Party Beneficiaries	7
XVI. Severability	7
XVII. Waiver.....	7
XVIII. Notices	7
EXHIBIT A: PROVIDER INFORMATION.....	9
EXHIBIT B: SCOPE OF WORK	10
EXHIBIT C: MILESTONES AND BUDGET	11
EXHIBIT D: REPORTING REQUIREMENTS & PROVIDER RESPONSIBILITIES	12

**KERN HEALTH SYSTEMS
INCENTIVE PAYMENT PROGRAM
AGREEMENT**

This Incentive Payment Program Agreement (“Agreement”) is made and entered into by and between Kern Health Systems, a county health authority (hereinafter “KHS”), and **Community Action Partnership of Kern** (hereinafter “Provider”), each, a “Party” and, collectively, the “Parties,” effective January 1, 2024.

RECITALS

- A. WHEREAS, KHS desires to enter into an Agreement for the purpose of furthering its mission as a community health plan serving the vulnerable and underserved population in Kern County; and
- B. WHEREAS, KHS is administering the Incentive Payment Program (“IPP”) on behalf of California Department of Health Care Services (“DHCS”). The IPP is intended to:
- Support the implementation and expansion of Enhanced Care Management (“ECM”) Programs and Community Support Services by incentivizing managed care plans (“MCPs”), in accordance with 42 CFR Section 438.6(b).
 - Drive MCP delivery system investment in provider capacity and delivery system infrastructure; and bridge current silos across physical and behavioral health care service delivery.
 - Reduce health disparities and promote health equity.
 - Achieve improvements in quality performance.
 - Encourage take-up of Community Supports; and
- C. WHEREAS, KHS has approved the award of Incentive Funding to Provider, to be disbursed to Provider in accordance with the terms of this Agreement,

NOW, THEREFORE, in consideration of the mutual covenants and promises contained in this Agreement, it is hereby agreed as follows:

I. Definitions

- A. Incentive Funds or Incentive Funding. Monies distributed by KHS to Provider pursuant to this Agreement as part of the IPP program.
- B. Measures. The quantitative and narrative criteria set forth by KHS and/or DHCS used to determine progress toward IPP goals and upon which the distribution of incentive payments by DHCS to KHS, and the disbursement of Funds by KHS to Provider, are based.
- C. Member. Any person entitled to receive services through their membership in KHS.
- D. Milestones. Key points of progress in each Project, as set forth in Exhibit B, Scope of Work, and Exhibit C, Milestones and Budget.
- E. Project. The work undertaken by Provider and KHS that is the subject of this Agreement and is fully set forth in Exhibit B, Scope of Work.

II. Purpose of the Program

The purpose of this IPP is to provide Provider with Incentive Funds to enable it to carry out the Project as detailed in the Exhibits to this Agreement.

III. Term of Agreement

This Agreement shall become effective on January 1, 2024, and, unless earlier terminated pursuant to the terms of this Agreement, shall expire on December 31, 2024 (this period, the “Contract Term”) and shall not automatically renew. Provider must submit final invoice no later than 120 days after the close of the Contract Term.

IV. Conditions and Terms

- A. As a condition of receiving this Incentive Funding, Provider represents and warrants that Provider and any of its Principals:
- i. Are not presently debarred, suspended, proposed for debarment, or declared ineligible for the award of contracts by any federal agency or from participating in any state or federal healthcare programs;
 - ii. Have not, within a three (3) year period preceding the effective date of this Agreement, been convicted of or had a civil or criminal judgment rendered against them for: commission of fraud or a criminal offense in connection with obtaining, attempting to obtain, or performing a public (federal, state, or local) contract or subcontract; and
 - iii. Have no conflicts of interest, or received special treatment or consideration from, with, or by KHS, including those individuals associated with incentive program-making activities.
- B. As a condition of receiving the Incentive Funding, Provider represents that it is: (1) a licensed free or community clinic, a public agency, or a tax-exempt 501(c)(3) entity; or (2) a KHS contracted provider; or (3) a provider to Medi-Cal or uninsured patients; and (4) located in and primarily serving people in Kern County; and (5) in good standing and meets all KHS Credentialing Requirements, as defined in KHS Provider Manual.
- C. Provider shall submit reports to KHS in accordance with the terms outlined in Exhibit D, Reporting Requirements and Provider Responsibilities. The reports must document progress made during the reporting period in accordance with the attached Exhibit B, Project Scope of Work. Provider must report on activities carried out in compliance with Section VIII, Acknowledgment and Communication Requirements. Failure to submit timely and complete reports may impact receipt of Incentive Funds under this Agreement.
- D. Provider shall submit one (1) original copy of this Agreement signed by authorized representatives of Provider and one copy of Provider’s IRS W-9 Form, if not previously provided to KHS.

V. Disbursement of Funding

This Funding will be disbursed to Provider as indicated below.

- A. Provider will be eligible to receive Incentive Funds in an amount not to exceed **\$550,000** over the term of the Agreement. Funding will be disbursed on a Milestone completion basis as set forth in Exhibits C and D to this Agreement.
- B. KHS shall make any qualifying disbursement of Incentive Funds within sixty (60) days following the receipt of completed IPP Monthly Report (s) and other reports as outlined in Exhibit D, Reporting Requirements and Provider Responsibilities.
- C. Expenditure of Funding must be consistent with the approved Milestone-based budget and used in a timely manner, and in accordance with Exhibit B, the Scope of Work, and as set forth in Exhibit C, Milestones and Budget.
- D. In the event DHCS, or another state or federal regulator (each, a “Regulator”) require the return of any monies relating to Incentive Funds disbursed to Provider pursuant to this Agreement, Provider shall return, and KHS will have the right to recover from Provider, such amounts being requested by the Regulator from the Provider. KHS and Provider may mutually agree on the repayment method; however, if after thirty (30) days from KHS returning funds to the Regulator the Parties are unable to mutually agree on a repayment method, KHS at its sole discretion, shall have the right to offset any payments owed to Provider under this Agreement, any other agreement, or otherwise. If the Provider fails to repay all or any portion of the repayment after sixty (60) days from KHS returning funds to the Regulator, this Agreement will be in default and KHS shall be entitled to invoke any remedy available to KHS under this Agreement or by law if the default is not cured within thirty (30) days. Any repayment shall be made by the Provider in full within twelve (12) months of the end of the Contract Term. This provision shall survive the expiration or termination of the Agreement for a period of three (3) years from the end of the Contract Term.
- E. Notwithstanding the provisions of this Section IV, KHS will not make any disbursement of the Incentive Funds unless Provider is in compliance with all of the terms and conditions of this Agreement, and only as long as the disbursement of Incentive Funds: (1) will not violate any provision of law, regulation, guidance, order, state or federal policies, or administrative ruling to which KHS is subject; (2) will not subject KHS to any tax, penalty or fine; and (3) will not subject KHS to any liability of any kind, including but not limited to third party liability.

VI. Corrective Action and Termination

- A. As necessary and subject to the approval of DHCS, KHS may modify this Agreement and/or implement a corrective action plan in order to facilitate Provider’s compliance. Provider shall be given a reasonable period of time to achieve compliance to the satisfaction of KHS.

- B. If Provider fails to achieve compliance with corrective action plan, KHS may terminate this Agreement by providing thirty (30) days advance written notice to Provider and DHCS. If this Agreement is terminated prior to the end of the Contract Term in Section II, Provider shall return funds received from KHS under this Agreement to KHS.
- C. Immediate Termination by KHS. This Agreement may be terminated immediately for cause by KHS. Cause for termination shall be:
 - i. Any act for which Provider's or a principal of Provider's license, certification, DEA license, medical staff membership or clinical privileges at a hospital is revoked, suspended or restricted in a manner that might materially affect Provider's ability to provide covered services pursuant to its services agreement with KHS or to perform its obligations under this Agreement.
 - ii. A violation of any law or regulation that materially impairs Provider's ability to perform this Agreement.
 - iii. Conviction of Provider or a principal of Provider of a felony or any crime related to the practice of Provider's profession or operation of Provider's business.
 - iv. Failure to maintain Provider's insurance as required by this Agreement or the Knox-Keene Act.

VII. Monitoring

KHS reserves the right to monitor and conduct an evaluation of the Project operations funded under this Agreement. This monitoring may include, but is not limited to, the following: (1) a site visit by KHS personnel upon reasonable notice to review the progress, pertinent records, and/or subcontracts related to the Project; (2) review of materials related to the Project and other IPP activities; and (3) review of any other activity related to this Agreement. KHS reserves the right to audit all financial records pertaining to this Agreement. Records shall be retained by Provider for at least five (5) years after the termination of the Contract Term.

VIII. Indemnification

Provider agrees to indemnify, defend and hold KHS and KHS' officers, directors, employees, agents, and authorized representatives harmless from and against any and all losses, liabilities, charges, damages, administrative penalties or sanctions, awards, claims, or costs and expenses (including, but not limited to, reasonable attorneys' fees and costs, expert fees, costs of staff time, and investigation costs) of whatever kind or nature such as a claim for damages arising as a result of Provider's performance or nonperformance or actions undertaken pursuant to this Agreement, including, but not limited to, any loss by KHS due to the acts or omissions of Provider in the performance of this Agreement, or any loss related to the purchase, maintenance, or use of any instrumentality, e.g. a motor vehicle, for which Incentive Funds provided to Provider by KHS were used to purchase said instrumentality.

IX. Acknowledgement and Communication

- A. In all written materials for public distribution relating to the Project and other activities supported by Incentive Funding, Provider shall include the following statement:

“This project is funded in part by Kern Health Systems to meet the needs of KHS Members throughout Kern County”.
- B. During the term of this Agreement, Provider must name KHS as the MCP in all communications relating to the Project and must acknowledge KHS at all fundraising events as a sponsor of the Project.
- C. If applicable to this Agreement, permanent signage recognizing KHS will be posted in a conspicuous location at or near the entrance of any Provider for which Incentive Funds were utilized to improve its physical plant. This signage shall recognize KHS as a founding donor or language to that effect.
- D. Provider shall comply with KHS’ branding policies when using KHS trademarks or logos.
- E. If mutually agreed in writing, KHS and Provider will prepare and issue joint press releases that recognize KHS’ contribution and its importance in addressing community needs.
- F. KHS may include information regarding the IPP and the Project undertaken pursuant to this Agreement on KHS’s external website, which may be publicly available.

X. No Right of Assignment or Delegation

Provider may not assign or otherwise transfer its rights or delegate any of its obligations under this Agreement without the approval of KHS and DHCS. Subcontractors and Downstream Subcontractors shall agree to be bound by all applicable terms and conditions of this Agreement, including those contained in this Section. Any other attempted assignment shall be null and void *ab initio* and is considered a material breach of this Agreement.

XI. Amendment

This Agreement can be modified by an amendment written and authorized by KHS and Provider and upon written consent of DHCS.

XII. Compliance with Applicable Law

To the extent applicable to this Agreement and the duties, rights, and privileges hereunder, Provider agrees to comply with all applicable federal, State, county, and local statutes, rules, regulations, and ordinances, including, but not limited to, the Knox-Keene

Act and its implementing regulations, Welfare and Institutions Code and its implementing regulations, the Social Security Act and its implementing regulations, the Health Insurance Portability and Accountability Act (“HIPAA”) and its implementing regulations, the Health Information Technology for Economic and Clinical Health (“HITECH”) Act, the Deficit Reduction Act of 2005 and its implementing regulations, the Federal Patient Protection and Affordable Care Act (Public Law 111-148) as amended by the Federal Health Care and Education Reconciliation Act of 2010 (Public Law 111-152) (collectively, “Affordable Care Act”), the California Consumer Privacy Act of 2018 and its implementing regulations, the California Confidentiality of Medical Information Act; H&S Code section 1340 et seq. (unless excluded under the Medi-Cal Contract); 28 CCR section 1300.43 et seq.; W&I Code sections 14000 and 14200 et seq.; and 22 CCR sections 53800 et seq., 22 CCR sections 53900 et seq., DHCS Medi-Cal Provider Manual; the Medi-Cal Contract between DHCS and KHS; all DHCS and other regulatory agency guidance, sub-regulatory guidance, executive orders, instructions, All Plan Letters (“APL(s)”), bulletins, and policies; and all standards, rules, and regulations of accreditation organizations.

XIII. Entire Agreement

This Agreement, the Exhibits to this Agreement, and the Medi-Cal Contract are incorporated by reference herein and represent the complete, total and final understanding of the Parties, and no other understanding or representations, oral or written, regarding the subject matter of this Agreement, shall be deemed to exist or to bind the Parties hereto at the time of execution.

XIV. Choice of Law and Dispute Resolution

- A. This Agreement shall be construed according to the laws of the State of California, without regard to its provisions regarding conflict of laws.
- B. The Parties shall attempt to resolve disputes informally and in good faith.
- C. If parties are unable to resolve a dispute informally, either party may submit a request for resolution to DHCS. The requesting party shall provide the other party with five (5) business days’ advance notice of its intent to submit a request for resolution.
- D. Notwithstanding the above provisions, after exhaustion of all applicable KHS procedures, any controversy or claim arising out of or relating to this Agreement or the breach thereof shall be arbitrated pursuant to Chapter 3, Code of Civil Procedure section 1280 et seq. Such arbitration shall occur within the County of Kern, State of California, unless the Parties mutually agree to another location. The Parties shall share the cost of the arbitrator(s) equally and no Party shall be entitled to recover attorney’s fees or costs from any other Party. This Paragraph shall not prevent either Party from seeking or obtaining injunctive relief in addition to other relief available in law or equity. Prior to initiating arbitration and notwithstanding the dispute resolution process stated herein, Provider shall

comply with the requirements of the Government Claims Act, Government Code sections 810 et seq.

XV. Third Party Beneficiaries

There are no third-party beneficiaries to this Agreement. The Agreement may only be enforced by the Parties.

XVI. Severability

If any provision of this Agreement is found to be illegal or unenforceable, the remaining provisions of the Agreement shall nevertheless remain in full force and effect and the illegal or unenforceable provision shall be stricken.

XVII. Waiver

No waiver of a breach of any provision of this Agreement shall be effective unless it is written and signed by the party against whom it runs. No waiver shall be deemed a waiver of any prior, concurrent, or subsequent breach of the same provision, of a different provision, or any other matter.

XVIII. Notices

Any notices required or permitted to be given shall be in writing and shall be deemed delivered upon personal delivery; twenty-four (24) hours following deposit with a courier for overnight delivery; or seventy-two (72) hours following deposit in the U.S. Mail, registered or certified mail, postage prepaid, return-receipt requested, addressed to the Parties at the following addresses or to such other addresses as the parties may specify in writing:

To KHS: Kern Health Systems
Attn.: Emily Duran
2900 Buck Owens Blvd.
Bakersfield, CA 93308

To Provider: Community Action Partnership of Kern.
Attn.: Rebecca Moreno
1300 18th Street, Suite 200
Bakersfield, CA 93301

[Signatures follow on next page]

By their signatures below, the signatories represent and warrant that they are authorized to enter into this Agreement on behalf of the Party for whom they sign.

KERN HEALTH SYSTEMS

**COMMUNITY ACTION
PARTNERSHIP OF KERN**

SIGNATURE: _____

SIGNATURE: _____

PRINT NAME: Emily Duran

PRINT NAME: _____

TITLE: Chief Executive Officer

TITLE: _____

DATE: _____

DATE: _____

EXHIBIT A: PROVIDER INFORMATION

Provider Information

Name: _____

Tax ID: _____

Location Services Will Be Provided

Address: _____

City: _____

State: _____

Zip: _____

Days and hours of operation: _____

Grantee Contact Information

Name: _____

Phone: _____

Email: _____

Fax: _____

EXHIBIT B: SCOPE OF WORK

This Scope of Work includes a description of the Project and associated Milestones, Measures, tasks, completion timelines, assigned responsible parties, deliverables and deadlines covering the Contract Term. Reporting requirements are set forth in Exhibit D, Reporting Requirements and Provider Responsibilities.

Provider will be eligible to receive Incentive Funds in an amount not to exceed \$550,000 over the Contract Term upon completion of Milestones, Monthly reports and Measures associated with the Project, as set forth below and in Exhibit C, Milestones and Budget.

Incentive Payment Program Priority Areas:

1. Delivery System Infrastructure

Purchase or upgrade of ECM and Community Supports IT systems including certified Electronic Health Record technology, care management document systems, closed-loop referral, billing systems/services, and onboarding/enhancements to health information exchange capabilities.

2. ECM Provider Capacity Building

Building/expanding ECM provider networks and compliance and oversight capabilities to ensure ECM Populations of Focus within a county can be effectively served; hiring and training of ECM care managers, care coordinators, community health workers and supervisors with necessary training to ensure core competencies to support ECM requirements. Promoting program quality, with measurable impacts on utilization. Creating equitable access for ECM Populations of Focus.

3. Community Supports Capacity Building and Take-Up

Offering Community Supports; expanding reach of Community Supports offered. Building/expanding Community Supports provider networks and compliance and oversight capabilities to ensure Populations of Focus within a county can be effectively served; hiring and training Community Supports provider support staff, workflow redesign and training.

EXHIBIT C: MILESTONES AND BUDGET

Provider Name	CAPK- Housing Trio Mojave			
IPP Project	Incentive Payment Program Year 3			
Brief Summary of Request	The purpose of this Incentive Payment Program (IPP), is to provide the Provider with Funds to help carry out the programs as detailed in the Project Scope of Work/Milestones/Budget in the following areas: Delivery System Infrastructure, Community Support Services (CSS), Provider Capacity Building, and Enhanced Care Management (ECM) Provider Capacity Building.			
Milestone Description	Milestone Completion Date	Project Year 3 (January 1, 2024 – December 31, 2024)	Milestone Completion Date	Total Earned
Funding Approved by Kern Health Systems		\$550,000	Leave Blank	\$
Hire initial CSS Core Team (1 Program Supervisor, 1 Office Assistant, and 2 Housing Navigators)	4/30/2024	\$200,000		
Full completion of Data Exchange and “Go Live” on 5/1/2024	5/1/2024	\$50,000		
Lease	5/31/2024	\$30,000		
Register & Utilize Clearing House by 6/1/2024	6/1/2024	\$10,000		
Phase 2 of hiring: 1 Facility Coordinator and 1 Claims Coordinator	6/30/2024	\$25,000		
Equipment Purchases (office furniture, laptops / computers, printers, phones, etc.)	6/30/2024	\$50,000		
Facility Renovations	9/30/2024	\$100,000		
Operational Expense (office supplies, travel, etc.)	11/30/2024	\$25,000		
Assist a total of 75 members	12/31/2024	\$60,000		

Authorized Signature:	Date:
<i>I certify that all payments requested are for appropriate purposes and in accordance with the agreements set forth in the contract.</i>	

EXHIBIT D: REPORTING REQUIREMENTS & PROVIDER RESPONSIBILITIES

Provider Responsibilities. Provider shall, as a condition to the receipt of Incentive Funds, do the following:

1. **Reporting Requirements.** Provider shall submit to KHS complete and accurate reports in a timely manner as set forth below. Provider shall provide KHS with Monthly Reports: Provider shall provide KHS monthly progress on Milestone by the fifteenth (15th) day of the following month during the term of this Agreement and the month thereafter.
 - i. Reports shall include but are not limited to:
 - a) Reimbursement Request based on Milestone deadlines: Detailed report of expenses associated with Project options and IPP Measures.
 - b) Screening/Enrollment Spreadsheet; KHS template attached.
 - c) Detailed report of activities achieved for Project payment Measures; Please see reporting template included in Exhibit D.
 - d) Monthly Milestone summary: Detailed Milestone progress report summary.
 - ii. Provider shall provide any additional information requested by KHS upon reasonable notice.
2. **Use of Funding**
 - i. Provider shall expend Incentive Funds for the purposes of carrying out activities and achieving Milestones as set forth in Exhibit B, Scope of Work.
 - ii. Provider shall ensure, upon signing the agreement, that the program remains viable and sustainable for a minimum period of three years following the depletion of Incentive Program Funding.
3. **Practice Redesign and Infrastructure Development Reporting**
 - i. Provider will implement the practice redesign and infrastructure development components set forth in the IPP application.
 - ii. Provider shall report to KHS on the progress of the Project's practice redesign and infrastructure development on a schedule in a format and process specified in the IPP application, or as otherwise mutually agreed upon by KHS and Provider.
4. **Milestone Achievement**
 - i. Provider will perform tasks necessary to meet Milestones required by the IPP as set forth in Exhibits B and C.
5. **Measure Reporting**
 - i. Provider will report to KHS on target population and Measures as required by and using the specifications established by DHCS under the IPP, or as otherwise mutually agreed upon by KHS and Provider

6. Disbursement of Incentive Funds.

- i. All distribution of Incentive Funds to Provider will be tied to achieving practice redesign components and achieving Project Milestones as required by the terms of this Agreement and the IPP (each payment, a “Milestone Payment”). KHS will remit Milestone Payments to Provider within 60 days of the Provider’s successful demonstration to KHS of each Milestone achievement per the terms of Exhibits B and C. KHS may adjust Milestone measurement and related Milestone Payments consistent with the terms of a corrective action plan. KHS will not make any Milestone Payment until all past due reporting is completed.



Reporting Requirements: Awardees are required to report to KHS on all IPP related activities monthly. Progress reports/updates are **due on or before the fifteenth (15) day following the end of each month**. All reports shall document progress made for the reporting period in accordance with the Awardee’s approved work plan and budget.

Grant funds will be disbursed on a monthly/quarterly basis to operationalize the project. Awardees will submit invoices, based on actual expenses with supporting documentation. Expenditure of Grant Funds must be in accordance with the milestone(s) approved.

Organization Name	
Contact Name & Title	
Reporting Period	

Milestone 1:	<i>(Please Insert Milestone Here)</i>
Updates:	
Challenges:	
Supporting Documents to be Submitted:	


REIMBURSEMENT REQUEST FORM

REPORTING PERIOD

BUDGET ITEMS	TOTAL BUDGETED AMOUNT APPROVED BY KHS	AVAILABLE REMAINING FUNDS	REIMBURSEMENT REQUESTING FROM KHS
PERSONNEL/STAFFING EXPENSES			
TOTAL PERSONNEL/STAFFING			
OPERATING EXPENSES			
TOTAL OPERATING EXPENSES			
OTHER COSTS			
TOTAL OTHER COSTS			
OTHER REVENUE			
TOTAL EXPENSES (PERSONNEL + OPERATING + OTHER COSTS)			

AUTHORIZED SIGNATURE

DATE



BUDGET AND FINANCE COMMITTEE

APRIL 17, 2024

FINANCIAL REPORT

TABLE OF CONTENTS

<u>SECTION</u>	<u>Pages (s)</u>
A. Schedule of Programs for the period March 1, 2023 through February 28, 2024	A1 - A6
B. Functional Classification by Fund	B1 - B3
C. Line of Credit Summary	C1
D. - Cash Summary as of February 29, 2024	D1
- Bank Reconciliations	D2 - D8
E. Wells Fargo Visa Summary and Statements	E1 - E25
F. Central Kitchen Budget to Actual February 29, 2024	F1
G. State Department of Education Contract - Earned Revenue	G1 - G2
H. Finance Division Monthly Report	H1
I. Financial Statements as of February 28, 2023	I1
J. Financial Statements as of February 29, 2024	J1
K. Agency-wide Budget to Actual as of February 29, 2024	K1 - K7
L. Indirect Fund Budget To Actual as of February 29, 2024	L1
M. Check Register as of February 29, 2024	M1

**COMMUNITY ACTION PARTNERSHIP OF KERN
 SCHEDULE OF PROGRAMS (FUNDS)
 FOR THE PERIOD MARCH 1, 2023 THROUGH FEBRUARY 28, 2024**

PROGRAM (COMPONENT)	AMOUNT	CFDA #	GRANT NUMBER	PROGRAM YEAR	FUND#	FUNDING SOURCE
<u>UNRESTRICTED</u>						
GENERAL FUND			NOT APPLICABLE	03/01/23 - 02/28/24	501	NOT APPLICABLE
DISCRETIONARY FUND			NOT APPLICABLE	03/01/23 - 02/28/24	502	NOT APPLICABLE
FOOD BANK			NOT APPLICABLE	03/01/23 - 02/28/24	504	SHARED MAINTENANCE, MEMBERSHIP FEES, DONATIONS, ETC.
FOOD BANK EXPANSION			NOT APPLICABLE	03/01/23 - 02/28/24	505	DONATIONS
ENERGY			NOT APPLICABLE	03/01/23 - 02/28/24	524	NOT APPLICABLE
SHAFTER YOUTH CENTER			NOT APPLICABLE	03/01/23 - 02/28/24	527	DONATIONS, RENTAL INCOME
FRIENDSHIP HOUSE			NOT APPLICABLE	03/01/23 - 02/28/24	531	DONATIONS, RENTAL INCOME
EAST KERN FAMILY RESOURCE CENTER			NOT APPLICABLE	03/01/23 - 02/28/24	533	DONATIONS
OASIS FAMILY RESOURCE CENTER			NOT APPLICABLE	03/01/23 - 02/28/24	534	DONATIONS
211			NOT APPLICABLE	03/01/23 - 02/28/24	536	FEE FOR SERVICE
M STREET NAVIGATION CENTER			NOT APPLICABLE	03/01/23 - 02/28/24	541	DONATIONS
TAX ASSISTANCE			NOT APPLICABLE	03/01/23 - 02/28/24	545	DONATIONS
FUND RAISING			NOT APPLICABLE	03/01/23 - 02/28/24	595	DONATIONS
<u>RESTRICTED</u>						
EARLY HEAD START/HEAD START	39,182,883	93.600	09CH011132-05	03/01/23 - 02/28/24	108/109/117	U S DEPT OF HEALTH & HUMAN SERVICES
HUD - COORDINATED ENTRY SYSTEM	236,838	14.267	CA1799L9D042103	08/01/22 - 07/31/23	160	U S DEPT OF HOUSING AND URBAN DEVELOPMENT OFFICE OF COMMUNITY PLANNING AND DEVELOPMENT
VITA	244,868	21.009	23VITAA0166	10/01/22 - 09/30/23	149	U S DEPT OF THE TREASURY - INTERNAL REVENUE SERVICE
CSBG (COMMUNITY SERVICES BLOCK GRANT)	1,773,414	93.569	23F - 4015	01/01/23 - 12/31/23	103	U S DEPT OF HEALTH & HUMAN SERVICES - STATE OF DEPT OF COMMUNITY SERVICES AND DEVELOPMENT
LIHEAP (LOW-INCOME HOME ENERGY ASSISTANCE PROGRAM)	9,438,248 7,083,340 7,629,640	93.568 93.568 93.568	22B - 4012 23B - 5013 24B-2012	11/01/21 - 06/30/23 11/01/22 - 06/30/24 11/01/23 - 06/30/25	122-31 122-32 122-33	U S DEPT OF HEALTH & HUMAN SERVICES - STATE OF DEPT OF COMMUNITY SERVICES AND DEVELOPMENT
SLIHEAP (SUPPLEMENTAL LOW-INCOME HOME ENERGY ASSISTANCE PROGRAM)	208,133 284,366	93.568 93.568	22Q-4561 23Q-5561	09/01/22 - 06/30/23 05/01/23 - 05/31/24	122-42 122-44	U S DEPT OF HEALTH & HUMAN SERVICES - STATE OF CALIFORNIA, DEPT OF COMMUNITY SERVICES AND DEVELOPMENT
ESLIHEAP (EMERGENCY SUPPLEMENTAL LOW-INCOME HOME ENERGY ASSISTANCE PROGRAM)	5,432,583	93.568	22J-5716	04/15/23 - 05/31/25	122-43	U S DEPT OF HEALTH & HUMAN SERVICES - STATE OF CALIFORNIA, DEPT OF COMMUNITY SERVICES AND DEVELOPMENT

A1

**COMMUNITY ACTION PARTNERSHIP OF KERN
SCHEDULE OF PROGRAMS (FUNDS)
FOR THE PERIOD MARCH 1, 2023 THROUGH FEBRUARY 28, 2024**

A2

PROGRAM (COMPONENT)	AMOUNT	CFDA #	GRANT NUMBER	PROGRAM YEAR	FUND#	FUNDING SOURCE
LIHEAP (LOW-INCOME HOME ENERGY ASSISTANCE PROGRAM) ARPA	9,870,655	93.568	21V-5561	08/01/21 - 09/30/23	122-41	U S DEPT OF HEALTH & HUMAN SERVICES - STATE OF CALIFORNIA, DEPT OF COMMUNITY SERVICES AND DEVELOPMENT
DOE (DEPARTMENT OF ENERGY) BIL (BIPARTISAN INFRASTRUCTURE LAW)	3,000,000	81.042	22P-7010	06/01/23 - 06/30/27	123-67	U S DEPT OF HEALTH & HUMAN SERVICES - STATE OF CALIFORNIA, DEPT OF COMMUNITY SERVICES AND DEVELOPMENT
LIHWAP (LOW INCOME HOUSEHOLD WATER ASSISTANCE PROGRAM)	537,098	93.499	21Z-9556	04/01/22 - 12/31/23	124	U S DEPT OF HEALTH & HUMAN SERVICES - STATE OF CALIFORNIA, DEPT OF COMMUNITY SERVICES AND DEVELOPMENT
GENERAL CENTER CHILD CARE	677,192 611,225	93.575	CCTR - 2058 CCTR - 3063	07/01/22 - 06/30/23 07/01/23 - 06/30/24	253	U S DEPT OF HEALTH & HUMAN SERVICES - STATE OF CALIFORNIA, DEPT OF SOCIAL SERVICES
GENERAL CENTER CHILD CARE	275,855 275,855	93.596	CCTR - 2058 CCTR - 3063	07/01/22 - 06/30/23 07/01/23 - 06/30/24	253	U S DEPT OF HEALTH & HUMAN SERVICES - STATE OF CALIFORNIA, DEPT OF SOCIAL SERVICES
MIGRANT ALTERNATIVE PAYMENT	5,643,428 5,466,652	93.575	CMAP - 2000 CMAP - 3000	07/01/22 - 06/30/23 07/01/23 - 06/30/24	261	U S DEPT OF HEALTH & HUMAN SERVICES - STATE OF CALIFORNIA, DEPT OF SOCIAL SERVICES
MIGRANT CHILD CARE	2,088	93.575	CMIG - 2004	07/01/22 - 06/30/23	250	U S DEPT OF HEALTH & HUMAN SERVICES - STATE OF CALIFORNIA, DEPT OF SOCIAL SERVICES
NEOPB CAL FRESH HEALTHY LIVING	1,816,697	10.561	19-10324 A01	10/01/22 - 09/30/23	145	U S DEPT OF AGRICULTURE - STATE OF CALIFORNIA DEPT OF PUBLIC HEALTH, NUTRITION EDUCATION AND OBESITY PREVENTION BRANCH
211 HOSPITAL PREPAREDNESS PROGRAM - EMERGENCY RESPONSE & SURGE C	10,000	93.074	659 - 2017	PENDING	186	U S DEPT OF HEALTH & HUMAN SERVICES - STATE OF CALIFORNIA, DEPT OF HEALTH SERVICES, COUNTY OF KERN, DEPT OF PUBLIC HEALTH
EFAP (EMERGENCY FOOD ASSISTANCE PROGRAM)	454,253	10.568/ .569	15 - MOU - 00118	10/01/22 - 09/30/23	105/111	U S DEPT OF AGRICULTURE - STATE OF CALIFORNIA, DEPT OF SOCIAL SERVICES
EFAP REACH AND RESILIENCY	96,159	10.568	15 - MOU - 00118	06/13/22 - 06/30/24	105-103	U S DEPT OF AGRICULTURE - STATE OF CALIFORNIA, DEPT OF SOCIAL SERVICES
EFAP REACH AND RESILIENCY Round 2	229,526	10.568	15 - MOU - 00118	07/01/23 - 06/30/25	105-105	U S DEPT OF AGRICULTURE - STATE OF CALIFORNIA, DEPT OF SOCIAL SERVICES
EFAP COMMUNITY CREDIT CORPORATION Phase 1 and 2	69,850	10.187	15 - MOU - 00118	00/00/00 - 12/31/23	105-106	U S DEPT OF AGRICULTURE - STATE OF CALIFORNIA, DEPT OF SOCIAL SERVICES
SNFMP (SENIOR FARMERS MARKET NUTRITION PROGRAM)	17,000	10.576		7/1/2020 - TBD	113	U S DEPT OF AGRICULTURE - STATE OF CALIFORNIA, DEPT OF SOCIAL SERVICES
EF&S Phase 39	50,638	97.024		4/1/2022 - 5/31/2023	114	U S DEPT OF AGRICULTURE - STATE OF CALIFORNIA, DEPT OF SOCIAL SERVICES
EF&S ARPA	156,509	97.024		7/1/2022 - 3/31/2023	114-094	U S DEPT OF AGRICULTURE - STATE OF CALIFORNIA, DEPT OF SOCIAL SERVICES

**COMMUNITY ACTION PARTNERSHIP OF KERN
SCHEDULE OF PROGRAMS (FUNDS)
FOR THE PERIOD MARCH 1, 2023 THROUGH FEBRUARY 28, 2024**

PROGRAM (COMPONENT)	AMOUNT	CFDA #	GRANT NUMBER	PROGRAM YEAR	FUND#	FUNDING SOURCE
LOCAL FOOD PURCHASE ASSISTANCE PROGRAM (LFPA)	815,097	10.182		PENDING	131	U S DEPT OF AGRICULTURE - STATE OF CALIFORNIA, DEPT OF SOCIAL SERVICES
SAFE CAMPING - COUNTY OF KERN	1,111,036	21.027		7/1/2022 - 6/30/2023	142-000	U S DEPT OF TREASURY CORONAVIRUS STATE AND LOCAL FISCAL RECOVERY FUNDS (CSLFRF) FROM AMERICAN RESCUE PLAN, COUNTY OF KERN
CSFP (COMMODITY SUPPLEMENTAL FOOD PROGRAM)	437,459	10.565	MOU-20-6003	10/01/22 - 09/30/23	147	U S DEPT OF AGRICULTURE - STATE OF CALIFORNIA, DEPT OF SOCIAL SERVICES
CHILD AND ADULT CARE FOOD PROGRAM (CACFP) - KERN & SAN JOAQUIN	BASED ON MEALS SERVED	10.558	15 - 1248 - OJ	10/01/22 - 09/30/23	112/139	U S DEPT OF AGRICULTURE - STATE OF CALIFORNIA, DEPT OF EDUCATION
WIC (WOMEN, INFANTS & CHILDREN)	4,346,698	10.557	22 - 10236	10/01/22 - 09/30/23	115	U S DEPT OF AGRICULTURE - STATE OF CALIFORNIA, DEPT OF PUBLIC HEALTH
ASTHO VACCINE EQUITY PROJECT	575,000	93.185	00-FE-3400-01-00	05/01/22 - 06/30/23	151	US DEPARTMENT OF HEALTH AND HUMAN SERVICES / CENTERS OF DISEASE CONTROL AND PREVENTION, ASSOCIATION OF STATE AND TERRITORIAL HEALTH OFFICIALS (ASTHO)
SUPPLEMENTAL NUTRITION ASSISTANCE PROGRAM (SNAP) AKA CALFRESH PRO	107,627	10.561	22 - CF - SUB - KERN	10/01/22 - 09/30/23	164	U S DEPT OF AGRICULTURE - STATE OF CALIFORNIA, DEPT OF SOCIAL SERVICES, INFO LINE OF SAN DIEGO dba 211 SAN DIEGO
HUD COMMUNTY PROJECT FUNDING - FOOD BANK EXPANSION	3,000,000	14.251	B-22-CP-CA-0119	11/01/22 - 08/31/30	168	DEPARTMENT OF URBANK HOUSING AND DEVELOPMENT
QUALITY RATING AND IMPROVEMENT SYSTEM (QRIS) - SAN JOAQUIN	20,000	84.412	N/A	07/01/22 - 06/30/23	117-005	U.S. DEPT OF EDUCATION - STATE OF CALIFORNIA, DEPT OF EDUCATION - FIRST 5 CALIFORNIA, COUNTY OF SAN JOAQUIN, FIRST 5 SAN JOAQUIN, RACE TO THE TOP
CALCAPA DIAPER DISTRIBUTION PILOT	125,000	93.647	90EDA0009-DDDRP	10/01/23 - 04/30/25	191	U.S. DEPT OF SOCIAL SERVICES, CAL CAPA
BCSD CA SCHOOL COMMUNITY PARTNERSHIP	500,000	N/A		08/03/2022 - 06/30/2027	205	STATE OF CALIFORNIA, DEPT OF EDUCATION, BAKERSFIELD CITY SCHOOL DISTRICT (BCSD)
KCCD CERF REGIONAL CONVENER	160,000	N/A		03/06/23 - 09/30/24	208	STATE OF CALIFORNIA - EMPLOYMENT DEVELOPMENT DEPARTMENT, KERN COMMUNITY COLLEGE DISTRICT
CITY OF BAKERSFIELD - FHCC SPORTS FIELD	1,000,000	N/A	2023 - 073	07/01/2022 - 07/30/2026	231	STATE OF CALIFORNIA, DEPT OF PARKS AND RECREATION, CITY OF BAKERSFIELD
CITY OF BAKERSFIELD - CALVIP OUTREACH	225,000	N/A	2023-244	10/11/23 - 12/31/25	243	STATE OF CALIFORNIA, CORRECTIONS PLANNING AND GRANTS PROGRAMS, OFFICE OF GRANT AND LOCAL RESOURCES, CITY OF BAKERSFIELD

A3

**COMMUNITY ACTION PARTNERSHIP OF KERN
SCHEDULE OF PROGRAMS (FUNDS)
FOR THE PERIOD MARCH 1, 2023 THROUGH FEBRUARY 28, 2024**

PROGRAM (COMPONENT)	AMOUNT	CFDA #	GRANT NUMBER	PROGRAM YEAR	FUND#	FUNDING SOURCE
CITY OF BAKERSFIELD CALVIP	578,731	N/A	2022-199	9/21/22-12/31/25	247	STATE OF CALIFORNIA, CORRECTIONS PLANNING AND GRANTS PROGRAMS, OFFICE OF GRANT AND LOCAL RESOURCES, CITY OF BAKERSFIELD
SAN JOAQUIN COE GENERAL CHILD CARE (CCTR)	1,571,900	PO23-01122	N/A	07/01/22 - 06/30/23	248	STATE OF CALIFORNIA, DEPT OF EDUCATION - SAN JOAQUIN COUNTY OFFICE OF EDUCATION, EARLY CHILDHOOD EDUCATION
CSPP QRIS BLOCK GRANT	17,990		N/A	07/01/22 - 06/30/23	258-005	STATE OF CALIFORNIA, DEPT OF EDUCATION - KERN COUNTY SUPERINTENDENT OF SCHOOLS, KERN EARLY STARS
CDSS CHILD CARE FACILITIES	249,637	N/A	FGRT-22-IGPMRR-0828-A1	08/16/22 - 06/30/24	260	STATE OF CALIFORNIA, DEPT OF SOCIAL SERVICES
MIGRANT ALTERNATIVE PAYMENT	23,809,862 23,809,862		CMAP - 2000 CMAP - 3000	07/01/22 - 06/30/23 07/01/23 - 06/30/24	261	STATE OF CALIFORNIA, DEPT OF SOCIAL SERVICES
GENERAL CENTER CHILD CARE	3,043,423 3,043,423		CCTR - 2058 CCTR - 3063	07/01/22 - 06/30/23 07/01/23 - 06/30/24	253	STATE OF CALIFORNIA, DEPT OF SOCIAL SERVICES
CALIFORNIA STATE PRESCHOOL PROGRAM	7,153,992 7,087,664		CSPP - 2120 CSPP - 3124	07/01/22 - 06/30/23 07/01/23 - 06/30/24	258	STATE OF CALIFORNIA, DEPT OF EDUCATION
MIGRANT CHILD CARE	291,239 291,239		CMIG - 2004 CMIG - 3004	07/01/22 - 06/30/23 07/01/23 - 06/30/24	250	STATE OF CALIFORNIA, DEPT OF SOCIAL SERVICES
MIGRANT SPECIALIZED SERVICES	40,079 40,079		CMSS - 2004 CMSS - 3004	07/01/22 - 06/30/23 07/01/23 - 06/30/24	252	STATE OF CALIFORNIA, DEPT OF SOCIAL SERVICES
CAL EITC FREE TAX PREPARATION ASSISTANCE GRANT	1,466,598		21T-1015	12/01/21 - 06/30/23	234	STATE OF CALIFORNIA, DEPT OF COMMUNITY SERVICES AND DEVELOPMENT
HOME VISIT INITIATIVE (COUNTY OF KERN)	4,874,043		010 - 2023	07/01/22 - 06/30/23	270	STATE OF CALIFORNIA, DEPT OF HUMAN SERVICES, COUNTY OF KERN
POSITIVE YOUTH DEVELOPMENT SERVICES (COUNTY OF KERN)	70,000		509-2019	07/01/22 - 06/30/23	271	STATE OF CALIFORNIA, DEPT OF HUMAN SERVICES, COUNTY OF KERN
POSITIVE YOUTH DEVELOPMENT SERVICES (COUNTY OF KERN) - MEDI-CAL	311,248		012 - 2023	07/01/22 - 06/30/23	274	STATE OF CALIFORNIA, DEPT OF HUMAN SERVICES, COUNTY OF KERN
COUNTY OF KERN LOW BARRIER HOMELESS SHELTER OPERATIONAL	2,271,412		017-2020	07/01/20-06/30/21	275-000	STATE OF CALIFORNIA, DEPT OF SOCIAL SERVICES, COUNTY OF KERN

A4

**COMMUNITY ACTION PARTNERSHIP OF KERN
SCHEDULE OF PROGRAMS (FUNDS)
FOR THE PERIOD MARCH 1, 2023 THROUGH FEBRUARY 28, 2024**

PROGRAM (COMPONENT)	AMOUNT	CFDA #	GRANT NUMBER	PROGRAM YEAR	FUND#	FUNDING SOURCE
BAKERSFIELD KERN REGIONAL HOMELESS COLLABORATIVE HOMELESS HOUSING ASSISTANCE AND PREVENTION (HHAP)	78,000 200,000 300,000		N/A 2022-017 2023-302	10/01/20 - 09/30/23 08/01/22 - 01/31/24 05/01/23 - 06/30/26	276 276-072 276-073	STATE OF CALIFORNIA, DEPT OF SOCIAL SERVICES, BAKERSFIELD REGIONAL HOMELESS COLLABORATIVE
FOOD BANK CAPACITY PROGRAM - FOOD BANK EXPANSION	4,859,606		SGRT-22-0012	07/01/21 - 06/30/26	215-100	STATE OF CALIFORNIA, DEPT OF SOCIAL SERVICES
TAX CHECK - OFF (FOOD BANK)	13,749		15 MOU - 00118	07/01/22 - 06/30/23	216-000	STATE OF CALIFORNIA, DEPT OF SOCIAL SERVICES
STATE EMERGENCY FOOD ASSISTANCE (FOOD BANK) CAL FOOD	242,527 256,506		15 MOU - 00118 MOU-22-00118	07/01/22 - 06/30/23 07/01/23 - 06/30/24	216-087 216-087	STATE OF CALIFORNIA, DEPT OF SOCIAL SERVICES
STATE EMERGENCY FOOD ASSISTANCE (FOOD BANK) DROUGHT FOOD ASSISTANCE	339,726		MOU-22-00118	07/01/23 - 06/30/24	216-088	STATE OF CALIFORNIA, DEPT OF SOCIAL SERVICES
STATE EMERGENCY FOOD ASSISTANCE CAL FOOD ONE-TIME FUNDS	3,669,360		N/A	07/01/22 - 06/30/23	216-102	STATE OF CALIFORNIA, DEPT OF SOCIAL SERVICES
STATE EMERGENCY FOOD ASSISTANCE CAL FOOD ONE-TIME FUNDS ROUND 2	1,727,122		MOU-22-00118	07/01/23 - 04/30/26	216-104	STATE OF CALIFORNIA, DEPT OF SOCIAL SERVICES
BOARD OF STATE AND COMMUNITY CORRECTIONS WARM HAND-OFF	750,000		BSCC 1012-22	10/01/22 - 04/30/26	277	STATE OF CALIFORNIA, BOARD OF STATE AND COMMUNITY CORRECTIONS
DIFFERENTIAL RESPONSE SERVICES	240,727		N/A	07/01/22 - 06/30/23	280	STATE OF CALIFORNIA, DEPT OF SOCIAL SERVICES, COUNTY OF KERN, SUPERINTENDENT OF SCHOOLS, CHILD AND FAMILY SERVICES AGENCY, NETWORK FOR CHILDREN
FIRST 5 KERN - HELPLINE 211	90,558 93,282		2020.2.05	07/01/22 - 06/30/23 07/01/23 - 06/30/24	288	STATE OF CALIFORNIA, FIRST 5 CALIFORNIA, COUNTY OF KERN, FIRST 5 KERN
FIRST 5 KERN EAST KERN FAMILY RESOURCE CENTER	144,951 147,799		2020.2.06	07/01/22 - 06/30/23 07/01/23 - 06/30/24	281	STATE OF CALIFORNIA, FIRST 5 CALIFORNIA, COUNTY OF KERN, FIRST 5 KERN
FIRST 5 KERN - HELP ME GROW	249,281 256,718		2020.1.06	07/01/22 - 06/30/23 07/01/23 - 06/30/24	284	STATE OF CALIFORNIA, FIRST 5 CALIFORNIA, COUNTY OF KERN, FIRST 5 KERN
FIRST 5 KERN - RIDGECREST FAMILY RESOURCE CENTER	169,156 173,165		2020.2.18	07/01/22 - 06/30/23 07/01/23 - 06/30/24	286	STATE OF CALIFORNIA, FIRST 5 CALIFORNIA, COUNTY OF KERN, FIRST 5 KERN
SIERRA FOUNDATION - ASTHMA MITIGATION	500,000		N/A	08/01/20 - 05/15/23	290	STATE OF CALIFORNIA, DEPARTMENT OF HEALTH CARE SVCS, SIERRA FOUNDATION
BKRHC - HOUSING AND HOMELESS INCENTIVE PROGRAM (HHIP)	120,000		2023-001	01/01/23 - 10/31/23	291	STATE OF CALIFORNIA, DEPARTMENT OF HEALTH CARE SVCS, BAKERSFIELD KERN REGIONAL HOMELESS COLLABORATIVE
UNITED WAY STANISLAUS - CES	402,525			07/01/22 - 03/31/23	292	STATE OF CALIFORNIA, HOUSING HOMELESS ASSISTANCE AND PREVENTION, UNITED WAY OF STANISLAUS COUNTY

A5

**COMMUNITY ACTION PARTNERSHIP OF KERN
SCHEDULE OF PROGRAMS (FUNDS)
FOR THE PERIOD MARCH 1, 2023 THROUGH FEBRUARY 28, 2024**

PROGRAM (COMPONENT)	AMOUNT	CFDA #	GRANT NUMBER	PROGRAM YEAR	FUND#	FUNDING SOURCE
BKRHC - ENCAMPMENT RESOLUTION FUNDING	139,968		2023-307	12/01/23 - 12/30/25	293	STATE OF CALIFORNIA, CALIFORNIA INTERAGENCY COUNCIL ON HOMELESSNESS, BAKERSFIELD KERN REGIONAL HOMELESS COLLABORTIVE
COUNTY OF KERN HELPLINE 211	45,000		604-2022	07/01/22 - 06/30/23	389	COUNTY OF KERN
READY KERN	1,126		N/A	07/01/22 - 06/30/23	366	COUNTY OF KERN, FIRE DEPT - OFFICE OF EMERGENCY SERV
DAY ONE FAMILIES FUND	5,000,000		N/A	12/01/23 - 11/30/27	410	DAY ONE FAMILIES FUND
SHAFTER YOUTH CENTER - COASTAL CLEAN-UP	4,000		N/A	05/28/22 - 08/31/23	527-261	CALIFORNIA COASTAL COMMISSION, WHALE TAIL FUND GRANT
FRIENDSHIP HOUSE - COASTAL CLEAN-UP	4,000		N/A	05/28/22 - 08/31/23	531-261	CALIFORNIA COASTAL COMMISSION, WHALE TAIL FUND
FRIENDSHIP HOUSE - ALBERTSONS STEM	4,868				531-266	ALBERTSONS COMPANIES FOUNDATION
211 LA County	10,000 15,000		N/A	11/01/22 - 06/30/23 07/01/23 - 06/30/24	536-230	CALIFORNIA 211 PROVIDERS NETWORK
211 KINGS COUNTY	22,868		N/A	07/01/22 - 06/30/23	536-231	KINGS UNITED WAY
211 TULARE COUNTY	63,017		N/A	07/01/22 - 06/30/23	536-232	UNITED WAY OF TULARE COUNTY
211 STANISLAUS COUNTY	93,600		N/A	07/01/22 - 06/30/23	536-234	UNITED WAY OF STANISLAUS COUNTY
211 FRESNO AND MADERA COUNTIES	96,737		N/A	01/01/23 - 12/31/23	536-235	UNITED WAY OF FRESNO AND MADERA COUNTIES
211 MERCED & MARIPOSA	25,910		N/A	07/1/22 - 06/30/23	536-235	UNITED WAY OF MERCED & MARIPOSA COUNTIES
KAISER PERMANENTE MEDICAID REDETERMINATIONS	90,000		N/A	08/01/23 - 07/31/24	419	KAISER PERMANENTE
FEEDING AMERICA SERVICE INSIGHTS	100,000		N/A	01/01/23 - TBD	423	FEEDING AMERICA SERVICE INSIGHTS
FOOD BANK FREE FARMERS MARKET - WASCO	150,000		N/A	12/01/22 - 11/30/23	467	THE WONDERFUL COMPANY FOUNDATION
FARMWORKERS INITIATIVE	25,000		N/A	01/01/18 - TBD	456	BANK OF THE WEST
KERN FAMILY HEALTH SYSTEMS CAL AIM	PER VISIT			07/01/22 - TBD	550	KERN FAMILY HEALTH SYSTEMS

A6

COMMUNITY ACTION PARTNERSHIP OF KERN
FUNCTIONAL CLASSIFICATIONS BY FUND
FISCAL YEAR 2023/24

Abila Fund #	Fund Name	PROGRAM SERVICES				SUPPORT SERVICES	
		Education	Nutrition	Energy Conservation	Community Services	Discretionary/ Fund Raising	General & Admin
103	Community Services Block Grant (CSBG)	X	X		X		X
501	General Fund				X		X
800	GAAP Fund						X
910	Community Development Pool				X		
915	Operations Pool			X	X		X
920	Facilities Pool						X
925	Health & Nutrition Pool	X	X		X		
999	Indirect Fund						X
502	Discretionary Fund					X	
595	Fund Raising					X	
108	Early Head Start	X					
109	Head Start	X					
117	Early Head Start San Joaquin	X					
117-005	EHS San Joaquin QRIS	X					
248	San Joaquin COE General Child Care (CCTR)	X					
250	Migrant Child Care	X					
252	Migrant Specialized	X					
253	General Child Care	X					
253-005	CCTR - QRIS	X					
258	California State Preschool (CSPP)	X					
258-005	CSPP QRIS	X					
260	Child Care Facilities	X					
261	Migrant Alternative Payment	X					
262/265	Child Development Reserve	X					
270	Home Visit Initiative	X					
112	Child Care Food Program (CACFP)		X				
115	Women, Infants & Children		X				
145	NEOPB Cal Fresh		X				
139	CACFP - San Joaquin		X				
	<u>Food Bank</u>		X				
105	Emergency Food Assistance		X				
111	USDA Commodities		X				
114	Emergency Food & Shelter		X				
135	County of Kern CARES Food Delivery Program		X				
147	Commodity Supplemental Food Program		X				
175-032	CSBG Discretionary - Ridgecrest		X				
215	Food Bank Capacity Project		X				
216-000	Food Bank Tax Check-Off		X				
216-087	State Emergency Food Assistance		X				
413	Resnick Foundation		X				
422	Feeding America Senior Hunger		X				
423	Feeding America Service Insights		X				
475	Wonderful Company Food Bank Expansion		X				
485	Southern California Gas Company (Solar)		X				
461	CAFB Food Access for Farmworkers Initiative		X				
467	Wonderful Company Foundation		X				
504	Food Bank		X				
505	Food Bank - Expansion		X				

**COMMUNITY ACTION PARTNERSHIP OF KERN
FUNCTIONAL CLASSIFICATIONS BY FUND
FISCAL YEAR 2023/24**

Abila Fund #	Fund Name	PROGRAM SERVICES				SUPPORT SERVICES	
		Education	Nutrition	Energy Conservation	Community Services	Discretionary/ Fund Raising	General & Admin
	<u>Energy</u>						
122	Low Income Home Energy Assistance			X			
123	Dept of Energy Weatherization			X			
124	Low Income Home Water Assistance			X			
241	LIWP Solar PV Pilot			X			
245	LIWP Single Family			X			
484	DAP (Disgorgement Assistance Program)			X			
494	PG&E			X			
524	Energy			X			
	<u>VITA (Volunteer Income Tax Assistance)</u>						
149	Internal Revenue Service - VITA				X		
234	CalEITC				X		
	<u>East Kern Family Resource Center</u>						
171	Economic Empowerment				X		
280	Differential Response				X		
281	First 5 East Kern Family Resource				X		
286	First 5 Oasis Family Resource Center				X		
454	Dignity Health East Kern Health Link				X		
501-005	EKFRC: KHS Emergency Closet				X		
533	East Kern Family Resource Center				X		
534	Oasis Family Resource Center				X		
	<u>Youth Services</u>						
120	Information & Education				X		
271	Positive Youth Development Svcs				X		
274	Positive Youth Development Svcs-Medi-Cal				X		
448	Wells Fargo Foundation				X		
527	Shafter Youth Center				X		
527-068	SYC - Robotics/STEM				X		
527-260	SYC - KHS Make Bakersfield				X		
531	Friendship House Community Center				X		
531-068	FHCC - Robotics/STEM				X		
531-070	FHCC - Aggression Replacement Training				X		
531-260	FHCC - KHS Museum on the Move				X		
	<u>Homeless Services</u>						
141	ESG CARES Act Homeless Services				X		
142	County of Kern LBNC - Safe Camping				X		
160	HUD Coordinated Entry System				X		
275	County of Kern LBNC				X		
276	BKRHC HHAP				X		
278	City of Bakersfield HHAP				X		
292	United Way Stanislaus CES				X		
550	CalAIM Homeless Prevention Services				X		

**COMMUNITY ACTION PARTNERSHIP OF KERN
FUNCTIONAL CLASSIFICATIONS BY FUND
FISCAL YEAR 2023/24**

Abila Fund #	Fund Name	PROGRAM SERVICES				SUPPORT SERVICES	
		Education	Nutrition	Energy Conservation	Community Services	Discretionary/ Fund Raising	General & Admin
	<u>2-1-1</u>						
164	Cal Fresh				X		
186	2-1-1 Hospital Preparedness Program				X		
284	First 5 Kern Help Me Grow				X		
288	First 5 Kern 2-1-1				X		
366	ReadyKern				X		
389	County of Kern 2-1-1				X		
428	2-1-1 United Way				X		
428-240	United Way - Coordinate Entry System				X		
429	Southern CA Gas CRM Development Program				X		
430	Goodwill Industries - CA COVID-19 Call Ctr				X		
431	United Way - COVID-19 Comm Resp & Relief				X		
536-231	2-1-1: Kings County				X		
536-232	2-1-1: Tulare County				X		
536-233	2-1-1: Merced County				X		
536-234	2-1-1: Stanislaus County				X		
536-260	2-1-1: KHS Homeless Collaborative				X		
	<u>Other</u>						
151	ASTHO Vaccine Equity				X		
205	BCSD Community School Partnership Program				X		

COMMUNITY ACTION PARTNERSHIP OF KERN OPERATING CASH SUMMARY AS OF FEBRUARY 29, 2024	
PROGRAM (FUND)	CASH BALANCE
CHILD AND ADULT CARE FOOD PROGRAM	(209,663.75)
HEAD START/EARLY HEAD START	660,077.89
SUBTOTAL	450,414.14
GENERAL CHILD CARE	863,534.22
MIGRANT A/P	4,892,239.14
Child Development Reserve Fund No. 1	(7,509.91)
Child Development Reserve Fund No. 2	(7,962.35)
MIGRANT CHILD CARE	102,294.67
MIGRANT SPECIALIZED SERVICES	(20,570.87)
SAN JOAQUIN COE GENERAL CHILD CARE	(202,858.70)
STATE PRESCHOOL	3,718,380.46
SUBTOTAL	9,337,546.66
COMMODITY SUPPLEMENTAL FOOD PROGRAM	(151,412.56)
EF&S	(6,725.38)
EFAP	(61,572.36)
HUD CPF Food Bank Expansion	(216,182.94)
FEEDING AMERICA SERVICE INSIGHTS	1,766.44
FOOD BANK	(259,840.28)
FOOD BANK EXPANSION	382,344.71
FOOD BANK CAPACITY PROGRAM	329,253.92
FOOD BANK - STATE	34,165.86
SOUTHERN CA GAS COMPANY	(20,200.96)
WONDERFUL FOOD BANK EXPANSION	1,048,138.82
WONDERFUL FOUNDATION	174,450.55
SUBTOTAL	1,254,185.82
ENERGY	(191,483.84)
LIHEAP	(1,058,508.96)
DOE	(5,486.52)
LIWHAP	(137,033.30)
PG&E	17,359.01
TRANSFER NEGATIVE BALANCE	1,375,153.61
SUBTOTAL	0.00
CENTRAL VALLEY SMALL BUSINESS DEVELOPMENT	0.00
SUBTOTAL	0.00
211	324,268.49
ARG III - Warm Handoff	(48,109.54)
BCSD CA COMMUNITY SCHOOL PARTNERSHIP (CCSPP)	(61,563.31)
KCCD CERF REGIONAL CONVENOR	(48,616.94)
BKRHC HOMELESS HOUSING ASSISTANCE & PREVENTION	(44,378.66)
BKRHC-Encampment Resolution	(9,975.13)
CALAIM HOMELESS PREVENTION SERVICES	262,329.91
CAL FRESH	(18,092.03)
CALEITC	(119,341.74)
CAPK FOUNDATION	(28,892.46)
Child Care Facilities	249,637.00
COST POOLS	631,175.03
COUNTY OF KERN LOW BARRIER HOMELESS CENTER	(301,340.50)
CSBG	(378,030.63)
CSBG - DISCRETIONARY	0.00
DIFFERENTIAL RESPONSE	167.32
DIGNITY HEALTH	1,048.70
DISCRETIONARY FUND	1,097,642.11
EAST KERN FAMILY RESOURCE CENTER	58,743.86
HOMELESS SAFE CAMPING - CSLRFR (ARPA)	(114,270.85)
Day 1 Families Housing Support	0.00
ASTHO VACCINE EQUITY	21,401.89
CITY OF BAKERSFIELD CAL VIP	(25,228.09)
FIRST 5 KERN 211	(16,443.97)
FIRST 5 KERN EAST KERN FAMILY RESOURCE CENTER	(46,193.52)
FIRST 5 HELP ME GROW	(32,237.01)
FIRST 5 RIDGECREST FAMILY RESOURCE CENTER	(65,541.03)
FRIENDSHIP HOUSE	(4,078.00)
City of Bakersfield - FHCC Sports Field	(8,700.00)
City of Bkfd-Cal VIP Outreach	(5,532.56)
FUNDRAISING	275,059.44
GENERAL FUND	40,077.72
GOODWILL IND-CA State 211 COVID-19 Call Cntr Response	0.01
HOME VISIT INITIATIVE (CO OF KERN)	(382,514.68)
HUD-COORDINATED ENTRY SYSTEM	(33,891.05)
Kaiser	78,009.11
INDIRECT FUND	2,931,362.11
IRS - VITA	(106,574.10)
TAX ASSISTANCE	33,914.28
M ST NAVIGATION CENTER	27,014.80
NEOPB CAL FRESH HEALTHY LIVING	(396,770.01)
POSITIVE YOUTH DEV SVC	(5,445.92)
POSITIVE YOUTH M	(18,031.27)
SHAFTER YOUTH CENTER	33,426.43
OASIS FAMILY RESOURCE CENTER	31,560.67
CalCAPA-Diaper Distribution Pilot	(13,073.11)
SIERRA FOUNDATION - ASTHMA MITIGATION	(179.83)
UNITED WAY 211	981.55
WELLS FARGO FOUNDATION	46,933.12
WIC	(1,414,492.23)
LESS: ENERGY NEGATIVE BALANCE	(1,375,153.61)
ADD: LINE OF CREDIT	0.00
SUBTOTAL	1,022,061.77
TOTAL OPERATING CASH	12,064,208.39

COMMUNITY ACTION PARTNERSHIP OF KERN (CAPK)

WELLS FARGO BANK ACCOUNTS

1. Operating Account: Used to make all CAPK disbursements and for deposits of all cash receipts unless there are requirements to deposit cash to a restricted bank account.
2. Head Start Accrued Vacation: This is an interest-bearing restricted bank account that holds cash reserved for the payment of accrued vacation for Head Start and Early Head Start employees.
3. CSD Advances Account: This is an interest-bearing restricted bank account for CSBG and Energy grants. Advances on the Community Services Block Grant (CSBG), Department of Energy – Weatherization Assistance Program (DOE WAP) and Low-Income Home Energy Assistance Program (LIHEAP) grants are required to be deposited to a restricted bank account until there is an immediate need for the cash. Once the immediate need is determined, the cash is transferred to the Operating Account to make disbursements.
4. Day 1 Families Fund: This is an interest-bearing restricted bank account that is designated for funds received for the Day 1 Families Housing Fund. As the grant is expended, funds are subsequently transferred to the Operating Account.
5. Child Development Reserve #1: This is an interest-bearing restricted bank account that is required by the California Department of Education for center-based contracts, such as General Childcare (CCTR), State Preschool (CSPP) and State Migrant (CMIG) for the purpose of holding revenue earned in excess of costs. When the revenue is used, the cash is transferred to the Operating Account to make disbursements.
6. Child Development Reserve #2: This is an interest-bearing restricted bank account that is required by the California Department of Education for alternative payment contracts, such as Migrant Childcare Alternative Payment (CMAP) for the purpose of holding revenue earned in excess of costs. When the revenue is used, the cash is transferred to the Operating Account to make disbursements.
7. Head Start Facilities Fund: This is an interest-bearing restricted bank account required by the Office of Head Start to retain funds from the proceeds of sale for the Central Kitchen and Business Park North properties. These funds will be held in this restricted account and used for the construction of the new Central Kitchen.

Note: All CAPK bank accounts are with Wells Fargo Bank.

**COMMUNITY ACTION PARTNERSHIP OF KERN
1300 18TH STREET, SUITE 200
BAKERSFIELD, CA 93301**

**BANK RECONCILIATION FOR THE MONTH ENDED
February 29, 2024**

**WELLS FARGO BANK, N.A.
P. O. BOX 63020
SAN FRANCISCO, CA 94163**

**OPERATING ACCOUNT
ACCOUNT NO: XXXXX-X2976**

BANK BALANCE AT	02/29/24		13,051,510.13
LESS: OUTSTANDING CHECKS		987,023.03	
ADJUSTED BANK BALANCE AT	02/29/24		12,064,487.10
GENERAL LEDGER BALANCE AT	01/31/24		12,367,190.84
ADD: DEPOSITS		4,634,058.65	
US TREAS DRAWDOWNS		3,640,089.92	
FUNDS FROM OTHER GRANTS		3,324,748.53	
TRANSFERS FROM RESTRICTED ACCOUNTS		779,000.00	
ADP /HEALTH EQUITY REFUND		1,413.97	
REIMBURSEMENT OF ALTERED PAYEE		9,217.22	
LESS: CHECKS		2,555,048.01	
ADP PAYROLL 2/9/24		2,023,941.65	
ADP PAYROLL 2/23/24		1,966,474.32	
EFTS FOR HRA/HSA/ STD/403B		286,415.04	
REC LOAN PRINCIPAL/INT EXPENSES		404,921.00	
TRANSFERS FROM RESTRICTED ACCOUNTS		-	
TRANSFERS TO RESTRICTED ACCOUNTS		2,224,663.94	
CREDIT CARD		39,950.61	
BANK FEES		895.83	
ACH VOUCHERS		3,188,921.63	
GENERAL LEDGER BALANCE AT	02/29/24		12,064,487.10

DIFFERENCE: -

PREPARED BY: Lili Solorio TITLE: Accountant DATE: 03/07/2024
APPROVED BY: *Amy Webster* TITLE: Chief Financial Officer DATE: Mar 7, 2024

**COMMUNITY ACTION PARTNERSHIP OF KERN
HEADSTART ACCRUED VACATION***
1300 18TH STREET, SUITE 200
BAKERSFIELD, CA 93301

BANK RECONCILIATION FOR MONTH ENDING
February 29, 2024

WELLS FARGO BANK, N.A.
P. O. BOX 63020
SAN FRANCISCO, CA 94163


ACCOUNT NO.: XXXXX-X6256

BANK BALANCE ENDING:	02/29/24	1,020,103.73
DEPOSITS IN TRANSIT		0.00
OUTSTANDING CHECKS		0.00
OTHER		0.00
ADJUSTED BANK BALANCE:	02/29/24	1,020,103.73

BALANCE PER G/L	01/31/24	1,019,231.18
ADD:		
DEPOSITS		0.00
INTEREST		872.55
ROUNDING ERROR		0.00
BANK ACCOUNT TRANSFER FROM GENERAL FUND		0.00
LESS:		
CHECKS		0.00
CLIENT ANALYSIS SERVICE CHARGE		0.00
BANK ACCOUNT TRANSFER TO GENERAL FUND		0.00
BALANCE PER G/L	02/29/24	1,020,103.73

DIFFERENCE: 0.00

* This account changed name in March 2011 from "Discretionary Fund" to "Head Start Accrued Vacation".

PREPARED BY: <u>Lili Solorio</u>	TITLE: <u>Accountant</u>	DATE: <u>03/04/24</u>
APPROVED BY: <u></u>	TITLE: <u>Chief Financial Officer</u>	DATE: <u>Mar 4, 2024</u>

**COMMUNITY ACTION PARTNERSHIP OF KERN
CSD ADVANCES ACCOUNT****

1300 18TH STREET, SUITE 200
BAKERSFIELD, CA 93301

BANK RECONCILIATION FOR MONTH ENDING
February 29, 2024

WELLS FARGO BANK, N.A.
P. O. BOX 63020
SAN FRANCISCO, CA 94163


ACCOUNT NO.: XXXXX-X1095

BANK BALANCE ENDING:	02/29/24	295.25
DEPOSITS IN TRANSIT		0.00
OUTSTANDING CHECKS		0.00
OTHER		0.00
ADJUSTED BANK BALANCE:	02/29/24	295.25

BALANCE PER G/L	01/31/24	779,073.39
ADD:		
DEPOSITS		0.00
INTEREST		221.86
BANK ACCOUNT TRANSFER FROM GENERAL FUND		0.00
LESS:		
CHECKS		0.00
CLIENT ANALYSIS SERVICE CHARGE		0.00
BANK ACCOUNT TRANSFER TO GENERAL FUND		779,000.00

BALANCE PER G/L	02/29/24	295.25
------------------------	-----------------	---------------

* December 2009 name changed from Food Bank to DOE ARRA. DIFFERENCE: 0.00
 ** January 2018 name changed from DOE ARRA to CSD Advances.

PREPARED BY: Lili Solorio TITLE: Accountant DATE: 03/04/24
 APPROVED BY:  TITLE: Chief Financial Officer DATE: Mar 4, 2024

COMMUNITY ACTION PARTNERSHIP OF KERN
DAY 1 FAMILIES ACCOUNT
 1300 18TH STREET, SUITE 200
 BAKERSFIELD, CA 93301

BANK RECONCILIATION FOR MONTH ENDING
February 29, 2024

WELLS FARGO BANK, N.A.
 P. O. BOX 63020
 SAN FRANCISCO, CA 94163

ACCOUNT NO.: XXXXX-X1921

BANK BALANCE ENDING:	02/29/24	2,505,529.20
DEPOSITS IN TRANSIT		0.00
OUTSTANDING CHECKS		0.00
OTHER		0.00
ADJUSTED BANK BALANCE	02/29/24	2,505,529.20

BALANCE PER GENERAL LEDGER	01/31/24	5,002,960.94
ADD:		
DEPOSITS (Credit Card Donations & Shared Fee)		0.00
WIRE TRANSFER		0.00
PAYPAL DEPOSIT		0.00
INTEREST		2,585.71
LESS:		
APPLIED MERCHANT DEBITS		0.00
CLIENT ANALYSIS SERVICE CHARGE		17.45
BANKCARD FEES		0.00
CASH CONCENTRATION FEE		0.00
FUND TRANSFER TO GENERAL FUND		2,500,000.00
		0.00
BALANCE PER GENERAL LEDGER:	02/29/24	2,505,529.20

* October 2009 name changed from WIC Account to CSBG ARRA Account and is now interest-bearing. Difference: 0.00

** August 2010 name changed from CSBG ARRA Account to HOPE Program Account.

*** January 2018 name changed from HOPE Program Account to On-line Donations Account.

**** January 2024 name changed from Online Donations to Day 1 Families

PREPARED BY: Lili Solorio

TITLE: Accountant

DATE: 03/07/24

APPROVED BY: 

TITLE: Chief Financial Officer

DATE: Mar 7, 2024

COMMUNITY ACTION PARTNERSHIP OF KERN
CHILD DEVELOPMENT RESERVE #1
 1300 18TH STREET, SUITE 200
 BAKERSFIELD, CA 93301

BANK RECONCILIATION FOR MONTH ENDING
February 29, 2024

WELLS FARGO BANK, N.A.
 P. O. BOX 63020
 SAN FRANCISCO, CA 94163

ACCOUNT NO.: XXXXX-X6264

BANK BALANCE ENDING:	02/29/24	7,593.13
DEPOSITS IN TRANSIT		0.00
OUTSTANDING CHECKS		0.00
OTHER		0.00
ADJUSTED BANK BALANCE:	02/29/24	7,593.13

BALANCE PER G/L	01/31/24	7,586.63
ADD:		
DEPOSITS		0.00
INTEREST		6.50
BANK ACCOUNT TRANSFER FROM GENERAL FUND		0.00
LESS:		
CHECKS		0.00
CLIENT ANALYSIS SERVICE CHARGE		0.00
BANK ACCOUNT TRANSFER TO GENERAL FUND		0.00

BALANCE PER G/L	02/29/24	7,593.13
------------------------	-----------------	-----------------

DIFFERENCE: 0.00

PREPARED BY: <u>Lili Solorio</u>	TITLE: <u>Accountant</u>	DATE: <u>03/04/24</u>
APPROVED BY: <u><i>Amy Webster</i></u>	TITLE: <u>Chief Financial Officer</u>	DATE: <u>Mar 5, 2024</u>

COMMUNITY ACTION PARTNERSHIP OF KERN
CHILD DEVELOPMENT RESERVE #2
 1300 18TH STREET, SUITE 200
 BAKERSFIELD, CA 93301

BANK RECONCILIATION FOR MONTH ENDING
February 29, 2024

WELLS FARGO BANK, N.A.
 P. O. BOX 63020
 SAN FRANCISCO, CA 94163

ACCOUNT NO.: XXXXX-X2049

BANK BALANCE ENDING:	02/29/24	97,513.31
DEPOSITS IN TRANSIT		0.00
OUTSTANDING CHECKS		0.00
OTHER		0.00
ADJUSTED BANK BALANCE:	02/29/24	97,513.31
<hr/>		
BALANCE PER G/L	01/31/24	97,429.90
ADD:		
DEPOSITS		0.00
INTEREST		83.41
BANK ACCOUNT TRANSFER FROM GENERAL FUND		0.00
LESS:		
CHECKS		0.00
CLIENT ANALYSIS SERVICE CHARGE		0.00
BANK ACCOUNT TRANSFER TO GENERAL FUND		0.00
BALANCE PER G/L	02/29/24	97,513.31
		DIFFERENCE: 0.00

PREPARED BY: Lili Solorio TITLE: Accountant DATE: 03/04/24
 APPROVED BY: *Nancy Webster* TITLE: Chief Financial Officer DATE: Mar 4, 2024

COMMUNITY ACTION PARTNERSHIP OF KERN
HEAD START FACILITY ACCOUNT
 1300 18TH STREET, SUITE 200
 BAKERSFIELD, CA 93301

BANK RECONCILIATION FOR MONTH ENDING
February 29, 2024

WELLS FARGO BANK, N.A.
 P. O. BOX 63020
 SAN FRANCISCO, CA 94163

ACCOUNT NO.: XXXXX-X7297

BANK BALANCE ENDING:	02/29/24	3,334,857.45
DEPOSITS IN TRANSIT		0.00
OUTSTANDING CHECKS		0.00
OTHER		0.00
ADJUSTED BANK BALANCE:	02/29/24	3,334,857.45

BALANCE PER G/L	01/31/24	1,108,194.23
ADD:	DEPOSITS	0.00
	INTEREST	1,999.28
	BANK ACCOUNT TRANSFER FROM GENERAL FUND	2,224,663.94
LESS:	CHECKS	0.00
	CLIENT ANALYSIS SERVICE CHARGE	0.00
	BANK ACCOUNT TRANSFER TO GENERAL FUND	0.00
BALANCE PER G/L	02/29/24	3,334,857.45

DIFFERENCE: 0.00

PREPARED BY: Lili Solorio TITLE: Accountant DATE: 03/04/24
 APPROVED BY: *Gracy Webster* TITLE: Chief Financial Officer DATE: Mar 4, 2024

**COMMUNITY ACTION PARTNERSHIP OF KERN
WELLS FARGO VISA SUMMARY
STATEMENTS DATED February 1, 2024 - February 29, 2024**

Cardholder	Position	Amount Charged
CAPK	Accounts Payable	\$ -
Catherine Anspach	Foundation Director of Development	234.79
Gloria Barbero	Administrator - EHS San Joaquin	1,755.04
Yolanda Gonzales	Director of Head Start/State Child Development Programs	2,155.47
Freddy Hernandez	Director of Youth and Community Services	2,633.89
Louis Gill	Chief Program Officer	3,190.69
Lisa McGranahan	Director of Human Resources	2,153.03
Jerry Meade	Assistant Director of Head Start/State Child Development Programs	4,140.51
Pritika Ram	Chief Business Development Officer	9,592.29
Jeremy Tobias	Chief Executive Officer	5,159.90
Emilio Wagner	Chief Facilities and Technology Officer	1,771.49
Tracy Webster	Chief Financial Officer	14,659.08
Rebecca Moreno	Director of Housing Support Services	614.82
Susana Magana	Director of Nutrition Services	446.40
	Total	\$ 48,507.40



Reporting Period : 2/1/2024 - 2/29/2024

Statement Summary

Name	Capk Ap	Company	Community Action Partnership O
Account #	XXXX-XXXX-XXXX-7017	Currency	US Dollar
Reporting Period	2/1/2024 - 2/29/2024		

Trans Date	Post Date	Merchant Name	Charge Codes	Approved	Receipt	Amount
						Transaction Count: 0
						Total: 0.00

Employee Signature **Date**

Authorized Approver Signature **Date**



Reporting Period : 2/1/2024 - 2/29/2024

Statement Summary

Name	Catherine Anspach	Company	Community Action Partnership O
Account #	XXXX-XXXX-XXXX-1647	Currency	US Dollar
Reporting Period	2/1/2024 - 2/29/2024		

Trans Date	Post Date	Merchant Name	Charge Codes	Approved	Receipt	Amount
1 2/5/2024	2/6/2024	Sq *locale Farm To Table Bakersfield, CA		_____	_____	133.42
Meeting with event MC for Gourmet for Good.						
<hr/>						
2 2/6/2024	2/8/2024	Office Depot #952 Bakersfield, CA		_____	_____	11.79
Same day supplies needed- Envelopes.						
<hr/>						
3 2/6/2024	2/8/2024	Smitten - Ca Bakersfield, CA		_____	_____	36.30
Gourmet for Good planning meeting						
<hr/>						
4 2/26/2024	2/27/2024	Jasmine And The New Taste Bakersfield, CA		_____	_____	53.28
Partnership Meeting with Citizens Business Bank						
<hr/>						

Transaction Count: 4
Total: 234.79

Employee Signature **Date**

Authorized Approver Signature **Date**



Reporting Period : 2/1/2024 - 2/29/2024

Statement Summary

Name	Gloria Barbero	Company	Community Action Partnership O
Account #	XXXX-XXXX-XXXX-7058	Currency	US Dollar
Reporting Period	2/1/2024 - 2/29/2024		

Trans Date	Post Date	Merchant Name	Charge Codes	Approved	Receipt	Amount
1 2/5/2024	2/7/2024	United United.Com, TX				423.33
Travel ticket for Nicole Nino to attend the National Training Institute (NTI) Pyramid Conference in Florida.						
2 2/5/2024	2/7/2024	United United.Com, TX				423.33
Travel ticket for Gloria Barbero to attend the National Training Institute (NTI) Pyramid Conference in Florida.						
3 2/22/2024	2/23/2024	American Air Fort Worth, TX				454.19
Travel ticket for Safiya Price to attend the R9 HSA Early Childhood STEM Institute Conference in Phoenix AZ.						
4 2/22/2024	2/23/2024	American Air Fort Worth, TX				454.19
Travel ticket for Nelly Mendoza to attend the R9 HSA Early Childhood STEM Institute Conference in Phoenix AZ.						

Transaction Count: 4
Total: 1,755.04

Employee Signature

Date

Authorized Approver Signature

Date



Reporting Period : 2/1/2024 - 2/29/2024

Statement Summary

Name	Yolanda Gonzales	Company	Community Action Partnership O
Account #	XXXX-XXXX-XXXX-7009	Currency	US Dollar
Reporting Period	2/1/2024 - 2/29/2024		

Trans Date	Post Date	Merchant Name	Charge Codes	Approved	Receipt	Amount
1 1/31/2024	2/1/2024	Cps Hr Consulting 916-2633600, CA				54.85
Registration for CDSS Community Care Licensing CCC Applications Orientation- Leanne Sprott 108@20%=\$10.97/109@80%=43.88.						
<hr/>						
2 1/31/2024	2/1/2024	Cps Hr Consulting 916-2633600, CA				4.85
Registration for CDSS Community Care Licensing CCC Operations and Record Keeping- Leanne Sprott 108@20%=\$.97/109@80%=\$3.88						
<hr/>						
3 1/31/2024	2/2/2024	Embassy Suites Scrmnt 916-3265000, CA				36.00
Travel- Lodging Parking for R9HSA Board meeting & Training: Strategies for HS Agencies in Changing Landscape, Sacramento, CA 1/29-1/31/24- Sylvia O. 108@20%=\$7.20/109@80%=\$28.80						
<hr/>						
4 2/14/2024	2/15/2024	Hyatt Regency Crystal Ci 7034181234, VA				-6.36
Refund- Travel Lodging for NHSA Winter Leadership Institute in Crystal City, VA 1/22-1/25/24-Elsa Navarrete. 108@20%1.27/109@80%=\$5.09						
<hr/>						

Trans Date	Post Date	Merchant Name	Charge Codes	Approved	Receipt	Amount
5 2/24/2024	2/26/2024	American Air Fort Worth, TX		_____	_____	688.71
Travel-- AA Flight for NTI 2024 Pyramid Pre-Conference & Conference in Tampa, FL, April 15-19, 2024- Cynthia R. 108@20%=\$137.74/109@80%=\$550.97						
6 2/24/2024	2/26/2024	American Air Fort Worth, TX		_____	_____	688.71
Travel-- AA Flight for NTI 2024 Pyramid Pre-Conference & Conference in Tampa, FL, April 15-19, 2024- Letisha B. 108@20%=\$137.74/109@80%=\$550.97						
7 2/24/2024	2/26/2024	American Air Fort Worth, TX		_____	_____	688.71
Travel-- AA Flight for NTI 2024 Pyramid Pre-Conference & Conference in Tampa, FL, April 15-19, 2024- Maria G. 108@20%=\$137.74/109@80%=\$550.97						

Transaction Count: 7
Total: 2,155.47

Employee Signature **Date**

Authorized Approver Signature **Date**



Reporting Period : 2/1/2024 - 2/29/2024

Statement Summary

Name	Freddy Hernandez	Company	Community Action Partnership O
Account #	XXXX-XXXX-XXXX-8850	Currency	US Dollar
Reporting Period	2/1/2024 - 2/29/2024		

Trans Date	Post Date	Merchant Name	Charge Codes	Approved	Receipt	Amount
1 2/1/2024	2/2/2024	Red Rock Adv Room Dep 999999999, NV		_____	_____	254.25
Lodging Deposit for Wilfredo Cruz NCAP 2024 Management & Leadership Training Conference Feb 2024						
<hr/>						
2 2/2/2024	2/5/2024	Tonys Pizza - California Bakersfield, CA		_____	_____	175.42
VITA Volunteer Training Lunch						
<hr/>						
3 2/3/2024	2/5/2024	Panda Express #1245 P Olo.Com, CA		_____	_____	165.99
VITA Volunteer Training Lunch						
<hr/>						
4 2/10/2024	2/12/2024	Zuppler Onlineord 215-264-4385, PA		_____	_____	246.59
VITA-Volunteer Lunch 2/10/24						
<hr/>						
5 2/11/2024	2/13/2024	Hyatt Regency Long Beach 5624911234, CA		_____	_____	990.02
Lodging for Cecilia Stewart to attend the CA STEAM Symposium Feb 2024						
<hr/>						

Trans Date	Post Date	Merchant Name	Charge Codes	Approved	Receipt	Amount
6 2/17/2024	2/19/2024	Tst* Slice Of Italy - Dow Bakersfield, CA		_____	_____	74.70
		VITA-Volunteer Lunch				
7 2/24/2024	2/26/2024	Little Caesars 0292 0015 661-746-4444, CA		_____	_____	108.98
		VITA-Volunteer Training Lunch				
8 2/27/2024	2/28/2024	Py *natl Energy & Utility 202-8388375, DC		_____	_____	617.94
		NEUAC 2024 MEMBERSHIP				

Transaction Count: 8

Total: 2,633.89

Employee Signature

Date

Authorized Approver Signature

Date



Reporting Period : 2/1/2024 - 2/29/2024

Statement Summary

Name	Louis Gill	Company	Community Action Partnership O
Account #	XXXX-XXXX-XXXX-6829	Currency	US Dollar
Reporting Period	2/1/2024 - 2/29/2024		

Trans Date	Post Date	Merchant Name	Charge Codes	Approved	Receipt	Amount
1 1/31/2024	2/1/2024	Hsc* Regszn7xfzk Headstartca.O, CA				109.00
Registration for Gloria Barbero to attend the HSC- March 12th Advocacy Day - Initially registered Louis Gill & was transferred to Gloria						
2 2/12/2024	2/13/2024	American Air Fort Worth, TX				488.69
Airfare for Louis Gill to attend the NCAF Conference & Pre-Conference in Washington, DC March 11-15, 2024						
3 2/14/2024	2/15/2024	Ncaf 202-842-2092, DC				950.00
Registration for Louis Gill to attend the NCAF Conference & Pre-Conference in Washington, DC March 11-15, 2024						
4 2/14/2024	2/15/2024	Community Action Partner 202-265-7546, DC				795.00
Registration for Vanessa Mendoza to attend NCAP Management & Leadership Training Conference in Las Vegas, NV						

Trans Date	Post Date	Merchant Name	Charge Codes	Approved	Receipt	Amount
5 2/23/2024	2/26/2024	Mydogismyhome.Org Www.Mydogismy, NY				512.00
Registration for My Dog Is My Home's Co-Sheltering Conference 2024 for the LBNC staff						
<hr/>						
6 2/27/2024	2/29/2024	Travelodge 661-3250772, CA				336.00
Lodging for M Street client						
<hr/>						
						Transaction Count: 6
						Total: 3,190.69

Employee Signature

Date

Authorized Approver Signature

Date



Reporting Period : 2/1/2024 - 2/29/2024

Statement Summary

Name	Lisa McGranahan	Company	Community Action Partnership O
Account #	XXXX-XXXX-XXXX-9914	Currency	US Dollar
Reporting Period	2/1/2024 - 2/29/2024		

Trans Date	Post Date	Merchant Name	Charge Codes	Approved	Receipt	Amount
1 2/7/2024	2/8/2024	Bonnies Best Cafe Bakersfield, CA		_____	_____	216.00
BONNIES BEST CAFE-Personal Committee Meeting						
<hr/>						
2 2/10/2024	2/12/2024	Biometrics4all Inc 714-568-9888, CA		_____	_____	15.75
BIOMETRICS4ALL, INC-Maintenance Invoice						
<hr/>						
3 2/15/2024	2/19/2024	Safety Holdings 888-9472622, NM		_____	_____	961.28
Driving Monitoring Services						
<hr/>						
4 2/15/2024	2/19/2024	Biometrics4all Inc 714-568-9888, CA		_____	_____	960.00
BIOMETRICS4ALL, INC-Maintenance Invoice						
<hr/>						

Transaction Count: 4
Total: 2,153.03

Employee Signature _____ Date _____

Authorized Approver Signature _____ Date _____



Reporting Period : 2/1/2024 - 2/29/2024

Statement Summary

Name	Jerry Meade	Company	Community Action Partnership O
Account #	XXXX-XXXX-XXXX-8086	Currency	US Dollar
Reporting Period	2/1/2024 - 2/29/2024		

Trans Date	Post Date	Merchant Name	Charge Codes	Approved	Receipt	Amount
1 2/6/2024	2/7/2024	National Head Start Asso 703-739-0875, VA				1,800.00
NHAS The Future of ERSEA Virtual Conference for 6 E&A Kern Team Members						
<hr/>						
2 2/6/2024	2/7/2024	Schlpay*kerncounty 661-636-4558, CA				50.00
Specially Yours Conference Registration for HS Inclusion Team						
<hr/>						
3 2/13/2024	2/14/2024	National Head Start Asso 202-320-2024, VA				300.00
NHAS The Future of ERSEA Virtual Conference for 1 E&A SJC Team Member						
<hr/>						
4 2/14/2024	2/15/2024	American Air Fort Worth, TX				359.70
Air Travel to Phoenix, AZ for R9HSA EHS STEM Conference for Mentor Coach						
<hr/>						
5 2/14/2024	2/15/2024	American Air Fort Worth, TX				359.70
Air Travel to Phoenix, AZ for R9HSA EHS STEM Conference for Mentor Coach						
<hr/>						

Trans Date	Post Date	Merchant Name	Charge Codes	Approved	Receipt	Amount
6 2/14/2024	2/15/2024	American Air Fort Worth, TX				359.70
Air Travel to Phoenix, AZ for R9HSA EHS STEM Conference for Education Supervisor						
7 2/14/2024	2/15/2024	American Air Fort Worth, TX				359.70
Air Travel to Phoenix, AZ for R9HSA EHS STEM Conference for Education Supervisor						
8 2/15/2024	2/19/2024	American Ai 800-433-7300, TX				-359.70
Refund /Exchange for air travel to Phoenix R9HSA conference.						
9 2/16/2024	2/19/2024	American Air Fort Worth, TX				367.70
Air travel to Phoenix R9HSA conference for HS STEM for Education Team member .						
10 2/24/2024	2/26/2024	American Air Fort Worth, TX				543.71
Air Travel for Assistance Director to attend Pyramid Conference for Social Emotional Well Being.						

Transaction Count: 10

Total: 4,140.51

Employee Signature

Date

Authorized Approver Signature

Date



Reporting Period : 2/1/2024 - 2/29/2024

Statement Summary

Name	Pritika Ram	Company	Community Action Partnership O
Account #	XXXX-XXXX-XXXX-7074	Currency	US Dollar
Reporting Period	2/1/2024 - 2/29/2024		

Trans Date	Post Date	Merchant Name	Charge Codes	Approved	Receipt	Amount
1 1/31/2024	2/1/2024	Red Rock Adv Room Dep 999999999, NV				692.69
Hotel Fee for Vanessa Mendoza - NCAP Mgmt. & Leadership Conference in Las Vegas. Total cost less advance deposit fee of \$270.07 = 692.69						
<hr/>						
2 1/31/2024	2/1/2024	Red Rock Adv Room Dep 999999999, NV				692.69
Hotel Fee for Andrea Reyes - NCAP Mgmt. & Leadership Conference in Las Vegas. Total cost less advance deposit fee of \$270.07 = 692.69						
<hr/>						
3 2/1/2024	2/2/2024	Stk*shutterstock 866-6633954, NY				29.00
Monthly Subscription for Stock Photos						
<hr/>						
4 2/1/2024	2/2/2024	Red Rock Adv Room Dep 999999999, NV				945.81
Hotel Fee for Savannah Maldonado - NCAP Mgmt. & Leadership Conf. in Las Vegas. Total amount is \$1215.88 less advance deposit of \$270.07 = \$945.81.						
<hr/>						
5 2/3/2024	2/5/2024	Unlimited-Elements-For Httpsfreemius, DE				74.25
Annual Unlimited Elements Plan (5 sites).						
<hr/>						

Trans Date	Post Date	Merchant Name	Charge Codes	Approved	Receipt	Amount
6 2/5/2024	2/7/2024	Spirit Airl 800-7727117, FL				129.00
Carryon Baggage Fee for Vanessa Mendoza - Flight to Las Vegas for NCAP Management & Leadership Conference.						
7 2/8/2024	2/8/2024	Pma Online 201-871-0427, NJ				720.00
Registration Fee for Online Grant Writing Training for 3 (K. Vazquez, B.R. Fergon, & A. Perez)						
8 2/9/2024	2/12/2024	Omni Hotels 800-8096664, CA				1,111.62
Advance hotel payment for Ernesto Leo to attend the GSMCON 2024 in Palm Springs, CA						
9 2/9/2024	2/12/2024	Facebk 2xnngypwa2 650-5434800, CA				250.00
Facebook Ad for LIHWAP Program						
10 2/9/2024	2/12/2024	Linkedin Ads 9206621476 855-6535653, CA				38.79
Social Media Ad Campaign for Head Start.						
11 2/11/2024	2/12/2024	Facebk 3nfhgwbwa2 650-5434800, CA				250.00
Facebook Ad for LIHWAP Program						

Trans Date	Post Date	Merchant Name	Charge Codes	Approved	Receipt	Amount
12 2/12/2024	2/13/2024	Red Rock Adv Room Dep 999999999, NV				-270.07
Refund for Deposit for Pritika Ram's room in Las Vegas for the NCAP MLC Conference. Her room was paid for by NCAP at a different hotel.						
13 2/13/2024	2/13/2024	Facebk Fsnkqywa2 650-5434800, CA				250.00
Facebook Ad for LIHWAP Program						
14 2/14/2024	2/15/2024	In *alliance Of Informati 703-2182477, VA				600.00
Registration Fee for Sabrina Jones-Roberts to attend Inform USA Conference in Grand Rapids, MI.						
15 2/14/2024	2/15/2024	American Air Fort Worth, TX				1,023.70
Airline Ticket for Sabrina Jones-Roberts to attend Inform USA Grand Gathering Conference in Grand Rapids, MI.						
16 2/14/2024	2/15/2024	Facebk Km9blw3wa2 650-5434800, CA				250.00
Facebook Ad for LIHWAP Program						
17 2/15/2024	2/16/2024	Linkedin Ads 9226392406 855-6535653, CA				106.37
Social Media Ad Campaign for Head Start.						

Trans Date	Post Date	Merchant Name	Charge Codes	Approved	Receipt	Amount
18 2/15/2024	2/16/2024	Dnh*godaddy.Com 480-5058855, AZ				46.34
Domain Name Renewal for kerneitc.org						
<hr/>						
19 2/16/2024	2/19/2024	Facebk 5sqymw3wa2 650-5434800, CA				250.00
Facebook Ad for LIHWAP Program						
<hr/>						
20 2/16/2024	2/19/2024	Jw Marriott Las Vegas Las Vegas, NV				562.74
Hotel Receipt for Pritika Ram to attend NCAP MLC in Las Vegas, NV.						
<hr/>						
21 2/18/2024	2/19/2024	Facebk Geesrypwa2 650-5434800, CA				250.00
Facebook Ad for LIHWAP Program						
<hr/>						
22 2/19/2024	2/20/2024	Facebk Dk8paxxwa2 650-5434800, CA				250.00
Facebook Ad for LIHWAP Program						
<hr/>						
23 2/20/2024	2/21/2024	Cke*new Vintage Bar & Gri Bakersfield, CA				115.08
Lunch Meeting to discuss expansion with Bakersfield City School District.						
<hr/>						

Trans Date	Post Date	Merchant Name	Charge Codes	Approved	Receipt	Amount
24	2/21/2024	2/22/2024	Linkedin Ads 9927750504 855-6535653, CA			102.00
Social Media Ad Campaign for Head Start.						
<hr/>						
25	2/21/2024	2/23/2024	Residence Inn Downtown Sacramento, CA			679.95
Hotel Fee for Annelisa Perez to attend the CA Jobs First Winter Convening in Sacramento, CA						
<hr/>						
26	2/27/2024	2/28/2024	Linkedin Ads 9271222596 855-6535653, CA			104.80
Social Media Ad Campaign for Head Start.						
<hr/>						
27	2/27/2024	2/28/2024	Tst* Sonder Bakersfield, CA			87.78
Lunch meeting to discuss Foundation Business.						
<hr/>						
28	2/28/2024	2/29/2024	Facebk 37ejawtwa2 650-5434800, CA			249.75
Facebook Ad for LIHWAP Program						
<hr/>						

Transaction Count: 28
Total: 9,592.29

Employee Signature **Date**

Authorized Approver Signature **Date**



Reporting Period : 2/1/2024 - 2/29/2024

Statement Summary

Name	Jeremy Tobias	Company	Community Action Partnership O
Account #	XXXX-XXXX-XXXX-7066	Currency	US Dollar
Reporting Period	2/1/2024 - 2/29/2024		

Trans Date	Post Date	Merchant Name	Charge Codes	Approved	Receipt	Amount
1 1/31/2024	2/1/2024	Red Rock Adv Room Dep 9999999999, NV				692.69
Advance Hotel Room Payment for Board Member, Denise Boshers. NCAP Management & Leadership Conference in Las Vegas, NV.						
<hr/>						
2 2/1/2024	2/2/2024	Food-Ex Bakersfield, CA				492.88
Lunch for January 31, 2024 Board of Directors Meeting. Agenda & Attendee List is attached.						
<hr/>						
3 2/2/2024	2/5/2024	Shell Oil12822045014 Bakersfield, CA				80.62
Gasoline for CEO's Agency Vehicle						
<hr/>						
4 2/7/2024	2/12/2024	Ncaf 202-842-2092, DC				775.00
Registration Fee for Pritika Ram to attend NCAF Conference in Washington, DC. Registration fee switched from Jeremy to Pritika.						
<hr/>						
5 2/13/2024	2/14/2024	Sq *too Fat Sandwiches-18 Gosq.Com, CA				93.73
Lunch for PRE Committee Meeting.						
<hr/>						

Trans Date	Post Date	Merchant Name	Charge Codes	Approved	Receipt	Amount
6 2/13/2024	2/14/2024	Curb Lv Taxi Nellis Queens, NY				79.48
Taxi Fare for Jeremy Tobias from Airport to Hotel in Las Vegas - NCAP Management & Leadership Conference						
7 2/14/2024	2/16/2024	United United.Com, TX				-258.60
Credit for Canceled flight for Board Member Denise Boshers - NCAP Management & Leadership Conference in Las Vegas, NV						
8 2/15/2024	2/19/2024	Avas Flowers 877-638-3303, DE				95.82
Sympathy Plant for deceased employee's family. (Ann Jackson)						
9 2/18/2024	2/19/2024	Red Rock Hotel Fd Las Vegas, NV				1,991.06
Balance due for hotel fee for Jeremy Tobias - NCAP Management & Leadership Conference. See notes on receipt. Amount due to CAPK received during travel liquidation.						
10 2/18/2024	2/19/2024	Rps Bakersfield Bakersfield, CA				50.00
Parking Fee for Jeremy Tobias at Bakersfield Airport - Attended NCAP Management & Leadership Conference in Las Vegas						
11 2/22/2024	2/23/2024	American Air Fort Worth, TX				606.70
Airline Ticket for Board Member Michelle Jara-Rangel to attend NHSA Annual Conference in Portland, OR.						



Reporting Period : 2/1/2024 - 2/29/2024

Statement Summary

Name	Emilio Wagner	Company	Community Action Partnership O
Account #	XXXX-XXXX-XXXX-7041	Currency	US Dollar
Reporting Period	2/1/2024 - 2/29/2024		

Trans Date	Post Date	Merchant Name	Charge Codes	Approved	Receipt	Amount
1 2/9/2024	2/9/2024	Microsoft G039090904 701-2817490, WA		_____	_____ ✓ _____	1,298.31
		Microsoft INV G039090904 Billing Period 1/1/24 - 1/31/24				
<hr/>						
2 2/19/2024	2/20/2024	Msft * E0200qvff7 Msbill.Info, WA		_____	_____ ✓ _____	11.20
		Online Services 1/19/24 - 2/18/24				
<hr/>						
3 2/19/2024	2/20/2024	WI *mindbody Inc 805-250-8506, CA		_____	_____ ✓ _____	461.98
		Recurring Fee				
<hr/>						

Transaction Count: 3
Total: 1,771.49

Employee Signature _____ **Date** _____

Authorized Approver Signature _____ **Date** _____



Reporting Period : 2/1/2024 - 2/29/2024

Statement Summary

Name	Tracy Webster	Company	Community Action Partnership O
Account #	XXXX-XXXX-XXXX-6993	Currency	US Dollar
Reporting Period	2/1/2024 - 2/29/2024		

Trans Date	Post Date	Merchant Name	Charge Codes	Approved	Receipt	Amount
1 1/31/2024	2/1/2024	Boomtaxtaxfiling Boomtax.Com, TX		_____	_____	2,618.90
Verification of EINs and SSNs for CAPK's 2023 Tax Filing and Bulk Submittal of TIN's to IRS.						
<hr/>						
2 2/2/2024	2/5/2024	Htl*caesarspalacel 800-468-3578, TX		_____	_____	1,129.58
Initial hotel room reservation for Wifpli. This has been cancelled. It will take 7-10 days to see the credit.						
<hr/>						
3 2/8/2024	2/8/2024	Goody Technologies Inc Httpswww.Ongo, OR		_____	_____	3,000.00
Gifts for Staff Development Day in April, 2024						
<hr/>						
4 2/8/2024	2/9/2024	Spectrum 855-707-7328, MO		_____	_____	393.89
16th Street Suite 302 payment to restore internet.						
<hr/>						
5 2/8/2024	2/9/2024	Payrollorg 210-226-4600, TX		_____	_____	384.96
Payroll Book for 2024						
<hr/>						

Trans Date	Post Date	Merchant Name	Charge Codes	Approved	Receipt	Amount
6 2/9/2024	2/12/2024	Wipfli Llp Madison, WI				995.00
Annual Wipfli membership renewal.						
<hr/>						
7 2/16/2024	2/19/2024	Goody Technologies Inc Httpswww.Ongo, OR				465.00
Gifts for Staff Development Day April 25, 2024						
<hr/>						
8 2/20/2024	2/21/2024	Sequoia Sand Downtown Bakersfield, CA				203.50
Budget and Finance Committee for February Lunch order.						
<hr/>						
9 2/21/2024	2/22/2024	Sequoia Sand Downtown Bakersfield, CA				49.20
Additional lunches added for the Budget & Finance Committee.						
<hr/>						
10 2/23/2024	2/26/2024	Wipfli Llp Madison, WI				4,800.00
2024 Wipfli Conference in July. G. Alexander, M. Goni, L. Solorio.						
<hr/>						
11 2/24/2024	2/26/2024	Caesars Place Adv Rsvn 8662094732, NV				206.35
Hotel Reservation for Wipfli Conference in July for Liliana Solorio.						
<hr/>						

Trans Date	Post Date	Merchant Name	Charge Codes	Approved	Receipt	Amount
12 2/24/2024	2/26/2024	Caesars Place Adv Rsvn 8662094732, NV				206.35
Hotel Reservation for Wipfli Conference in July for Martin Goni.						
<hr/>						
13 2/24/2024	2/26/2024	Caesars Place Adv Rsvn 8662094732, NV				206.35
Hotel Reservation for Wipfli Conference in July for Gabrielle Alexander.						
<hr/>						
						Transaction Count: 13
						Total: 14,659.08

Employee Signature **Date**

Authorized Approver Signature **Date**



Reporting Period : 2/1/2024 - 2/29/2024

Statement Summary

Name	Rebecca Moreno	Company	Community Action Partnership O
Account #	XXXX-XXXX-XXXX-3618	Currency	US Dollar
Reporting Period	2/1/2024 - 2/29/2024		

Trans Date	Post Date	Merchant Name	Charge Codes	Approved	Receipt	Amount
1 1/29/2024	2/12/2024	Dispute-Hilton Parc 55 S Unknown		_____	_____	-762.33
REFUND-DISPUTED CHARGES						


2 2/2/2024	2/5/2024	Hilton San Francisco 415-7711400, CA		_____	_____	873.15
Lodging for Jamie Lujan to attend the NAEH Conference in San Francisco, CA March 3-7, 2024						

3 2/4/2024	2/6/2024	Travelodge 661-3250772, CA		_____	_____	504.00
Lodging for Derek Oliver - M Street Client						

Transaction Count: 3
Total: 614.82

Employee Signature _____ Date _____

Authorized Approver Signature _____ Date _____



BUDGET AND FINANCE COMMITTEE

APRIL 17, 2024

FINANCIAL REPORT

TABLE OF CONTENTS

<u>SECTION</u>	<u>Pages (s)</u>
A. Schedule of Programs for the period March 1, 2023 through February 28, 2024	A1 - A6
B. Functional Classification by Fund	B1 - B3
C. Line of Credit Summary	C1
D. - Cash Summary as of February 29, 2024	D1
- Bank Reconciliations	D2 - D8
E. Wells Fargo Visa Summary and Statements	E1 - E25
F. Central Kitchen Budget to Actual February 29, 2024	F1
G. State Department of Education Contract - Earned Revenue	G1 - G2
H. Finance Division Monthly Report	H1
I. Financial Statements as of February 28, 2023	I1
J. Financial Statements as of February 29, 2024	J1
K. Agency-wide Budget to Actual as of February 29, 2024	K1 - K7
L. Indirect Fund Budget To Actual as of February 29, 2024	L1
M. Check Register as of February 29, 2024	M1



Reporting Period : 2/1/2024 - 2/29/2024

Statement Summary

Name	Susana Magana	Company	Community Action Partnership O
Account #	XXXX-XXXX-XXXX-6693	Currency	US Dollar
Reporting Period	2/1/2024 - 2/29/2024		

Trans Date	Post Date	Merchant Name	Charge Codes	Approved	Receipt	Amount
1 2/1/2024	2/2/2024	Lassens Natural Foods-Bk Bakersfield, CA		_____	_____	95.22
		Special Diet-Foods/Milk's				
<hr/>						
2 2/5/2024	2/6/2024	Wm Supercenter #1624 Bakersfield, CA		_____	_____	217.68
		Special Diet-Foods/Milk's (Formula)				
<hr/>						
3 2/15/2024	2/16/2024	Lassens Natural Foods-Bk Bakersfield, CA		_____	_____	74.21
		Special Diet-Foods/Milk's				
<hr/>						
4 2/16/2024	2/19/2024	Sq *mayacamas Fine Foods Gosq.Com, CA		_____	_____	59.29
		Special Diet-Foods/Milk's				
<hr/>						

Transaction Count: 4
Total: 446.40

Employee Signature

Date

Authorized Approver Signature

Date

**COMMUNITY ACTION PARTNERSHIP OF KERN
CENTRAL KITCHEN - BUDGET TO ACTUAL
FOR THE PERIOD MARCH 1, 2023 TO FEBRUARY 28, 2024 (12 OF 12 MONTHS OR 100.0%)**

Line Item	2023/24 Budget	3/1/23 - 2/28/24 Actual	% Expended	Available Budget
USDA Revenue (Note A)	1,632,027	1,290,663	79.1%	341,364
Head Start Subsidy	<u>1,120,549</u>	<u>1,364,751</u>	<u>121.8%</u>	<u>(244,202)</u>
Total Revenue	<u><u>2,752,576</u></u>	<u><u>2,655,414</u></u>	<u>96.5%</u>	<u><u>97,162</u></u>
Expenditures (Note B)				
Salaries	880,250	772,631	87.8%	107,619
Benefits	253,487	233,596	92.2%	19,891
Vehicle Gasoline, Repair/Maintenance	45,000	44,366	98.6%	634
Space Costs	121,700	180,984	148.7%	(59,284)
Supplies - Office & Food Service	106,000	134,666	127.0%	(28,666)
Equipment Repair/Maintenance & Lease	25,000	16,545	66.2%	8,455
Communication	13,000	14,791	113.8%	(1,791)
Risk Insurance	12,700	12,855	101.2%	(155)
Printing	1,000	877	87.7%	123
Hiring & Employee Costs	1,200	2,336	194.7%	(1,136)
First Aid	500	-	0.0%	500
Raw Food/Vended Meals	<u>1,015,580</u>	<u>964,297</u>	<u>95.0%</u>	<u>51,283</u>
Sub Total	2,475,417	2,377,944	96.1%	97,473
Adult Meals Prepared	128,794	146,413	113.7%	(17,619)
Indirect	<u>148,365</u>	<u>131,057</u>	<u>88.3%</u>	<u>17,308</u>
Total Expenditures	<u><u>2,752,576</u></u>	<u><u>2,655,414</u></u>	<u>96.5%</u>	<u><u>97,162</u></u>

	Prior Period	FEBRUARY 2024	Cumulative
Total Meals Prepared and Vended (Note C)	600,212	56,911	657,123
Total Meals Claimed	<u>382,242</u>	<u>39,987</u>	<u>422,229</u>
Difference	217,970	16,924	234,894

Percentage Claimed to Prepared/Vended	70.3%	64.3%
---------------------------------------	-------	-------

Note A: Source of USDA revenue is monthly report submitted to California Department of Education by Head Start/State Child Development Program Division. Revenue is reimbursement for meals claimed.

Note B: Expenditures are for meals prepared, including vended meals.

Note C: Total number of meals delivered to the centers and homebase excluding adult prepared and adult meals vended. The total represents the number of meals available to be served to center and homebase children.

COMMUNITY ACTION PARTNERSHIP OF KERN
STATE DEPARTMENT OF EDUCATION CONTRACT - MIGRANT ALTERNATIVE PAYMENT
FOR THE PERIOD 7/1/23 - 6/30/24 (8 OF 12 MONTHS = 66.7%)

Contract CMAP-3000	July 2023	Aug 2023	Sept 2023	Oct 2023	Nov 2023	Dec 2023	Jan 2024	Feb 2024	Mar 2024	Apr 2024	May 2024	June 2024	Total	%	% Earned to MRA
Provider Payments	\$ 2,757,847	\$ 2,862,065	\$ 2,721,617	\$ 2,218,128	\$ 2,186,332	\$ 2,093,815	\$ 2,015,278	\$ 2,149,754	\$ -	\$ -	\$ -	\$ -	\$ 19,004,838		
Add: Family Fees	-	-	-	55	55	109	-	-	-	-	-	-	\$ 219		
Net Provider Payments	\$ 2,757,847	\$ 2,862,065	\$ 2,721,617	\$ 2,218,183	\$ 2,186,387	\$ 2,093,924	\$ 2,015,278	\$ 2,149,754	\$ -	\$ -	\$ -	\$ -	\$ 19,005,057	82.89%	
Maximum Reimbursable Amount (MRA) for Provider Payments													23,640,785		80.39%
Administration & Support Services Revenue															
Provider Payments	\$ 2,757,847	\$ 2,862,065	\$ 2,721,617	\$ 2,218,183	\$ 2,186,387	\$ 2,093,924	\$ 2,015,278	\$ 2,149,754	\$ -	\$ -	\$ -	\$ -	\$ 19,005,057		
Reimbursement Rate	<u>x 23.8390%</u>	<u>x 23.8390%</u>	<u>x 23.8390%</u>	<u>x 23.8390%</u>	<u>x 23.8390%</u>	<u>x 23.8390%</u>	<u>x 23.8390%</u>	<u>x 23.8390%</u>	<u>x 23.8390%</u>	<u>x 23.8390%</u>	<u>x 23.8390%</u>	<u>x 23.8390%</u>	<u>x 23.8390%</u>		
Revenue Earned	\$ 657,443	\$ 682,288	\$ 648,807	\$ 528,793	\$ 521,213	\$ 499,171	\$ 480,422	\$ 512,480	\$ -	\$ -	\$ -	\$ -	\$ 4,530,617		
Program Administration/Support Services Costs	177,391	196,747	285,508	115,970	204,994	332,772	184,663	400,424	-	-	-	-	1,898,471	8.28%	
Indirect (10% x MTDC) Costs	292,056	304,728	299,124	231,951	237,703	241,175	216,270	200,277	-	-	-	-	2,023,284	8.82%	
Transfer Indirect to CSBG	-	-	-	-	-	-	-	-	-	-	-	-	-		
Total Operating Costs	\$ 469,447	\$ 501,475	\$ 584,632	\$ 347,921	\$ 442,698	\$ 573,947	\$ 400,934	\$ 600,701	\$ -	\$ -	\$ -	\$ -	\$ 3,921,754	17.11%	
Revenue Earned Over/(Under) Costs	\$ 187,997	\$ 180,813	\$ 64,174	\$ 180,872	\$ 78,515	\$ (74,776)	\$ 79,489	\$ (88,221)	\$ -	\$ -	\$ -	\$ -	\$ 608,863		
TOTAL COSTS - NET OF FAMILY FEES	\$ 3,227,294	\$ 3,363,540	\$ 3,306,250	\$ 2,566,104	\$ 2,629,085	\$ 2,667,871	\$ 2,416,212	\$ 2,750,455	\$ -	\$ -	\$ -	\$ -	22,926,811	100.00%	

Note 1: Administration and Support Services revenue is earned based on the amount of provider payments incurred. Example:

Provider payments	19,005,057
Reimbursement Rate (19.25% / 80.75%)	<u>x 23.8390%</u>
Revenue Earned	<u>4,530,615</u>

Note 2: The maximum reimbursable amount per the 2022/23 State contract is as follows:

Provider Payments	23,640,785	80.75%
Administration	4,757,434	16.25%
Support Services	878,295	<u>3.00%</u>
Maximum Reimbursable Amount (MRA)	<u>29,276,514</u>	<u>100.00%</u>

Note 3: Increase to contract was received August 2023 in the amount of \$55,652.

Note 4: Voluntary Temporary Transfer was approved and received February 2024 in the amount of \$7,704,498. Increase will not be added to the calculation in the table.

COMMUNITY ACTION PARTNERSHIP OF KERN
STATE DEPARTMENT OF EDUCATION 2023/24 CONTRACTS - EARNED REVENUE
FOR THE PERIOD 7/1/23 - 6/30/24 (8 OF 12 MONTHS = 66.7%)

	Jul-23	Aug-23	Sep-23	Oct-23	Nov-23	Dec-23	Jan-24	Feb-24	Mar-24	Apr-24	May-24	Jun-24	TOTAL	% Earned to MRA
GENERAL CHILD CARE (CCTR-3063)														
Adjusted Days of Enrollment - Certified	5,189	6,077	5,517	6,065	5,391	5,301	5,768	5,422	-	-	-	-	44,730	
Reimbursement Rate per Child per Day	X \$51.55	X \$51.55	X \$51.55	X \$51.55	X \$51.55	X \$51.55	X \$51.55	X \$51.55	X \$51.55	X \$51.55	X \$51.55	X \$51.55	X \$51.55	X \$51.55
Revenue Earned	\$ 267,471	\$ 313,264	\$ 284,402	\$ 312,630	\$ 277,904	\$ 262,622	\$ 285,771	\$ 268,615	\$ -	\$ -	\$ -	\$ -	\$ 2,272,678	57.82%
Maximum Reimbursable Amount (MRA)													\$3,930,503	
<u>Flex Factor</u>														
Attendance Percentage (Attendance/Enrollment)	99.38%	99.76%	99.82%	99.78%	99.26%	99.41%	99.02%	98.52%						99.38%
Five Percent Flexibility, Maximum = 100 Percent	100.00%	100.00%	100.00%	100.00%	100.00%	100.00%	100.00%	100.00%						100.00%
CALIFORNIA STATE PRESCHOOL (CSPP-2120)														
Adjusted Days of Enrollment - Certified	3,104	6,787	8,232	10,641	9,521	8,342	10,898	10,014	-	-	-	-	67,540	
Reimbursement Rate per Child per Day	X \$55.27	X \$55.27	X \$55.27	X \$55.27	X \$55.27	X \$55.27	X \$55.27	X \$55.27	X \$55.27	X \$55.27	X \$55.27	X \$55.27	X \$55.27	X \$55.27
Revenue Earned	\$ 171,560	\$ 375,128	\$ 454,961	\$ 588,144	\$ 526,245	\$ 461,074	\$ 602,357	\$ 553,488	\$ -	\$ -	\$ -	\$ -	\$ 3,732,957	52.67%
Maximum Reimbursable Amount (MRA)													\$7,087,664	
<u>Flex Factor</u>														
Attendance Percentage (Attendance/Enrollment)	99.42%	98.76%	98.62%	98.53%	98.63%	100.00%	98.20%	98.85%						98.79%
Five Percent Flexibility, Maximum = 100 Percent	100.00%	100.00%	100.00%	100.00%	100.00%	100.00%	100.00%	100.00%						100.00%
MIGRANT CHILD CARE (CMIG-2004)														
Adjusted Days of Enrollment - Certified	18	50	65	79	58	68	75	68	-	-	-	-	479	
Reimbursement Rate per Child per Day	X \$51.55	X \$51.55	X \$51.55	X \$51.55	X \$51.55	X \$51.55	X \$51.55	X \$51.55	X \$51.55	X \$51.55	X \$51.55	X \$51.55	X \$51.55	X \$51.55
Revenue Earned	\$ 907	\$ 2,552	\$ 3,374	\$ 4,054	\$ 2,964	\$ 3,480	\$ 3,866	\$ 3,480	\$ -	\$ -	\$ -	\$ -	\$ 24,677	8.47%
Maximum Reimbursable Amount (MRA)													\$291,239	
<u>Flex Factor</u>														
Attendance Percentage (Attendance/Enrollment)	100.00%	100.00%	92.75%	98.78%	100.00%	100.00%	100.00%	100.00%						98.80%
Five Percent Flexibility, Maximum = 100 Percent	100.00%	100.00%	97.75%	100.00%	100.00%	100.00%	100.00%	100.00%						100.00%

Note 1: Source of adjusted days of enrollment for certified children is the monthly attendance report prepared by the Fiscal Dept. of the Head Start/State Child Development Division.

Note 2: Source of reimbursement rate per child per day and maximum reimbursable amount is per the 2023/24 State contracts.

COMMUNITY ACTION PARTNERSHIP OF KERN
STATE DEPARTMENT OF EDUCATION 2023/24 CONTRACTS - EARNED REVENUE
SAN JOAQUIN COUNTY OFFICE OF EDUCATION
FOR THE PERIOD 7/1/23 - 6/30/24 (8 OF 12 MONTHS = 66.7%)

	Jul-23	Aug-23	Sep-23	Oct-23	Nov-23	Dec-23	Jan-24	Feb-24	Mar-24	Apr-24	May-24	Jun-24	TOTAL	% Earned to MRA	
GENERAL CHILD CARE (CCTR-1242)															
Adjusted Days of Enrollment - Certified	2,278	3,336	3,413	3,882	3,318	3,217	3,158	2,769	-	-	-	-	25,371		
Reimbursement Rate per Child per Day	X \$48.84	X \$48.84	X \$48.84	X \$48.84	X \$48.84	X \$48.84	X \$48.84	X \$48.84	X \$48.84	X \$48.84	X \$48.84	X \$48.84	X \$48.84	X \$48.84	
Revenue Earned	\$ 111,258	\$ 162,917	\$ 166,708	\$ 189,582	\$ 162,051	\$ 157,131	\$ 154,253	\$ 135,225	\$ -	\$ -	\$ -	\$ -	\$ 1,239,126	50.41%	
Maximum Reimbursable Amount (MRA)													\$2,458,117		
Flex Factor															
Attendance Percentage (Attendance/Enrollment)	99.41%	99.36%	100.00%	99.92%	99.95%	100.00%	97.94%	99.26%						99.51%	
Five Percent Flexibility, Maximum = 100 Percent	100.00%	100.00%	100.00%	100.00%	100.00%	100.00%	100.00%	100.00%						100.00%	

Note 1: Source of adjusted days of enrollment for certified children is the monthly attendance report prepared by the Fiscal Dept. of the Head Start/State Child Development Division.

Note 2: Source of reimbursement rate per child per day and maximum reimbursable amount is per the 2023/24 Cooperative Agreement with the San Joaquin County Office of Education

Division/CFO: Tracy Webster, CFO
 Program/Work Unit: Not Applicable

Month/Year: February-2023
 Director of Finance: Gabrielle Alexander

Services: Overall financial and accounting functions of the organization

Activities		February-2023		Year to Date 03/1/22 - 01/31/23	
Description	Number	Amount		Amount	
Bank Deposits	11	2,468,893		174	29,503,089
Wire Deposits	10	3,639,725		147	31,389,987
Head Start/IRS Drawdowns	5	4,311,555		60	40,358,541
Vendor Checks Issued	1123	3,971,880		13,901	61,290,772
Payroll Disbursed					32,880,275
Grant Reports Prepared	33			430	
ASTHO Vaccine Equity					
CalFresh Outreach					
CalFresh Healthy Living					
CALEITC					
CAL Food					
City of Bakersfield Homeless Housing & Prevention					
City of Bakersfield CDBG Food Bank Expansion					
Commodity Supplemental Food Prog					
County of Kern CDBG Food Bank Expansion					
CMAP Fiscal Report & Caseload					
CSBG Discretionary					
CSBG 2022					
Differential Response					
EFAP					
ESG CARES Act Homeless					
Food Bank Farmers Market					
First 5 Kern – Help Me Grow					
Head Start Expansion SF-425					
Head Start San Joaquin SF-425					
Homeless LBNC					
Homeless Safe Camping					
Home Visit Program					
Homeless Housing Assistance & Prevention					
HUD					
LIHEAP 2021					
LIHEAP 2022					
LIHEAP ARPA					
Postive Youth					
Postive Youth Medi-Cal					
San Joaquin COE General Child Care					
VITA					
UW STANISLAUS CES					
WIC					
Business Services					
Activity	Requested	In-Progress	Processed		Processed YTD
Purchase Orders	409	0	409		3454
Contracts	45	5	40		311
Leases	21	14	7		24
Requests for Proposals	3	0	2		29
Business Services Projects					
Description			% Completed		Comments
Energy Subcontractor			100		Completed
Design Build Sports Field Lighting FHCC			90		Awarded -Waiting for funding

Total Division Staffing

29 positions + 1 Vacancies

- | | | |
|-----------------------------------|---------------------------------|-------------------------------|
| CFO | Accounting Technician (5) | Procurement Manager |
| Director of Finance | Accounting Specialist (2) | Business Contracts Specialist |
| Finance Administrator | AP Supervisor (1) | Business Technician (2) |
| Payroll/HRIS Manager | Fiscal Technician (2) | |
| Accounting Administrator | Payroll Specialists (3) | |
| Accounting Administrator - Energy | Payroll Supervisor (1) | |
| Accountant (2) | Administrative Assistant to CFO | |
| Accountant II (2) | | |

Community Action of Partnership of Kern Agency Total

STATEMENT OF POSITION (UNAUDITED) AS OF FEBRUARY 28, 2023

ASSETS

Cash in Bank	12,449,539
Cash - Vacation Reserve	1,050,719
Petty Cash	-
Accounts Receivable	11,950,544
Travel Advance	200
Prepaid Expense	999,684
Inventory	1,090,744
Net Fixed Assets - Unrestricted	703,156
Net Fixed Assets - Restricted	<u>30,074,237</u>

Total Assets 58,318,823

LIABILITES AND NET ASSETS

Accounts Payable	7,537,974
Accrued Expenses	3,430,196
Accrued Vacation	1,743,490
Line of Credit	-
Note Payable	704,130
Advance Payable	2,784,923
Deferred Revenue	<u>5,710,865</u>

Total Liabilites 21,911,578

Total Net Assets 36,407,245

Total Liabilities and Net Assets 58,318,823

STATEMENT OF OPERATIONS (UNAUDITED) FOR THE PERIOD MARCH 1, 2022 TO FEBRUARY 28, 2023

REVENUE

Grant Revenue	106,882,227
Donations	47,277,632
Other Revenue	756,165
In-Kind	<u>163,275</u>

Total Revenue 155,079,300

EXPENDITURES

Salaries	36,431,542
Benefits	10,091,397
Travel	698,622
Space Costs	8,330,212
Supplies	2,886,851
Consultant/Contract Services	4,363,893
Other Costs	3,848,807
Program Costs	65,591,598
Capital Expenditures	-
Indirect	7,998,647
In-Kind	<u>163,275</u>

Total Expenditures 140,404,844

Net Change in Assets 14,674,456

Net Assets, beginning 21,732,790

Net Assets, ending 36,407,245

Community Action of Partnership of Kern Agency Total

STATEMENT OF POSITION (UNAUDITED)	
AS OF FEBRUARY 29, 2024	
ASSETS	
Cash in Bank	17,999,015
Cash - Vacation Reserve	1,019,231
Petty Cash	-
Accounts Receivable	4,762,068
Travel Advance	5,581
Prepaid Expense	537,497
Inventory	1,203,030
Net Fixed Assets - Unrestricted	59,097
Net Fixed Assets - Restricted	<u>29,792,937</u>
Total Assets	55,378,457
LIABILITES AND NET ASSETS	
Accounts Payable	3,599,558
Accrued Expenses	2,915,294
Accrued Vacation	2,027,206
Line of Credit	-
Note Payable	7,927,207
Advance Payable	2,550,500
Deferred Revenue	<u>10,441,684</u>
Total Liabilites	29,461,448
Total Net Assets	<u>25,917,009</u>
Total Liabilities and Net Assets	55,378,457

STATEMENT OF OPERATIONS (UNAUDITED)	
FOR THE PERIOD MARCH 1, 2023 TO FEBRUARY 29, 2024	
REVENUE	
Grant Revenue	119,746,721
Donations	399,978
Other Revenue	14,609,523
In-Kind	<u>12,644,066</u>
Total Revenue	147,400,288
EXPENDITURES	
Salaries	45,754,790
Benefits	12,248,098
Travel	953,923
Space Costs	23,738,877
Supplies	3,695,394
Consultant/Contract Services	6,123,888
Other Costs	4,979,611
Program Costs	36,199,093
Capital Expenditures	1,227,043
Indirect	10,325,742
In-Kind	<u>12,644,066</u>
Total Expenditures	157,890,525
Net Change in Assets	(10,490,237)
Net Assets, beginning	36,407,245
Net Assets, ending	25,917,009

COMMUNITY ACTION PARTNERSHIP OF KERN
 BUDGET TO ACTUAL
 FOR THE PERIOD 03-01-23 TO 02-29-24 (100.0%)

	AGENCY TOTAL			
	ANNUAL BUDGET	EXPENDITURES	BUDGET AVAILABLE	PERCENTAGE EXPENDED
EXPENDITURES				
SALARIES	47,100,100	41,170,749	5,929,351	87%
BENEFITS	14,073,704	11,136,976	2,936,728	79%
TRAVEL	945,786	847,582	98,204	90%
SPACE COST	24,896,066	21,720,249	3,175,817	87%
SUPPLIES	3,117,268	3,272,558	(155,290)	105%
EQUIPMENT	2,006,693	3,087,433	(1,080,740)	154%
CONSULTANT/CONTRACT SERVICES	4,701,828	4,939,914	(238,086)	105%
OTHER COSTS	3,184,583	4,141,373	(956,790)	130%
PROGRAM COSTS	27,411,577	36,109,387	(8,697,810)	132%
INDIRECT	10,269,644	10,659,037	(389,393)	104%
TOTAL	137,707,249	137,085,258	621,991	100%

**COMMUNITY ACTION PARTNERSHIP OF KERN
BUDGET TO ACTUAL
FOR THE PERIOD 03-01-23 TO 02-29-24 (100.0%)**

	EDUCATION			
	ANNUAL BUDGET	EXPENDITURES	BUDGET AVAILABLE	PERCENTAGE EXPENDED
EXPENDITURES				
SALARIES	34,805,356	30,400,768	4,404,588	87%
BENEFITS	10,516,956	8,392,673	2,124,283	80%
TRAVEL	668,717	524,173	144,544	78%
SPACE COST	5,544,279	4,562,276	982,003	82%
SUPPLIES	2,449,189	2,316,882	132,307	95%
EQUIPMENT	810,970	396,624	414,346	49%
CONSULTANT/CONTRACT SERVICES	1,309,179	1,283,369	25,810	98%
OTHER COSTS	1,162,562	1,685,015	(522,453)	145%
PROGRAM COSTS	23,131,098	32,343,277	(9,212,179)	140%
INDIRECT	7,696,110	8,091,507	(395,397)	105%
TOTAL	88,094,416	89,996,563	(1,902,147)	102%

COMMUNITY ACTION PARTNERSHIP OF KERN
 BUDGET TO ACTUAL
 FOR THE PERIOD 03-01-23 TO 02-29-24 (100.0%)

	NUTRITION			
	ANNUAL BUDGET	EXPENDITURES	BUDGET AVAILABLE	PERCENTAGE EXPENDED
EXPENDITURES				
SALARIES	4,791,680	3,921,106	870,574	82%
BENEFITS	1,486,523	1,031,760	454,763	69%
TRAVEL	110,349	176,342	(65,993)	160%
SPACE COST	7,621,217	4,299,707	3,321,510	56%
SUPPLIES	125,671	420,469	(294,798)	335%
EQUIPMENT	25,000	1,273,103	(1,248,103)	5092%
CONSULTANT/CONTRACT SERVICES	648,910	569,075	79,835	88%
OTHER COSTS	409,174	629,265	(220,091)	154%
PROGRAM COSTS	3,068,971	2,964,909	104,062	97%
INDIRECT	932,114	918,060	14,054	98%
TOTAL	19,219,609	16,203,794	3,015,815	84%

COMMUNITY ACTION PARTNERSHIP OF KERN
 BUDGET TO ACTUAL
 FOR THE PERIOD 03-01-23 TO 02-29-24 (100.0%)

	ENERGY CONSERVATION			
	ANNUAL BUDGET	EXPENDITURES	BUDGET AVAILABLE	PERCENTAGE EXPENDED
EXPENDITURES				
SALARIES	2,144,738	2,404,328	(259,590)	112%
BENEFITS	563,572	603,077	(39,505)	107%
TRAVEL	45,978	54,636	(8,658)	119%
SPACE COST	209,036	223,005	(13,969)	107%
SUPPLIES	270,912	235,760	35,152	87%
EQUIPMENT	107,306	126,696	(19,390)	118%
CONSULTANT/CONTRACT SERVICES	1,855,564	1,937,160	(81,596)	104%
OTHER COSTS	1,078,691	1,062,443	16,248	98%
PROGRAM COSTS	382,704	386,493	(3,789)	101%
INDIRECT	655,120	679,565	(24,445)	104%
TOTAL	7,313,621	7,713,164	(399,543)	105%

**COMMUNITY ACTION PARTNERSHIP OF KERN
BUDGET TO ACTUAL
FOR THE PERIOD 03-01-23 TO 02-29-24 (100.0%)**

	COMMUNITY SERVICES			
	ANNUAL BUDGET	EXPENDITURES	BUDGET AVAILABLE	PERCENTAGE EXPENDED
EXPENDITURES				
SALARIES	4,219,812	3,076,468	1,143,344	73%
BENEFITS	1,226,969	783,043	443,926	64%
TRAVEL	55,702	54,099	1,603	97%
SPACE COST	953,189	1,741,374	(788,185)	183%
SUPPLIES	232,451	257,265	(24,814)	111%
EQUIPMENT	1,058,550	1,286,144	(227,594)	122%
CONSULTANT/CONTRACT SERVICES	830,833	899,575	(68,742)	108%
OTHER COSTS	380,166	587,960	(207,794)	155%
PROGRAM COSTS	825,804	377,112	448,692	46%
INDIRECT	779,220	731,456	47,764	94%
TOTAL	10,562,696	9,794,495	768,201	93%

COMMUNITY ACTION PARTNERSHIP OF KERN
 BUDGET TO ACTUAL
 FOR THE PERIOD 03-01-23 TO 02-29-24 (100.0%)

	CSBG			
	ANNUAL BUDGET	EXPENDITURES	BUDGET AVAILABLE	PERCENTAGE EXPENDED
EXPENDITURES				
SALARIES	981,358	1,174,495	(193,137)	120%
BENEFITS	230,966	287,368	(56,402)	124%
TRAVEL	40,290	30,268	10,022	75%
SPACE COST	260,590	200,766	59,824	77%
SUPPLIES	30,245	26,845	3,400	89%
EQUIPMENT	4,867	4,867	(0)	100%
CONSULTANT/CONTRACT SERVICES	27,035	20,919	6,116	77%
OTHER COSTS	44,380	57,661	(13,281)	130%
PROGRAM COSTS	3,000	1,128	1,872	38%
INDIRECT	168,596	176,584	(7,988)	105%
TOTAL	1,791,327	1,980,902	(189,575)	111%

COMMUNITY ACTION PARTNERSHIP OF KERN
 BUDGET TO ACTUAL
 FOR THE PERIOD 03-01-23 TO 02-29-24 (100.0%)

	DISCRETIONARY & FUND RAISING			
	ANNUAL BUDGET	EXPENDITURES	BUDGET AVAILABLE	PERCENTAGE EXPENDED
EXPENDITURES				
SALARIES	157,156	193,584	(36,428)	123%
BENEFITS	48,718	39,056	9,662	80%
TRAVEL	24,750	8,065	16,685	33%
SPACE COST	10,307,755	10,693,121	(385,366)	104%
SUPPLIES	8,800	15,337	(6,537)	174%
EQUIPMENT	-	-	-	0%
CONSULTANT/CONTRACT SERVICES	30,307	229,816	(199,509)	758%
OTHER COSTS	109,610	119,030	(9,420)	109%
PROGRAM COSTS	-	36,467	(36,467)	Not budgeted
INDIRECT	38,484	61,865	(23,381)	161%
TOTAL	10,725,580	11,396,340	(670,760)	106%

COMMUNITY ACTION PARTNERSHIP OF KERN
INDIRECT FUND - FY 2023/24
BUDGET TO ACTUAL - 03/01/23 TO 02/29/24 (12 OF 12 MONTHS = 100.00%)

	Budget	Actual	% Earned/ Expended	Available Balance
Revenue	\$ 10,269,644	\$ 10,659,037	103.8%	\$ (389,393)
Expenditures				
Salaries	4,684,733	4,317,590	92.2%	367,143
Benefits @ 23.6% actual	<u>1,216,557</u>	<u>1,074,168</u>	<u>88.3%</u>	<u>142,389</u>
Total Personnel Costs	5,901,290	5,391,758	91.4%	509,532
Operating Costs				
Travel	88,000	104,175	118.4%	(16,175)
Space Costs	386,450	395,680	102.4%	(9,230)
Supplies	354,950	507,707	143.0%	(152,757)
Consultant/Contract	1,049,000	1,198,742	114.3%	(149,742)
Other Operating Costs	<u>958,000</u>	<u>815,820</u>	<u>85.2%</u>	<u>142,180</u>
Total Operating Costs	2,836,400	3,022,124	106.5%	(185,724)
Total Expenditures	<u>\$ 8,737,690</u>	<u>\$ 8,413,882</u>	<u>96.3%</u>	<u>\$ 323,808</u>
Excess (Deficit) Indirect Revenue	<u>\$ 1,531,954</u>	<u>\$ 2,245,155</u>		

RECAP BY SUPPORT DIVISION	Budget	Actual	% Expended	Available Balance
HR	\$ 1,302,127	\$ 1,300,410	99.9%	\$ 1,717
Operations	2,952,565	2,819,277	95.5%	133,288
Executive	602,524	788,610	130.9%	(186,086)
Program Administration	-	532	Not budgeted	(532)
Finance	2,550,906	2,730,183	107.0%	(179,277)
Community Development	<u>1,329,568</u>	<u>774,870</u>	<u>58.3%</u>	<u>554,698</u>
	<u>\$ 8,737,690</u>	<u>\$ 8,413,882</u>	<u>96.3%</u>	<u>\$ 323,808</u>

Prepared Date: 03/28/24

Community Action Partnership of Kern

Check/Voucher Register

From 2/1/2024 Through 2/29/2024

Check Date	Check Number	Payee	Check Amount
2/2/2024	221468	PAMALA ROBERTS	353.52
2/6/2024	217444	ERIKA DELGADILLO RODRIGUEZ	(7,336.47)
2/6/2024	25264	WELLS FARGO	39,950.61
2/7/2024	221469	ARVIN COMMUNITY SERVICE DISTRICT	427.73
2/7/2024	221470	AT&T	3,699.04
2/7/2024	221471	AT&T	12,416.52
2/7/2024	221472	AT&T	4,454.35
2/7/2024	221473	AT&T	4,465.90
2/7/2024	221474	AT&T	3,699.04
2/7/2024	221475	AT&T	4,454.35
2/7/2024	221476	AT&T	3,699.04
2/7/2024	221477	AT&T	4,454.35
2/7/2024	221478	AT&T	3,699.04
2/7/2024	221479	AT&T	4,333.24
2/7/2024	221480	BARBARA CISNEROS	28.61
2/7/2024	221481	CALIFORNIA CHAMBER OF COMMERCE	1,099.00
2/7/2024	221482	CALIFORNIA WATER SERVICE COMPANY	728.26
2/7/2024	221483	CATHY DOUMA	445.70
2/7/2024	221484	CECILIA C AYALA	718.00
2/7/2024	221485	CHARTER COMMUNICATIONS	169.98
2/7/2024	221486	CHARTER COMMUNICATIONS	169.98
2/7/2024	221487	CHILD CARE RESULTS INC	6,514.75
2/7/2024	221488	CHRISTOPHER PERCIVAL	226.55
2/7/2024	221489	CITY OF BAKERSFIELD	278.00
2/7/2024	221490	CITY OF RIDGECREST	1,200.00
2/7/2024	221491	CITY OF STOCKTON	55.68
2/7/2024	221492	CLAUDIA ELENA RIVERA	26.80
2/7/2024	221493	CMA FIRE PROTECTION	485.00
2/7/2024	221494	COMCAST CORPORATION	139.78
2/7/2024	221495	COMMUNITY SERVICES AND DEVELOPMENT DEPARTMENT	1,856.60
2/7/2024	221496	COVERALL NORTH AMERICA INC	1,025.00
2/7/2024	221497	DEFENDER DETECTORS INC	4,988.16
2/7/2024	221498	DEPARTMENT OF MOTOR VEHICLES	1,542.00
2/7/2024	221499	DEPARTMENT OF MOTOR VEHICLES	402.00
2/7/2024	221500	DEPARTMENT OF MOTOR VEHICLES	10.00
2/7/2024	221501	DEPARTMENT OF MOTOR VEHICLES	555.00
2/7/2024	221502	DEPARTMENT OF MOTOR VEHICLES	672.00
2/7/2024	221503	DEPARTMENT OF MOTOR VEHICLES	426.00
2/7/2024	221504	DEPARTMENT OF MOTOR VEHICLES	426.00
2/7/2024	221505	DEPARTMENT OF MOTOR VEHICLES	196.00
2/7/2024	221506	DEPARTMENT OF MOTOR VEHICLES	196.00
2/7/2024	221507	DEPARTMENT OF MOTOR VEHICLES	399.00
2/7/2024	221508	DEPARTMENT OF MOTOR VEHICLES	418.00
2/7/2024	221509	DEPARTMENT OF MOTOR VEHICLES	556.00
2/7/2024	221510	DEPARTMENT OF MOTOR VEHICLES	392.00
2/7/2024	221511	DEPARTMENT OF MOTOR VEHICLES	391.00
2/7/2024	221512	DEPARTMENT OF MOTOR VEHICLES	444.00
2/7/2024	221513	DEPARTMENT OF MOTOR VEHICLES	370.00
2/7/2024	221514	DEPARTMENT OF MOTOR VEHICLES	813.00
2/7/2024	221515	DIRECTIONAL AD-VANTAGE HOLDING LLC	3,370.00
2/7/2024	221516	ECOLAB FOOD SAFETY SPECIALTIES	450.84
2/7/2024	221517	ELENA GARCIA	51.09

Community Action Partnership of Kern

Check/Voucher Register

From 2/1/2024 Through 2/29/2024

Check Date	Check Number	Payee	Check Amount
2/7/2024	221518	EQUITY MANAGMENT	1,000.00
2/7/2024	221519	FEDEX	294.01
2/7/2024	221520	FERGUSON ENTERPRISES INC #1350	718.35
2/7/2024	221521	FLOWERS BAKING CO OF HENDERSON LLC	154.56
2/7/2024	221522	GLYNIEL CAMPBELL	49.13
2/7/2024	221523	GOTO TECHNOLOGIES USA, INC	2,628.00
2/7/2024	221524	GRIMMWAY ENTERPRISES, INC.	7,290.00
2/7/2024	221525	GRINGTEAM INC.	13,040.45
2/7/2024	221526	HILDA CASTRO	102.65
2/7/2024	221527	HOME DEPOT COMMERCIAL CREDIT	1,535.16
2/7/2024	221528	HORIZON DISTRIBUTORS, INC.	586.07
2/7/2024	221529	JANEY FELSOCI	161.79
2/7/2024	221530	JIMMIE ALVIDREZ	41.27
2/7/2024	221531	JUANITA JACKSON	104.80
2/7/2024	221532	KARIANA SOTELO	163.15
2/7/2024	221533	KERN COMMUNITY COLLEGE DISTRICT	18,965.48
2/7/2024	221534	KERN COUNTY NETWORK FOR CHILDREN	120.00
2/7/2024	221535	KERN COUNTY SUPERINTENDENT OF SCHOOLS	17,033.20
2/7/2024	221536	KERN COUNTY SUPERINTENDENT OF SCHOOLS EDUCATIONAL SERVICES FOUNDATION	12,845.46
2/7/2024	221537	KEVIN GOUDGE	434.27
2/7/2024	221538	LAKESHORE EQUIPMENT COMPANY	6,486.32
2/7/2024	221539	LAMAR COMPANIES	15,675.00
2/7/2024	221540	LAMONT ELEMENTARY SCHOOL DISTRICT	13,521.25
2/7/2024	221541	LAMONT SANITATION INC	1,181.32
2/7/2024	221542	LAW OFFICES OF GREGORY A DOUGLAS, APC	26,250.00
2/7/2024	221543	LB FUNDING LLC	7,511.29
2/7/2024	221544	LEVEL 3 FINANCING INC	1,489.45
2/7/2024	221545	LIGIA JOHNSON	148.03
2/7/2024	221546	LINA FROST	22.27
2/7/2024	221547	LISSETTE VAZQUEZ	100.00
2/7/2024	221548	LORENA IBARRA	45.85
2/7/2024	221549	LORRAINE PALOMO	233.50
2/7/2024	221550	LORRAINE SANCHEZ ORTIZ	59.00
2/7/2024	221551	LOWES COMPANIES INC	9,472.22
2/7/2024	221552	MANAGEMENT INFORMATION TECHNOLOGY USA	87,976.00
2/7/2024	221553	MARIA ALICIA HUIZAR	44.54
2/7/2024	221554	MARIA CONTRERAS	685.13
2/7/2024	221555	MARIA DUARTE	117.90
2/7/2024	221556	MARIA LAURA GONZALEZ	99.56
2/7/2024	221557	MARIA MORENO GOMEZ	68.12
2/7/2024	221558	MARLEN TORRES	91.84
2/7/2024	221559	MAYRA CENDEJAS DURAN	164.00
2/7/2024	221560	MAYRA GARCIA	7.57
2/7/2024	221561	MCFARLAND UNIFIED SCHOOL DISTRICT	500.50
2/7/2024	221562	MCWILLIAMS & WALDEN INC	91.80
2/7/2024	221563	MELISSA DEWITT	19.65

Community Action Partnership of Kern

Check/Voucher Register

From 2/1/2024 Through 2/29/2024

Check Date	Check Number	Payee	Check Amount
2/7/2024	221564	NICOLE CALLAHAN	119.87
2/7/2024	221565	NORTH OF THE RIVER RECR & PARK DIST	4,797.00
2/7/2024	221566	OASIS AIR CONDITIONING	54,933.13
2/7/2024	221567	ODP BUSINESS SOLUTIONS LLC	4,826.15
2/7/2024	221568	OFFICE1 LEASING	3,275.52
2/7/2024	221569	OTIS ELEVATOR COMPANY	847.69
2/7/2024	221570	PACIFICA STOCKTON HOTEL LLC	5,886.87
2/7/2024	221571	PAULIN INDUSTRIES, INC.	715.61
2/7/2024	221572	PAULINO CRUZ	49.78
2/7/2024	221573	PERLA RODRIGUEZ	272.48
2/7/2024	221574	PG&E	10,286.04
2/7/2024	221575	PRODUCERS DAIRY FOODS INC	5,513.01
2/7/2024	221576	QUALITY SECURITY SYSTEMS	135.00
2/7/2024	221577	RACE TELECOMMUNICATIONS INC	242.32
2/7/2024	221578	RAYMOND HANDLING SOLUTIONS, INC	16,418.86
2/7/2024	221579	REGINA HINES	53.71
2/7/2024	221580	ROBERT BRECHFELDT	156.95
2/7/2024	221581	ROSA CALLEJAS	98.25
2/7/2024	221582	ROSA JOHNSON	99.56
2/7/2024	221583	ROSLYN CRUZ	82.53
2/7/2024	221584	Roxanne Quiroz	65.00
2/7/2024	221585	Ruben Rivera	60.30
2/7/2024	221586	SAFEWAY INC VONS DIVISION	125.80
2/7/2024	221587	SAVANNAH FLORES	98.25
2/7/2024	221588	SAVE MART SUPERMARKETS	984.55
2/7/2024	221589	SHANNON PEREZ BECHTEL HUBBARD	85.15
2/7/2024	221590	SIERRA SANDS UNIFIED SCHOOL DIST	5,130.00
2/7/2024	221591	SOCALGAS	493.68
2/7/2024	221592	SOUTHERN CALIFORNIA EDISON	202.66
2/7/2024	221593	START EARLY	4,490.00
2/7/2024	221594	SUNRISE GARDENING SERVICE, LLC	2,700.00
2/7/2024	221595	SUNRISE VILLA PARTNERS	700.00
2/7/2024	221596	T-MOBILE USA INC	2,993.83
2/7/2024	221597	TEHACHAPI UNIFIED SCHOOL DISTRICT	1,020.00
2/7/2024	221598	TOKAY PRESS INC	897.70
2/7/2024	221599	TOMASA JARA	15.72
2/7/2024	221600	TOMMIE SUE CORDOVA	86.46
2/7/2024	221601	TRAFFIC MANAGEMENT, INC.	48.71
2/7/2024	221602	VALERIE CAMACHO	94.32
2/7/2024	221603	VALLEY PROPANE SERVICE	197.34
2/7/2024	221604	VARNER & SON INC	901.57
2/7/2024	221605	VARNER BROS., INC.	52.02
2/7/2024	221606	VIANEY GARCIA HERNANDEZ	90.00
2/7/2024	221607	WASTE MANAGEMENT OF SOUTHERN CALIFORNIA	740.00
2/7/2024	221608	WELLS FARGO VENDOR FINANCIAL SERVICES, LLC	3,414.94
2/7/2024	221609	WEST KERN COMMUNITY COLLEGE DISTRICT	11,181.06
2/7/2024	221610	WY CONSULTING GROUP	14,722.65
2/7/2024	221611	PUBLIC AGENCY COALITION ENTERPRISE	680,527.82
2/7/2024	221612	ANDRES GONZALEZ	295.25

Community Action Partnership of Kern

Check/Voucher Register

From 2/1/2024 Through 2/29/2024

Check Date	Check Number	Payee	Check Amount
2/7/2024	221613	CECELIA STEWART	193.75
2/7/2024	221614	DENISE BOSHERS	197.50
2/7/2024	221615	GARY STEVES	295.25
2/7/2024	221616	MICHAEL GAGE	295.25
2/7/2024	221617	VANESSA CORTEZ MENDOZA	172.75
2/7/2024	221618	HOME DEPOT COMMERCIAL CREDIT	3,569.46
2/7/2024	221619	HOME DEPOT COMMERCIAL CREDIT	142.67
2/7/2024	221620	HOME DEPOT COMMERCIAL CREDIT	908.77
2/7/2024	221621	CALIFORNIA FRANCHISE TAX BOARD	50.00
2/7/2024	221622	ERIKA DELGADILLO RODRIGUEZ	7,336.47
2/7/2024	24056	ALLIED UNIVERSAL SECURITY SERVICES	76,823.84
2/7/2024	24057	AMAZON CAPITAL SERVICES, INC	1,088.88
2/7/2024	24058	AMAZON CAPITAL SERVICES, INC	109.35
2/7/2024	24059	AMAZON CAPITAL SERVICES, INC	74.92
2/7/2024	24060	AMAZON CAPITAL SERVICES, INC	562.67
2/7/2024	24061	AMAZON CAPITAL SERVICES, INC	493.41
2/7/2024	24062	AMAZON CAPITAL SERVICES, INC	65.31
2/7/2024	24063	AMAZON CAPITAL SERVICES, INC	46.94
2/7/2024	24064	AMAZON CAPITAL SERVICES, INC	109.90
2/7/2024	24065	AMAZON CAPITAL SERVICES, INC	103.25
2/7/2024	24066	AMAZON CAPITAL SERVICES, INC	428.89
2/7/2024	24067	AMAZON CAPITAL SERVICES, INC	47.17
2/7/2024	24068	AMAZON CAPITAL SERVICES, INC	238.04
2/7/2024	24069	AMAZON CAPITAL SERVICES, INC	2,901.27
2/7/2024	24070	AMAZON CAPITAL SERVICES, INC	32.36
2/7/2024	24071	AMAZON CAPITAL SERVICES, INC	64.92
2/7/2024	24072	AMAZON CAPITAL SERVICES, INC	37.56
2/7/2024	24073	AMERICAN BUSINESS MACHINES	168.06
2/7/2024	24074	AN ICON COMPANY, LLC	937.71
2/7/2024	24075	BRADY INDUSTRIES	401.68
2/7/2024	24076	CA ASSOCIATION OF FOOD BANKS	8,420.59
2/7/2024	24077	CANON FINANCIAL SERVICES, INC.	429.16
2/7/2024	24078	CDW GOVERNMENT LLC	4,104.50
2/7/2024	24079	CLAUDIA GARIBALDO	158.64
2/7/2024	24080	CREATIVE FINANCIAL STAFFING LLC	30,706.36
2/7/2024	24081	DELK PEST CONTROL	90.00
2/7/2024	24082	DELL TECHNOLOGIES, INC.	17,259.24
2/7/2024	24083	DESIREE JACKSON	49.78
2/7/2024	24085	DISCOUNT SCHOOL SUPPLY	10,505.27
2/7/2024	24086	ELIZABETH WILLIAMS	56.33
2/7/2024	24087	ESCUELITA HERNANDEZ LITTLE SCHOOL	14,322.26
2/7/2024	24088	ESTHER DODD	110.70
2/7/2024	24089	EVERGREEN CONSTRUCTION	550.00
2/7/2024	24090	EXACT STAFF, INC	823.10
2/7/2024	24091	EXACT STAFF, INC	1,299.17
2/7/2024	24092	EXACT STAFF, INC	1,036.26
2/7/2024	24093	FRONTIER COMMUNICATIONS HOLDINGS LLC	85.98
2/7/2024	24094	FRONTIER COMMUNICATIONS HOLDINGS LLC	87.50
2/7/2024	24095	GARCIA INDUSTRIES INC	1,350.00
2/7/2024	24096	GARCIA INDUSTRIES INC	1,125.00
2/7/2024	24097	GARCIA INDUSTRIES INC	6,770.00

Community Action Partnership of Kern

Check/Voucher Register

From 2/1/2024 Through 2/29/2024

Check Date	Check Number	Payee	Check Amount
2/7/2024	24098	GARCIA INDUSTRIES INC	15,810.00
2/7/2024	24099	GARCIA INDUSTRIES INC	5,175.00
2/7/2024	24100	GARCIA INDUSTRIES INC	15,097.00
2/7/2024	24101	GARCIA INDUSTRIES INC	14,710.00
2/7/2024	24102	GARDEN PATHWAYS INC	8,797.85
2/7/2024	24103	GARDEN PATHWAYS INC	3,116.96
2/7/2024	24104	GLORIA GONZALEZ	165.06
2/7/2024	24105	HD MAINTENANCE INC	9,326.50
2/7/2024	24106	HD Supply Facilites Maintenance LTD	76.27
2/7/2024	24107	HD Supply Facilites Maintenance LTD	90.83
2/7/2024	24108	HUFFMAN & DOWNS MAINTENANCE	819.00
2/7/2024	24109	INDEPENDENT FIRE & SAFETY	164.79
2/7/2024	24110	Jeanette Ayala Fernandez	19.65
2/7/2024	24111	Jeanette Ayala Fernandez	36.18
2/7/2024	24112	Jeanette Ayala Fernandez	54.37
2/7/2024	24113	JON DOOLEY HEATING AND COOLING	2,757.30
2/7/2024	24114	JULISSA ELIZONDO	11.79
2/7/2024	24115	KAPLAN EARLY LEARNING CO	3,193.25
2/7/2024	24116	KAPLAN EARLY LEARNING CO	1,659.60
2/7/2024	24117	KAPLAN EARLY LEARNING CO	610.29
2/7/2024	24118	KERNVILLE UNION SCHOOL DISTRICT	19,223.08
2/7/2024	24119	KNIGHT'S SITE SERVICES INC	3,737.70
2/7/2024	24120	LEO BLANCO / LEO'S MOBILE CAR WASH & DETAIL	290.00
2/7/2024	24121	LEO BLANCO / LEO'S MOBILE CAR WASH & DETAIL	40.00
2/7/2024	24122	LUZVIMINDA ADAMS	145.41
2/7/2024	24123	M AND S SECURITY SERVICES INC	68.25
2/7/2024	24124	M AND S SECURITY SERVICES INC	150.00
2/7/2024	24125	Magaly Witz	58.96
2/7/2024	24126	MARIA DIAZ CORNEJO	90.39
2/7/2024	24127	MARISELA GONZALEZ	176.85
2/7/2024	24128	MELANIE KAY HILTON	55.61
2/7/2024	24129	MELISSA DELA GARZA	62.88
2/7/2024	24130	MONICA CASTANEDA	52.40
2/7/2024	24131	NARAMA INC	2,277.63
2/7/2024	24132	NARAMA INC	8,546.06
2/7/2024	24133	NARAMA INC	3,996.59
2/7/2024	24134	NARAMA INC	1,600.37
2/7/2024	24135	NARAMA INC	400.58
2/7/2024	24136	OFFICE IMAGING, INC	25.41
2/7/2024	24137	OFFICE IMAGING, INC	70.43
2/7/2024	24138	OFFICE IMAGING, INC	49.42
2/7/2024	24139	OLGA CASTRO	49.13
2/7/2024	24140	ORVILLE ABELLO	328.97
2/7/2024	24141	PAPER CONNECTION INC	2,808.37
2/7/2024	24142	POWER MACHINERY CENTER	393.31
2/7/2024	24143	RYAN DOZIER	147.75
2/7/2024	24144	SEIU LOCAL 521	15,462.88
2/7/2024	24145	SHARON BRIGGS	52.40
2/7/2024	24146	STAPLES ADVANTAGE	116.91
2/7/2024	24147	STINSON STATIONERS	5,256.68
2/7/2024	24148	SYSCO FOOD SERVICES OF VENTURA INC	867.19

Community Action Partnership of Kern

Check/Voucher Register

From 2/1/2024 Through 2/29/2024

Check Date	Check Number	Payee	Check Amount
2/7/2024	24149	SYSCO FOOD SERVICES OF VENTURA INC	176.16
2/7/2024	24150	SYSCO FOOD SERVICES OF VENTURA INC	1,238.77
2/7/2024	24151	SYSCO FOOD SERVICES OF VENTURA INC	1,301.48
2/7/2024	24152	SYSCO FOOD SERVICES OF VENTURA INC	110.38
2/7/2024	24153	SYSCO FOOD SERVICES OF VENTURA INC	14,429.99
2/7/2024	24154	SYSCO FOOD SERVICES OF VENTURA INC	983.82
2/7/2024	24155	SYSCO FOOD SERVICES OF VENTURA INC	1,342.37
2/7/2024	24156	TEL TEC SECURITY SYSTEMS INC	519.98
2/7/2024	24157	THE MARCOM GROUP, INC.	95.00
2/7/2024	24158	TRANS-WEST SECURITY SERVICES, INC.	591.50
2/7/2024	24159	VERNON SORENSON MD INC	580.00
2/7/2024	24160	W W GRAINGER INC	172.88
2/7/2024	24161	W W GRAINGER INC	27.28
2/7/2024	24162	WESLEY UNITED METHODIST CHURCH	902.39
2/7/2024	24163	YOLANDA GONZALES	251.63
2/7/2024	24164	YOLANDA GONZALES	390.62
2/7/2024	24165	ANA ALCARAZ	242.08
2/7/2024	24166	ANDREA REYES	162.25
2/7/2024	24167	JEREMY T TOBIAS	172.75
2/7/2024	24168	SAVANNAH MALDONADO	266.50
2/7/2024	24169	WILFREDO CRUZ JR	296.25
2/7/2024	24170	AMAZON CAPITAL SERVICES, INC	1,542.86
2/7/2024	24171	OFFICE IMAGING, INC	121.60
2/7/2024	24172	OFFICE IMAGING, INC	100.08
2/7/2024	24173	OFFICE IMAGING, INC	190.15
2/7/2024	24174	OFFICE IMAGING, INC	190.00
2/7/2024	24175	OFFICE IMAGING, INC	96.25
2/7/2024	24176	OFFICE IMAGING, INC	96.25
2/7/2024	24177	OFFICE IMAGING, INC	135.63
2/7/2024	24178	OFFICE IMAGING, INC	125.00
2/7/2024	24179	OFFICE IMAGING, INC	150.63
2/7/2024	24180	OFFICE IMAGING, INC	107.58
2/7/2024	24181	OFFICE IMAGING, INC	103.48
2/7/2024	24182	OFFICE IMAGING, INC	106.88
2/7/2024	24183	SYSCO FOOD SERVICES OF VENTURA INC	433.75
2/7/2024	24184	AMAZON CAPITAL SERVICES, INC	309.12
2/7/2024	24185	AMAZON CAPITAL SERVICES, INC	32.43
2/7/2024	24186	AMAZON CAPITAL SERVICES, INC	1,537.66
2/7/2024	24187	AMAZON CAPITAL SERVICES, INC	108.90
2/7/2024	24188	AMAZON CAPITAL SERVICES, INC	349.99
2/7/2024	24189	AMAZON CAPITAL SERVICES, INC	409.94
2/7/2024	24190	AMAZON CAPITAL SERVICES, INC	187.06
2/7/2024	24191	AMAZON CAPITAL SERVICES, INC	90.63
2/7/2024	24192	AMAZON CAPITAL SERVICES, INC	14.06
2/7/2024	24193	AMAZON CAPITAL SERVICES, INC	10.91
2/7/2024	24194	AMAZON CAPITAL SERVICES, INC	1,452.82

Community Action Partnership of Kern

Check/Voucher Register

From 2/1/2024 Through 2/29/2024

Check Date	Check Number	Payee	Check Amount
2/7/2024	24195	AMAZON CAPITAL SERVICES, INC	301.95
2/8/2024	218966	BAKERSFIELD CHRISTMAS PARADE COMMITTEE	(100.00)
2/8/2024	221623	ALYSSA ARCE	1,334.05
2/9/2024	220701	VALERIE CAMACHO	(230.56)
2/9/2024	221624	RILEY TAYLOR ELLIOTT	1,419.03
2/14/2024	221625	Adam Wages	30.80
2/14/2024	221626	ADRIANA MONICA GONZALEZ	71.69
2/14/2024	221627	AMY A JIMENEZ	56.95
2/14/2024	221628	ANA MARTINEZ DE RAMIREZ	92.30
2/14/2024	221629	ANGEL TEJEDA	101.09
2/14/2024	221630	ANNETTE JOHNSON-ALLEN	107.20
2/14/2024	221631	AT&T	301.17
2/14/2024	221632	AT&T	614.55
2/14/2024	221633	BAKERSFIELD COLLEGE	237.00
2/14/2024	221634	BLUETRITON BRANDS INC	5,354.72
2/14/2024	221635	BRIGHTLY SOFTWARE INC	9,407.48
2/14/2024	221636	CALIFORNIA WATER SERVICE COMPANY	66.65
2/14/2024	221637	CARMEN STARKS	51.45
2/14/2024	221638	CATHERINE ANSPACH	23.25
2/14/2024	221639	CHARTER COMMUNICATIONS	204.00
2/14/2024	221640	CHARTER COMMUNICATIONS	204.00
2/14/2024	221641	CHARTER COMMUNICATIONS	154.00
2/14/2024	221642	CHARTER COMMUNICATIONS	194.98
2/14/2024	221643	CHARTER COMMUNICATIONS HOLDING COMPANY LLC	149.98
2/14/2024	221644	CHRISTOPHER PERCIVAL	4,243.92
2/14/2024	221645	CINTAS CORPORATION #668	626.75
2/14/2024	221646	CITY OF BAKERSFIELD	7,893.31
2/14/2024	221647	CITY OF DELANO	129.00
2/14/2024	221648	CMA FIRE PROTECTION	149.00
2/14/2024	221649	COMCAST CORPORATION	1,239.49
2/14/2024	221650	COUNTY OF KERN PUBLIC WORKS	31.51
2/14/2024	221651	CYNTHIA P. GARCIA	25.66
2/14/2024	221652	CYNTHIA RODRIGUEZ	54.94
2/14/2024	221653	EFRAIN RODRIGUEZ RAMIREZ	8.04
2/14/2024	221654	EL CONCILIO CALIFORNIA	112.50
2/14/2024	221655	ELENA GARCIA	48.91
2/14/2024	221656	ERIKA SALAZAR	201.67
2/14/2024	221657	FEDEX	115.75
2/14/2024	221658	FLOWERS BAKING CO OF HENDERSON LLC	70.84
2/14/2024	221659	FRANCIS VEGA	202.34
2/14/2024	221660	GIRLHENE SORIANO	301.70
2/14/2024	221661	GRIMMWAY ENTERPRISES, INC.	2,018.00
2/14/2024	221662	GRINGTEAM INC.	5,624.23
2/14/2024	221663	GUADALUPE A VILLASANA	55.61
2/14/2024	221664	HEIDY ESPINOZA	91.12
2/14/2024	221665	HOME DEPOT COMMERCIAL CREDIT	364.89
2/14/2024	221666	JA'NELL NICOLE GORE	58.96
2/14/2024	221667	JACINTA ZEDPEDA	192.29
2/14/2024	221668	JEREMIN EASTER	116.58
2/14/2024	221669	JESSICA HERNANDEZ	57.62
2/14/2024	221670	JULIA ROMERO	37.52

Community Action Partnership of Kern

Check/Voucher Register

From 2/1/2024 Through 2/29/2024

Check Date	Check Number	Payee	Check Amount
2/14/2024	221671	KEITH C PFEFFER	2,240.95
2/14/2024	221672	KERN COMMUNITY COLLEGE DISTRICT	16,634.52
2/14/2024	221673	KERN COUNTY SUPERINTENDENT OF SCHOOLS	10,965.76
2/14/2024	221674	KERN RIVER PROPANE INC	5,811.00
2/14/2024	221675	KIMBERLY D FREIBERG	58.29
2/14/2024	221676	LAKESHORE EQUIPMENT COMPANY	20,599.31
2/14/2024	221677	LAMONT ELEMENTARY SCHOOL DISTRICT	13,516.32
2/14/2024	221678	LANGUAGE LINE SERVICES INC	614.72
2/14/2024	221679	LARA POPKIN	53.25
2/14/2024	221680	LILLIAN URREA	63.65
2/14/2024	221681	LORENA IBARRA	69.68
2/14/2024	221682	LOWES COMPANIES INC	260.49
2/14/2024	221683	MANUEL G BARRIOS	75.00
2/14/2024	221684	MARIA ALICIA HUIZAR	23.45
2/14/2024	221685	MARIA CONTRERAS	91.70
2/14/2024	221686	MARIA MORENO GOMEZ	14.07
2/14/2024	221687	MARIA SALAZAR	4,526.94
2/14/2024	221688	MAYRA GARCIA	91.12
2/14/2024	221689	MCWILLIAMS & WALDEN INC	203.74
2/14/2024	221690	MICHAEL K BROWN LANDSCAPE INC	9,220.86
2/14/2024	221691	OFFICE1 LEASING	694.73
2/14/2024	221692	PAULIN INDUSTRIES, INC.	17,759.63
2/14/2024	221693	PG&E	16,406.47
2/14/2024	221694	PYRAMID MODEL CONSORTIUM	2,793.00
2/14/2024	221695	RAMIRO SANTIVANES	100.00
2/14/2024	221696	RANDIK PAPER CO.	4,204.54
2/14/2024	221697	RAQUEL SILVA	58.96
2/14/2024	221698	RAYJEAN STONE	33.50
2/14/2024	221699	RENEE HULBRT	198.49
2/14/2024	221700	RIGOBERTO REYES	87.10
2/14/2024	221701	RITA FREGOSO	88.44
2/14/2024	221702	ROSA JOHNSON	137.35
2/14/2024	221703	ROUTE 66 BROADBAND LLC	219.13
2/14/2024	221704	SAFEWAY INC VONS DIVISION	16.79
2/14/2024	221705	SAGASER WATKINS & WIELAND PC	1,540.00
2/14/2024	221706	SARA VAZQUEZ	25.46
2/14/2024	221707	SAVANNAH FLORES	223.78
2/14/2024	221708	SAVE MART SUPERMARKETS	287.72
2/14/2024	221709	SHAFTER CHAMBER OF COMMERCE	1,000.00
2/14/2024	221710	SIDDNEY D EDWARDS	45.56
2/14/2024	221711	SIERRA SANDS UNIFIED SCHOOL DIST	1,350.00
2/14/2024	221712	SNIDERS	12.99
2/14/2024	221713	SOCALGAS	211.15
2/14/2024	221714	SOIL ENGINEERING, INC	4,500.00
2/14/2024	221715	ST. MICHAEL'S ANGLICAN PARISH RIDGECREST CA	250.00
2/14/2024	221716	SUKHMANI SHERGILL	210.00
2/14/2024	221717	T.D. PRODUCE SALES	980.00
2/14/2024	221718	TEACHSTONE, INC	875.00
2/14/2024	221719	UNITED RENTALS INC	527.27
2/14/2024	221720	UNITED WAY OF KERN COUNTY	33,418.79
2/14/2024	221721	VALERIE CAMACHO	230.56
2/14/2024	221722	VALLEY PROPANE SERVICE	250.67

Community Action Partnership of Kern

Check/Voucher Register

From 2/1/2024 Through 2/29/2024

Check Date	Check Number	Payee	Check Amount
2/14/2024	221723	WASTE MANAGEMENT OF SOUTHERN CALIFORNIA	588.15
2/14/2024	221724	WELLS FARGO VENDOR FINANCIAL SERVICES, LLC	812.64
2/14/2024	221725	HOME DEPOT COMMERCIAL CREDIT	1,861.16
2/14/2024	221726	HOLLY CUXIN	131.75
2/14/2024	221727	VANESSA ROCHA	1,413.97
2/14/2024	24198	ADOBE INC	83.97
2/14/2024	24199	ADOBE INC	83.97
2/14/2024	24200	ADVANCED DATA STORAGE	334.40
2/14/2024	24201	ALAN RODRIGUEZ	44.89
2/14/2024	24202	ALLIED UNIVERSAL SECURITY SERVICES	1,230.41
2/14/2024	24203	AMAZON CAPITAL SERVICES, INC	506.13
2/14/2024	24204	AMAZON CAPITAL SERVICES, INC	1,635.27
2/14/2024	24205	AMAZON CAPITAL SERVICES, INC	116.82
2/14/2024	24206	AN ICON COMPANY, LLC	374.18
2/14/2024	24207	CHEVRON AND TEXACO BUSINESS CARD SERVICES	7,684.43
2/14/2024	24208	CHEVRON AND TEXACO BUSINESS CARD SERVICES	392.34
2/14/2024	24209	CREATIVE FINANCIAL STAFFING LLC	1,292.00
2/14/2024	24210	ELSA NOHEMI FLORES GONZALEZ	711.64
2/14/2024	24211	ERIC LE BARBE	155.71
2/14/2024	24212	ERIE CUSTOM COMPUTER APPLICATIONS	2,050.00
2/14/2024	24213	ESCUELITA HERNANDEZ LITTLE SCHOOL	20,334.76
2/14/2024	24214	EXACT STAFF, INC	1,861.60
2/14/2024	24215	FRONTIER COMMUNICATIONS HOLDINGS LLC	60.72
2/14/2024	24216	FRONTIER COMMUNICATIONS HOLDINGS LLC	63.53
2/14/2024	24217	GABRIELLE ALEXANDER	195.46
2/14/2024	24218	GARDEN PATHWAYS INC	7,347.67
2/14/2024	24219	GARDEN PATHWAYS INC	2,500.00
2/14/2024	24220	GLORIANA TEIXEIRA	143.38
2/14/2024	24221	HD MAINTENANCE INC	400.00
2/14/2024	24222	HEWLETT-PACKARD COMPANY	6,793.26
2/14/2024	24223	HEWLETT-PACKARD COMPANY	4,555.14
2/14/2024	24224	HEWLETT-PACKARD COMPANY	1,204.28
2/14/2024	24225	HEY SALTY, INC	200.00
2/14/2024	24226	HEY SALTY, INC	200.00
2/14/2024	24227	HEY SALTY, INC	6,250.00
2/14/2024	24228	IRIS M GONZALEZ	46.90
2/14/2024	24229	JESSICA REYES GONZALEZ	60.30
2/14/2024	24230	JULISSA ELIZONDO	100.50
2/14/2024	24231	KAPLAN EARLY LEARNING CO	274.50
2/14/2024	24232	KAPLAN EARLY LEARNING CO	1,277.15
2/14/2024	24233	KAPLAN EARLY LEARNING CO	836.97
2/14/2024	24234	KAPLAN EARLY LEARNING CO	463.43
2/14/2024	24235	KAPLAN EARLY LEARNING CO	253.83
2/14/2024	24236	KAPLAN EARLY LEARNING CO	1,649.19
2/14/2024	24237	KERNVILLE UNION SCHOOL DISTRICT	19,503.41

Community Action Partnership of Kern

Check/Voucher Register

From 2/1/2024 Through 2/29/2024

Check Date	Check Number	Payee	Check Amount
2/14/2024	24238	KLEIN DE NATALE GOLDNER COOPER ROSENLIEB & KIMBALL	2,139.75
2/14/2024	24239	KLEIN DE NATALE GOLDNER COOPER ROSENLIEB & KIMBALL	9,826.87
2/14/2024	24240	KLEIN DE NATALE GOLDNER COOPER ROSENLIEB & KIMBALL	342.00
2/14/2024	24241	LUCERO GONZALEZ	186.26
2/14/2024	24242	MAGDALENA VILLA	51.59
2/14/2024	24243	MARIA DEL CARMEN VILLANUEVA	42.21
2/14/2024	24244	MARIA MORALES ZARATE	2.62
2/14/2024	24245	MARIA MORALES ZARATE	2.68
2/14/2024	24246	MARIANA RIOS	24.12
2/14/2024	24247	MARISELA GONZALEZ	178.22
2/14/2024	24248	MISSION LINEN SUPPLY	1,756.11
2/14/2024	24249	MOLLY & BRUCE BUSACCA INC	57.00
2/14/2024	24250	MONICA ZAMUDIO	69.68
2/14/2024	24251	NARAMA INC	3,614.20
2/14/2024	24252	NARAMA INC	829.95
2/14/2024	24253	OFFICE IMAGING, INC	96.25
2/14/2024	24254	PALOMA SANDOVAL	43.55
2/14/2024	24255	PAPER CONNECTION INC	259.98
2/14/2024	24256	PIUSER STONE AND TILE, INC.	56,000.00
2/14/2024	24257	PLC SYSTEM SERVICES	4,893.78
2/14/2024	24258	POWER MACHINERY CENTER	188.32
2/14/2024	24259	ROSA RABAGO	217.08
2/14/2024	24260	SANDATA TECHNOLOGIES LLC	152.21
2/14/2024	24261	STINSON STATIONERS	5,261.03
2/14/2024	24262	STOCKTON COMMUNITY KITCHEN	3,835.20
2/14/2024	24263	STOCKTON COMMUNITY KITCHEN	3,835.20
2/14/2024	24264	STOCKTON COMMUNITY KITCHEN	3,835.20
2/14/2024	24265	STOCKTON COMMUNITY KITCHEN	3,835.20
2/14/2024	24266	STOCKTON COMMUNITY KITCHEN	2,556.80
2/14/2024	24267	STOCKTON COMMUNITY KITCHEN	2,556.80
2/14/2024	24268	SYSCO FOOD SERVICES OF VENTURA INC	1,154.69
2/14/2024	24269	SYSCO FOOD SERVICES OF VENTURA INC	1,347.63
2/14/2024	24270	SYSCO FOOD SERVICES OF VENTURA INC	1,268.87
2/14/2024	24271	SYSCO FOOD SERVICES OF VENTURA INC	10,725.27
2/14/2024	24272	SYSCO FOOD SERVICES OF VENTURA INC	521.48
2/14/2024	24273	SYSCO FOOD SERVICES OF VENTURA INC	1,884.74
2/14/2024	24274	THE MARCOM GROUP, INC.	95.00
2/14/2024	24275	TRANS-WEST SECURITY SERVICES, INC.	1,676.20
2/14/2024	24276	TRANS-WEST SECURITY SERVICES, INC.	120.00
2/14/2024	24277	TRANS-WEST SECURITY SERVICES, INC.	1,949.28
2/14/2024	24278	TRANS-WEST SECURITY SERVICES, INC.	1,918.58
2/14/2024	24279	VERNON SORENSON MD INC	25.00

Community Action Partnership of Kern

Check/Voucher Register

From 2/1/2024 Through 2/29/2024

Check Date	Check Number	Payee	Check Amount
2/14/2024	24280	W W GRAINGER INC	90.69
2/14/2024	24281	STINSON STATIONERS	283.23
2/14/2024	24282	ANNELISA PEREZ	193.50
2/14/2024	24283	NICOLE NINO	131.75
2/14/2024	24284	SAFIYA PRICE	131.75
2/14/2024	24285	THE HARTFORD PRIORITY ACCOUNTS	4,881.79
2/14/2024	24286	THE HARTFORD PRIORITY ACCOUNTS	985.60
2/14/2024	24287	THE HARTFORD PRIORITY ACCOUNTS	5,755.80
2/14/2024	24288	THE HARTFORD PRIORITY ACCOUNTS	2,545.79
2/15/2024	221728	ANN JACKSON	2,081.19
2/15/2024	221729	ANN JACKSON	1,136.89
2/21/2024	221730	ADILENE NAVA	47.57
2/21/2024	221731	ADRIANA LOPEZ	115.91
2/21/2024	221732	AIDE AVELAR	163.48
2/21/2024	221733	ALEJANDRA SALVADOR	18.76
2/21/2024	221734	ALEXIS ZEPEDA	47.57
2/21/2024	221735	ALLIANCE OF INFORMATION AND REFERRAL SYSTEMS	585.00
2/21/2024	221736	ALPHA TECHNOLOGIES & ALARM SYSTEMS, INC.	377.94
2/21/2024	221737	ALPHA WHOLESALE PRODUCE INC	4,387.85
2/21/2024	221738	AMBER PUMPHREY	31.49
2/21/2024	221739	ANA MARTINEZ	26.13
2/21/2024	221740	ANDRALETTE I WILSON	56.95
2/21/2024	221741	Andrea Chavez	158.12
2/21/2024	221742	ARAMARK UNIFORM SERVICES	204.45
2/21/2024	221743	ARCADIS, A CALIFORNIA PARTNERSHIP	9,527.21
2/21/2024	221744	AT&T	85.38
2/21/2024	221745	AT&T	42.22
2/21/2024	221746	AVERY COX	27.47
2/21/2024	221747	BLUETRITON BRANDS INC	798.17
2/21/2024	221748	BONANDER AUTO TRUCK & TRALIER INC.	285.73
2/21/2024	221749	BRONCO ELECTRIC INC	530.81
2/21/2024	221750	CALIFORNIA HEAD START ASSOCIATION	928.00
2/21/2024	221751	CALIFORNIA STATE UNIVERSITY BAKERSFIELD	2,500.00
2/21/2024	221752	CALIFORNIA WATER SERVICE COMPANY	1,859.07
2/21/2024	221753	CALIFORNIA WATER SERVICE COMPANY	234.80
2/21/2024	221754	CALIFORNIA WATER SERVICE COMPANY	418.81
2/21/2024	221755	CCI OFFICE TECHNOLOGIES	205.00
2/21/2024	221756	CHARITYLOGIC CORPORATION	14,734.48
2/21/2024	221757	CHARLIE'S DAY & NITE, INC.	14.17
2/21/2024	221758	CHARTER COMMUNICATIONS	339.97
2/21/2024	221759	CHARTER COMMUNICATIONS	246.00
2/21/2024	221760	CHARTER COMMUNICATIONS	204.00
2/21/2024	221761	CHARTER COMMUNICATIONS	204.00
2/21/2024	221762	CHARTER COMMUNICATIONS	224.00
2/21/2024	221763	CHARTER COMMUNICATIONS	204.00
2/21/2024	221764	CHARTER COMMUNICATIONS	1,399.00
2/21/2024	221765	CHARTER COMMUNICATIONS	194.98

Community Action Partnership of Kern

Check/Voucher Register

From 2/1/2024 Through 2/29/2024

Check Date	Check Number	Payee	Check Amount
2/21/2024	221766	CHARTER COMMUNICATIONS	261.82
2/21/2024	221767	CHARTER COMMUNICATIONS	194.98
2/21/2024	221768	CHARTER COMMUNICATIONS HOLDING COMPANY LLC	149.98
2/21/2024	221769	CHARTER COMMUNICATIONS HOLDING COMPANY LLC	149.98
2/21/2024	221770	CHARTER COMMUNICATIONS HOLDING COMPANY LLC	224.96
2/21/2024	221771	CHARTER COMMUNICATIONS HOLDING COMPANY LLC	149.98
2/21/2024	221772	CHRISTOPHER PERCIVAL	3,359.94
2/21/2024	221773	CINDY RUIZ	45.56
2/21/2024	221774	CINTAS CORPORATION #668	2,200.25
2/21/2024	221775	CINTYA OSORIO	92.75
2/21/2024	221776	CITLALY MARQUEZ	54.27
2/21/2024	221777	CITY OF BAKERSFIELD	705.02
2/21/2024	221778	CITY OF SHAFTER	542.39
2/21/2024	221779	CITY OF STOCKTON	20.14
2/21/2024	221780	COMMUNITY ACTION PARTNERSHIP	660.00
2/21/2024	221781	COUNTY OF KERN PUBLIC WORKS	94.54
2/21/2024	221782	CUSHMAN & WAKEFIELD U.S. INC.	50,000.00
2/21/2024	221783	CUSTOM L & A CONSTRUCTION INC	4,440.00
2/21/2024	221784	CYNTHIA MAGDALENO	24.12
2/21/2024	221785	DEPARTMENT OF JUSTICE	1,234.00
2/21/2024	221786	EAST NILES COMMUNITY SERVICES DIST	697.70
2/21/2024	221787	EDNA QUINONEZ	91.79
2/21/2024	221788	EFRAIN DELGADO	25,855.00
2/21/2024	221789	ELIZABETH ARZEO SAABEDRA	41.54
2/21/2024	221790	ELIZABETH CISNEROS	38.86
2/21/2024	221791	ELIZABETH MARTINEZ MEDINA	198.99
2/21/2024	221792	ENEDINA MARTINEZ	15.07
2/21/2024	221793	ESTHER A REYES-GARZA	127.97
2/21/2024	221794	F.W. WASSERMAN AND ASSOCIATES	164.85
2/21/2024	221795	G.OCHOA INC.	3,200.00
2/21/2024	221796	GUSTAVO CEJA ALVAREZ	41.67
2/21/2024	221797	HANNIA I ACEVEDO	31.49
2/21/2024	221798	HOME DEPOT COMMERCIAL CREDIT	172.07
2/21/2024	221799	HOWARD'S GARBAGE SERVICE	231.68
2/21/2024	221800	JAZMIN LEON	137.35
2/21/2024	221801	JIMMIE ALVIDREZ	60.30
2/21/2024	221802	JOSEPH AGUILAR	125.96
2/21/2024	221803	JUDY DELYNN ARTELLAN	16.08
2/21/2024	221804	KATHYA CORRALES VARGAS	47.57
2/21/2024	221805	KERN COUNTY SUPERINTENDENT OF SCHOOLS	618.00
2/21/2024	221806	LAMONT PUBLIC UTILITY DISTRICT	688.70
2/21/2024	221807	LAURA L MUNOZ	26.13
2/21/2024	221808	LETISHA BROOKS	196.98
2/21/2024	221809	LETISIA S LOPEZ	257.59
2/21/2024	221810	LIGIA JOHNSON	163.48
2/21/2024	221811	Liliana Altamirano	1,980.00
2/21/2024	221812	LILLIAN URREA	127.75
2/21/2024	221813	LORENA IBARRA	59.00
2/21/2024	221814	LORENA PALOMO	18.76

Community Action Partnership of Kern

Check/Voucher Register

From 2/1/2024 Through 2/29/2024

Check Date	Check Number	Payee	Check Amount
2/21/2024	221815	LOWES COMPANIES INC	929.96
2/21/2024	221816	MARIA DUARTE	214.40
2/21/2024	221817	MARIA MARTINEZ	79.00
2/21/2024	221818	MARISELA GONZALEZ	38.19
2/21/2024	221819	MARITZA LARA MARTINEZ	57.62
2/21/2024	221820	MARTHA ORDUNA	83.75
2/21/2024	221821	MARY A BEAR	102.65
2/21/2024	221822	MCWILLIAMS & WALDEN INC	13,677.32
2/21/2024	221823	MICHELLE OLIVEROS	190.28
2/21/2024	221824	MONICA LOPEZ	137.29
2/21/2024	221825	NAGELY PORTESGIL	21.44
2/21/2024	221826	NAOMI CARRILLO	28.14
2/21/2024	221827	NEEDLES PUBLIC UTILITY AUTHORITY	87.91
2/21/2024	221828	NICOLE CALLAHAN	73.03
2/21/2024	221829	OFFICE1 LEASING	590.26
2/21/2024	221830	OSCAR W MARTINEZ	21.62
2/21/2024	221831	PAULIN INDUSTRIES, INC.	155.75
2/21/2024	221832	PAULINO CRUZ	73.70
2/21/2024	221833	PG&E	11,448.82
2/21/2024	221834	PRICE DISPOSAL	738.71
2/21/2024	221835	PRODUCERS DAIRY FOODS INC	3,482.06
2/21/2024	221836	PROTECTION 1/ADT	113.56
2/21/2024	221837	QUADIENT LEASING USA, INC	1,735.09
2/21/2024	221838	RAMIRO LOPEZ	51.59
2/21/2024	221839	RAMIRO SANTIVANES	2,050.00
2/21/2024	221840	RANDIK PAPER CO.	1,190.38
2/21/2024	221841	REBECCA ROCHA	145.39
2/21/2024	221842	RHETA NEGRETE NEAL	26.80
2/21/2024	221843	ROSA CALLEJAS	128.64
2/21/2024	221844	ROSLYN CRUZ	160.13
2/21/2024	221845	SAFEWAY INC VONS DIVISION	23.68
2/21/2024	221846	SANDRA MEJIA MARTINEZ	239.19
2/21/2024	221847	SAVE MART SUPERMARKETS	752.58
2/21/2024	221848	SEQUOIA PAINT ENTERPRISE	86.86
2/21/2024	221849	SHERI PHILLIPS	45.56
2/21/2024	221850	SHEVADA DOVE-WILLIAMS	135.34
2/21/2024	221851	SHIRLEY PARK	286.76
2/21/2024	221852	SOCALGAS	633.54
2/21/2024	221853	SOUTHERN CALIFORNIA EDISON	537.74
2/21/2024	221854	START EARLY	8,372.00
2/21/2024	221855	SUPERIOR SANITATION SERVICE INC	723.40
2/21/2024	221856	TEACHSTONE TRAINING LLC	875.00
2/21/2024	221857	TEHACHAPI UNIFIED SCHOOL DISTRICT	1,326.00
2/21/2024	221858	TINA NUNEZ	85.09
2/21/2024	221859	TOMASA JARA	103.18
2/21/2024	221860	TOMMIE SUE CORDOVA	176.88
2/21/2024	221861	TRAFFIC MANAGEMENT, INC.	48.71
2/21/2024	221862	TRINO LOPEZ	211.05
2/21/2024	221863	TUFF SHED INC	20,439.04
2/21/2024	221864	UNWIRED BROADBAND, INC.	639.94
2/21/2024	221865	VALERIA VALDEZ LOPEZ	23.45
2/21/2024	221866	VALERIE CAMACHO	104.52
2/21/2024	221867	VALLEY PROPANE SERVICE	606.12
2/21/2024	221868	VANESSA MOLINA	183.08

Community Action Partnership of Kern

Check/Voucher Register

From 2/1/2024 Through 2/29/2024

Check Date	Check Number	Payee	Check Amount
2/21/2024	221869	WELLS FARGO VENDOR FINANCIAL SERVICES, LLC	695.67
2/21/2024	221870	WIPFLI LLP	81,978.86
2/21/2024	221871	ZREP LLC	204.47
2/21/2024	221872	ASHLEY TRENT	141.75
2/21/2024	221873	BRISEYDA HERNANDEZ	173.00
2/21/2024	221874	CHASE RANGEL	173.00
2/21/2024	221875	ELENA GARCIA	116.25
2/21/2024	221876	FATIMA ECHEVERRIA	116.25
2/21/2024	221877	JENNIFER WILSON	116.25
2/21/2024	221878	LETISIA S LOPEZ	173.00
2/21/2024	221879	LORI WORLEY	257.00
2/21/2024	221880	RUBY REYES CRUZ	116.25
2/21/2024	221881	SAVANNAH FLORES	173.00
2/21/2024	221882	AMERITAS LIFE INSURANCE CORP.	29,091.98
2/21/2024	221883	AMERITAS LIFE INSURANCE CORP.	4,083.31
2/21/2024	221884	LOWES COMPANIES INC	904.20
2/21/2024	221885	MCWILLIAMS & WALDEN INC	2,054.23
2/21/2024	221886	LOWES COMPANIES INC	639.66
2/21/2024	221887	ADRIANA BAUTISTA DE CRUZ	1,150.96
2/21/2024	221888	ALEJANDRA ORTEGA BARON	1,548.10
2/21/2024	221889	ALICIA GARCIA DE LEYVA	4,416.61
2/21/2024	221890	ALL ABOARD PRESCHOOL	5,544.68
2/21/2024	221891	ANA BERTHA BALLESTEROS JAIME	2,875.03
2/21/2024	221892	ANA MARIA ACOSTA DE ARIZAGA	1,882.37
2/21/2024	221893	ANA YASMIN LUCIO	622.38
2/21/2024	221894	ANTONIO PERALTA DUQUE	645.70
2/21/2024	221895	BERTHA ALICIA CARAVES	224.91
2/21/2024	221896	CLAUDIA ZAVALA CISNEROS	2,443.94
2/21/2024	221897	DEYSI ISELA ESQUIVEL	11,777.21
2/21/2024	221898	ELSA YANETH QUEVEDO ORTIZ	9,668.45
2/21/2024	221899	ERICKA DELGADILLO RODRIGUEZ	2,645.92
2/21/2024	221900	ERLINDA MARTHA MADUENO	2,738.38
2/21/2024	221901	ESTHER MELENDREZ	1,814.78
2/21/2024	221902	FLOR JAZMIN ZACARIAS	3,505.55
2/21/2024	221903	IRMA JIMENEZ CASTANEDA	3,745.86
2/21/2024	221904	MA BELEN RODRIGUEZ BRAVO	1,773.34
2/21/2024	221905	MA DEL CARMEN FLORES VALLECILLO	221.79
2/21/2024	221906	MANUELA P MEDINA	7,377.80
2/21/2024	221907	MARCELA CHAVEZ OSEGUERA	1,711.23
2/21/2024	221908	MARCELA G NUNEZ DE GUTIERREZ	12,227.61
2/21/2024	221909	MARIA ARACELI CRUZ	1,119.61
2/21/2024	221910	MARIA CRUZ MACIAS	1,197.86
2/21/2024	221911	MARIA ESTHER GONZALEZ AVALOS	3,017.60
2/21/2024	221912	MARIA EUGENIA GARCIA DE VEGA	3,788.94
2/21/2024	221913	MARIA PICOS DE GARCIA	3,083.77
2/21/2024	221914	MARIA SALAZAR	9,126.54
2/21/2024	221915	MARIA V SOSA	670.60
2/21/2024	221916	MAYRA PONCE GARIBAY	2,758.16
2/21/2024	221917	NATALIA CAMACHO DE AYALA	595.98
2/21/2024	221918	NORMA M ZARAZUA	5,798.53
2/21/2024	221919	OLGA LIDIA ALVAREZ	1,160.76
2/21/2024	221920	ORELLANA RODIGUEZ TOMASA MARISOL	1,044.34
2/21/2024	221921	REYNALDA C MALDONADO	1,784.74

Community Action Partnership of Kern

Check/Voucher Register

From 2/1/2024 Through 2/29/2024

Check Date	Check Number	Payee	Check Amount
2/21/2024	221922	RUTH CARINA PAREDES	7,674.63
2/21/2024	221923	TERESA CERVANTES	622.38
2/21/2024	221924	VERONICA HERNANDEZ	982.75
2/21/2024	221925	ANA HERMELINDA SANTOS PACHECO	9,627.73
2/21/2024	221926	CARMEN SANTOS PACHECO	5,662.52
2/21/2024	221927	ANDRADE ESTELA Y JOSE FAMILY CHILD CARE	2,701.10
2/21/2024	221928	BERTHA NERTO	6,218.57
2/21/2024	221929	BRENDA SUJEY MARTINEZ	2,738.27
2/21/2024	221930	CRISTINA SOTO DE MARTINEZ	2,738.27
2/21/2024	221931	ESMERALDA YOSELI SALCIDO CURIEL	1,699.50
2/21/2024	221932	GLORIA LEMUS DE LEMUS	1,693.86
2/21/2024	221933	GUADALUPE ELIZABETH PENUELAS	3,628.05
2/21/2024	221934	MARIA ELENA CORONA DE IBARRA	3,633.56
2/21/2024	221935	SOCORRO LARA DE GOVEA	2,892.13
2/21/2024	221936	VERONICA L ESCOBAR	1,400.00
2/21/2024	221937	VERONICA L ESCOBAR	8,169.33
2/21/2024	221938	CAROLINA HERNANDEZ DE SOLORIO	1,801.26
2/21/2024	221939	MARIA B CRUZ DE PULIDO	9,415.77
2/21/2024	221940	ROCIO JOSEFINA HERNANDEZ	12,751.80
2/21/2024	221941	JUANA H PIMENTEL	6,929.82
2/21/2024	221942	DOLORES VERDUZCO GALINDO	5,672.90
2/21/2024	221943	ELOISA MONTES DE ROMERO	2,040.00
2/21/2024	221944	MARIA M ANGULO	4,702.80
2/21/2024	221945	MAYRA ALEJANDRA RIOS	2,003.36
2/21/2024	221946	ANA YASMIN LUCIO	622.38
2/21/2024	221947	NATALIA CAMACHO DE AYALA	889.11
2/21/2024	221948	ROSELIA MADERA CALDERA	925.52
2/21/2024	221949	MARIA DUARTE	198.50
2/21/2024	24289	ADP, LLC.	35,871.82
2/21/2024	24290	ALEYA THOMPSON	69.68
2/21/2024	24291	AN ICON COMPANY, LLC	402.57
2/21/2024	24292	ANA ALCARAZ	564.81
2/21/2024	24293	ANA VIGIL	60.00
2/21/2024	24294	ANDREA LOPEZ	167.50
2/21/2024	24295	ANDREA MARQUEZ	109.88
2/21/2024	24296	ANGELICA PALMA	87.77
2/21/2024	24297	ANNELISA PEREZ	59.63
2/21/2024	24298	AYLEEN QUIROZ	130.65
2/21/2024	24299	BELVINDER BIRING	14.74
2/21/2024	24301	BRADY INDUSTRIES	13,534.91
2/21/2024	24302	CANON FINANCIAL SERVICES, INC.	516.25
2/21/2024	24303	CARITINA PEREZ	125.96
2/21/2024	24304	CARLEEN BENCOMA	156.78
2/21/2024	24305	CAZADOR CONSULTING GROUP INC	3,693.29
2/21/2024	24306	CDW GOVERNMENT LLC	3,388.47
2/21/2024	24307	CONNIE RAMIREZ	248.57
2/21/2024	24308	COPORATE TRADITIONS LLC	199.60
2/21/2024	24309	COPORATE TRADITIONS LLC	8,997.00
2/21/2024	24310	DELK PEST CONTROL	810.00
2/21/2024	24311	DELORES PATRICIO	91.12
2/21/2024	24312	DENA WALKER	127.97
2/21/2024	24313	DENISE COOPER	14.07
2/21/2024	24314	DISCOUNT SCHOOL SUPPLY	9,286.76
2/21/2024	24315	ELSA NAVARRETE	363.14

Community Action Partnership of Kern

Check/Voucher Register

From 2/1/2024 Through 2/29/2024

Check Date	Check Number	Payee	Check Amount
2/21/2024	24316	ELSA NAVARRETE	83.98
2/21/2024	24317	ERNESTO LEON	113.23
2/21/2024	24318	ESTHER DODD	86.43
2/21/2024	24319	EXACT STAFF, INC	1,489.28
2/21/2024	24320	FROG STREET PRESS INC.	159.29
2/21/2024	24321	FRONTIER COMMUNICATIONS HOLDINGS LLC	174.49
2/21/2024	24322	FRONTIER COMMUNICATIONS HOLDINGS LLC	73.89
2/21/2024	24323	GABRIELA PADILLA	151.42
2/21/2024	24324	GIOVANNI ARAGON	108.54
2/21/2024	24325	GLORIA GONZALEZ	266.66
2/21/2024	24326	GRACE COMMUNITY CHURCH	1,316.11
2/21/2024	24327	GREGORIA BENAVIDES	24.12
2/21/2024	24328	INDEPENDENT FIRE & SAFETY	939.02
2/21/2024	24329	INDOFF INCORPORATED	1,130.34
2/21/2024	24330	INDOFF INCORPORATED	43,213.27
2/21/2024	24331	JAYSHREE MADEKA	16.08
2/21/2024	24332	JOSE CABALLERO	55.61
2/21/2024	24333	KLEIN DE NATALE GOLDNER COOPER ROSENLIEB & KIMBALL	5,250.00
2/21/2024	24334	KLEIN DE NATALE GOLDNER COOPER ROSENLIEB & KIMBALL	14,481.75
2/21/2024	24335	LAURA SERNA	109.21
2/21/2024	24336	LEO BLANCO / LEO'S MOBILE CAR WASH & DETAIL	465.00
2/21/2024	24337	LEO BLANCO / LEO'S MOBILE CAR WASH & DETAIL	330.00
2/21/2024	24338	LIZETTE BRAVO	96.48
2/21/2024	24339	LOANA PATRICIA LUGO	142.04
2/21/2024	24340	LOUIS GILL	24.12
2/21/2024	24341	LUZVIMINDA ADAMS	139.36
2/21/2024	24342	MAEGAN ROUSE	139.36
2/21/2024	24343	MARIA DIAZ CORNEJO	99.16
2/21/2024	24344	MARIA FELIX LIEVANOS	36.18
2/21/2024	24345	MARIA FLORES TORRES	136.68
2/21/2024	24346	MARIA PINANO	8.04
2/21/2024	24347	MARY ANN MOONEY	55.61
2/21/2024	24348	MELISSA DELA GARZA	91.12
2/21/2024	24349	MISSION LINEN SUPPLY	1,565.80
2/21/2024	24350	MONICA CASTANEDA	80.40
2/21/2024	24351	NELLY MENDOZA	127.75
2/21/2024	24352	NICOLE NINO	44.89
2/21/2024	24353	OFFICE IMAGING, INC	96.25
2/21/2024	24354	OFFICE IMAGING, INC	329.71
2/21/2024	24355	OFFICE IMAGING, INC	20.50
2/21/2024	24356	OLGA CASTRO	44.89
2/21/2024	24357	PATRICIA ROBLES WESLEY	206.36
2/21/2024	24358	PENSIONMARK FINACIAL GROUP, LLC	3,125.00
2/21/2024	24359	PLC SYSTEM SERVICES	9,253.24
2/21/2024	24360	QUE'MESHA BANNER	28.81
2/21/2024	24361	RACHEL LECKKIRK	55.61
2/21/2024	24362	RASHI STROTHER	127.75
2/21/2024	24363	RHINA PEREZ	119.26
2/21/2024	24364	ROONECIA MORADO	22.11

Community Action Partnership of Kern

Check/Voucher Register

From 2/1/2024 Through 2/29/2024

Check Date	Check Number	Payee	Check Amount
2/21/2024	24365	SAFIYA PRICE	27.47
2/21/2024	24366	SHARON BRIGGS	73.70
2/21/2024	24367	SHAWNA R MARKS	52.26
2/21/2024	24368	SMART & FINAL	90.64
2/21/2024	24369	STAPLES ADVANTAGE	14.00
2/21/2024	24370	STAPLES ADVANTAGE	19.13
2/21/2024	24371	STAPLES ADVANTAGE	81.06
2/21/2024	24372	STAPLES ADVANTAGE	151.54
2/21/2024	24373	STEPHEN WILLIFORD	360.00
2/21/2024	24374	STEPHEN WILLIFORD	129.00
2/21/2024	24375	STEPHEN WILLIFORD	235.00
2/21/2024	24376	STEPHEN WILLIFORD	395.00
2/21/2024	24377	STEPHEN WILLIFORD	165.00
2/21/2024	24378	STEPHEN WILLIFORD	225.00
2/21/2024	24379	STEPHEN WILLIFORD	260.00
2/21/2024	24380	STEPHEN WILLIFORD	425.00
2/21/2024	24381	STEPHEN WILLIFORD	1,765.00
2/21/2024	24383	STINSON STATIONERS	9,334.15
2/21/2024	24384	SULEMA GARCIA	94.47
2/21/2024	24385	SUSIE E MARTINEZ	54.27
2/21/2024	24386	SYLVIA ORTEGA	431.48
2/21/2024	24387	SYSCO FOOD SERVICES OF VENTURA INC	72.64
2/21/2024	24388	SYSCO FOOD SERVICES OF VENTURA INC	9,100.43
2/21/2024	24389	SYSCO FOOD SERVICES OF VENTURA INC	1,972.85
2/21/2024	24390	TEL TEC SECURITY SYSTEMS INC	1,975.59
2/21/2024	24391	TEL TEC SECURITY SYSTEMS INC	6,356.66
2/21/2024	24392	THE MARCOM GROUP, INC.	95.00
2/21/2024	24393	TINA MOUA	33.50
2/21/2024	24394	TRANS-WEST SECURITY SERVICES, INC.	3,240.00
2/21/2024	24395	VALLEY GARBAGE SERVICE	365.66
2/21/2024	24396	VERLINDA DENWITTY	92.46
2/21/2024	24397	VERNON SORENSON MD INC	1,334.00
2/21/2024	24398	YOLANDA LOPEZ	92.46
2/21/2024	24399	YOUNG INNOVATIONS	1,394.52
2/21/2024	24400	ELSA NAVARRETE	185.75
2/21/2024	24401	ESTHER DODD	173.00
2/21/2024	24402	GLORIA BARBERO	198.50
2/21/2024	24403	LISA GONZALES	116.25
2/21/2024	24404	PATRICIA MEXICANO	198.50
2/21/2024	24405	SYLVIA ORTEGA	185.75
2/21/2024	24406	YOLANDA GONZALES	185.75
2/21/2024	24407	ADELA A RAMIREZ	2,301.92
2/21/2024	24408	ADELA JAIMES	10,278.65
2/21/2024	24409	ADRIANA AGUIRRE GAONA	4,612.31
2/21/2024	24410	ADRIANA GOMEZ	7,319.18
2/21/2024	24411	ADRIANA SERNAS	822.12
2/21/2024	24412	ALEXIS SAVEDRA	3,782.42
2/21/2024	24413	ALICIA SANCHEZ	3,109.82
2/21/2024	24414	ANA MARTINEZ	1,489.13
2/21/2024	24415	ANA PATRICIA CAMARGO	6,185.66
2/21/2024	24416	ANDREA PIMENTEL DE DOMINGUEZ	10,403.29

Community Action Partnership of Kern

Check/Voucher Register

From 2/1/2024 Through 2/29/2024

Check Date	Check Number	Payee	Check Amount
2/21/2024	24417	ANGELA PELAYO	1,501.20
2/21/2024	24418	ANGELICA M MARES	5,009.08
2/21/2024	24419	ANTONIA PANIAGUA ROSALES	12,060.52
2/21/2024	24420	ARACELI JIMENEZ AVILA	2,797.53
2/21/2024	24421	ARACELI MORALES DE MARTINEZ	4,833.67
2/21/2024	24422	ARACELY CRUZ DE MONTERROSA	13,614.20
2/21/2024	24423	AYDE JAIME	11,962.02
2/21/2024	24424	BEATRIZ GONZALEZ DUENAS	1,360.03
2/21/2024	24425	BERTHA GOMEZ NUNEZ	12,378.59
2/21/2024	24426	BLANCA EVELIA RUIZ DE SOLORIO	12,035.68
2/21/2024	24427	CAROLINA GIL	5,960.78
2/21/2024	24428	CLARA ACOSTA FERREL	1,821.56
2/21/2024	24429	CLAUDIA GARCIA	3,593.58
2/21/2024	24430	CONSUELO PUGA	7,419.40
2/21/2024	24431	DAISY ALMIDA GONZALEZ	7,347.14
2/21/2024	24432	DANIELA GUADALUPE ESPINOZA	5,805.49
2/21/2024	24433	DAVID PANTOJA	7,223.19
2/21/2024	24434	DELIA CHAVEZ	622.38
2/21/2024	24435	DOLORES M PLATERO	7,409.91
2/21/2024	24436	Dora Luz Rivera	8,769.65
2/21/2024	24437	DULCE IRASEMA MUNOZ LOPEZ	2,201.18
2/21/2024	24438	EDELMIRA L VIVEROS	5,627.39
2/21/2024	24439	ELENA OCHOA CONTRERAS	1,197.86
2/21/2024	24440	ELIDA CRUZ	1,400.09
2/21/2024	24441	ELIM RODRIGUEZ	3,440.47
2/21/2024	24442	ELIZABETH CHAVEZ	2,043.00
2/21/2024	24443	ELIZABETH DIAZ	5,645.67
2/21/2024	24444	ELOISA QUINTINO DE MARTINEZ	622.38
2/21/2024	24445	ELVIA O CASTELLANOS	2,600.34
2/21/2024	24446	ESPERANZA B TOBAR	2,169.47
2/21/2024	24447	EVANY MURILLO	2,850.74
2/21/2024	24448	FABIOLA GARCIA AVILES	1,197.86
2/21/2024	24449	FELISITA GOMEZ DE GOMEZ	3,371.65
2/21/2024	24450	GABRIELA ARREGUIN	6,818.06
2/21/2024	24451	GEORGINA CONCEPCION WARREN COSTALES	5,485.98
2/21/2024	24452	GLADYS ITZEL GALVAN	1,868.46
2/21/2024	24453	GREGORIA GALLEGOS	8,911.28
2/21/2024	24454	GUADALUPE CECILIA JAIME	874.13
2/21/2024	24455	GUILLERMINA HERNANDEZ GOMEZ	3,527.34
2/21/2024	24456	HILDA ARACELI ARAMBULA MORENO	768.37
2/21/2024	24457	IMELDA MARIN DE JUAREZ	11,171.73
2/21/2024	24458	INES MARISCAL MACIAS	622.38
2/21/2024	24459	IRENE R SIXTOS	10,260.92
2/21/2024	24460	IRMA AYALA CONTRERAS	2,131.99
2/21/2024	24461	IRMA C GARCIA	1,197.86
2/21/2024	24462	IRMA FLORES	2,348.82
2/21/2024	24463	IRMA SANDOVAL ROBLES	6,296.62
2/21/2024	24464	IRMA VERONICA OSEGUERA	5,987.11
2/21/2024	24465	ISABEL GARCIA	4,432.20
2/21/2024	24466	ISABEL LILLY VILLANUEVA	982.75
2/21/2024	24467	JACLYN PRADO	11,491.96
2/21/2024	24468	JASMIN ALEJANDRA ARANDA	2,505.54
2/21/2024	24469	JASMINE CANCHOLA	4,842.57
2/21/2024	24470	JESSICA ALEJANDRA BANOS	1,150.96

Community Action Partnership of Kern

Check/Voucher Register

From 2/1/2024 Through 2/29/2024

Check Date	Check Number	Payee	Check Amount
2/21/2024	24471	JESSICA MIRAXY DOMINGUEZ	856.54
2/21/2024	24472	JESSISAY HERNANDEZ PARRAL	1,292.98
2/21/2024	24473	JOANNA GONZALEZ	5,528.13
2/21/2024	24474	JOANNA ROBLES	889.11
2/21/2024	24475	JOSELINE ARREDONDO	2,301.92
2/21/2024	24476	JUANITA FAY GALVAN	1,820.24
2/21/2024	24477	JULISSA MARIE ARAGON	7,964.16
2/21/2024	24478	KASANDRA FIGUEROA BASURTO	3,049.10
2/21/2024	24479	KAYLA JOEANNA ESTRADA	1,821.56
2/21/2024	24480	LAURA A RODRIGUEZ	4,505.52
2/21/2024	24481	LAURA E NUNEZ	670.60
2/21/2024	24482	LESLIE KARINA TOSCANO CRUZ	1,041.84
2/21/2024	24483	LETICIA MORALES	9,465.44
2/21/2024	24484	LILIA HORTENCIA OSEGUERA	9,684.71
2/21/2024	24485	LILIA YAZMIN JUAREZ	8,941.89
2/21/2024	24486	LILIANA REYES GONZALEZ	889.11
2/21/2024	24487	LILIANA SOLORIO	5,339.39
2/21/2024	24488	LORENA SILVA DE MALDONADO	4,818.46
2/21/2024	24489	LORENA TRUJILLO ESCOBEDO	2,914.94
2/21/2024	24490	LOURDES PEREZ DE GARCIA	4,803.54
2/21/2024	24491	LUZ ELENA RODRIGUEZ	1,016.16
2/21/2024	24492	MARA G RAMIREZ DE MARTINEZ	9,205.43
2/21/2024	24493	MARGARITA CORTES DE BARAJAS	12,648.41
2/21/2024	24494	MARGARITA FELIX	6,533.28
2/21/2024	24495	MARGARITA PADILLA BARAJAS	7,194.37
2/21/2024	24496	MARIA A LOPEZ	8,114.40
2/21/2024	24497	MARIA ASUSENA GONZALEZ-GUTIERREZ	3,812.61
2/21/2024	24498	MARIA C ARELLANO DE CONTRERAS	3,670.22
2/21/2024	24499	MARIA C CUEVAS DE GARCIA	2,395.72
2/21/2024	24500	MARIA CONCEPCION CEJA	7,241.48
2/21/2024	24501	MARIA E CUARA	1,197.86
2/21/2024	24502	MARIA ELENA RODRIGUEZ	1,550.33
2/21/2024	24503	MARIA ESTELA ARROYO	1,868.46
2/21/2024	24504	MARIA GUADALUPE ALVAREZ	3,611.28
2/21/2024	24505	MARIA GUADALUPE CONTRERAS VARGAS	2,886.81
2/21/2024	24506	MARIA GUADALUPE DIAZ DE RUIZ	2,678.03
2/21/2024	24507	MARIA GUADALUPE LEYVA	825.58
2/21/2024	24508	MARIA GUADALUPE LOPEZ CORZA	12,076.65
2/21/2024	24509	MARIA GUADALUPE SOSA ZAVALA	1,755.84
2/21/2024	24510	MARIA LOURDES NIEVAS DE SALAZAR	5,117.64
2/21/2024	24511	MARIA NANCY CRUZ	5,637.63
2/21/2024	24512	MARIA PAZ	4,244.25
2/21/2024	24513	MARIA R GARCIA DE ARAMBULA	7,301.11
2/21/2024	24514	MARIA RAFAELA JAIMES HERNANDEZ	889.11
2/21/2024	24515	MARIA SANDRA L DE ESTRADA	7,365.51
2/21/2024	24516	MARIANA NAVA	1,847.11
2/21/2024	24517	MARIANELA G ORTIZ	2,604.45
2/21/2024	24518	MARICELA AYALA CONTRERAS	889.11
2/21/2024	24519	MARIELENA VILLALOBOS	1,007.46
2/21/2024	24520	MARILU GARZA	4,391.21
2/21/2024	24521	MARTHA SALGADO	12,330.36
2/21/2024	24522	MAYLEN CHAVOLLA AYALA	1,773.34
2/21/2024	24523	MIGUEL ANGEL GARCIA JIMENEZ	3,686.04

Community Action Partnership of Kern

Check/Voucher Register

From 2/1/2024 Through 2/29/2024

Check Date	Check Number	Payee	Check Amount
2/21/2024	24524	NANCY GARIBAY HERNANDEZ	1,778.22
2/21/2024	24525	NAOMI ESTRADA MURILLO	1,278.18
2/21/2024	24526	Natalie Sevilla	1,131.86
2/21/2024	24527	NORMA LISA GUZMAN	4,576.35
2/21/2024	24528	NUBIA IVETTE ACEVES RODRIGUEZ	688.47
2/21/2024	24529	ORGARIDT ALCANZAR MAGANA	6,325.10
2/21/2024	24530	PRECIOSA ISABEL CHAMALE CASTRO	552.58
2/21/2024	24531	RAMONA LOPEZ	1,124.47
2/21/2024	24532	RITA GARCIA	5,447.24
2/21/2024	24533	ROCIO OROZCO IBARRA	6,762.98
2/21/2024	24534	Rosa Elena Arellano	1,237.56
2/21/2024	24535	ROSALIA MARTINEZ DE MENDOZA	1,773.34
2/21/2024	24536	RUBICEL RUIZ SOLORIO	5,060.63
2/21/2024	24537	SANDRA RODRIGUEZ	823.97
2/21/2024	24538	SARA CASTANEDA	491.76
2/21/2024	24539	SILVIA E ZUNIGA	12,478.59
2/21/2024	24540	SONIA PANTOJA	7,128.70
2/21/2024	24541	SUNSHINE CENTER	1,811.84
2/21/2024	24542	SUSY I SANTACRUZ DE SAHAGUN	6,633.99
2/21/2024	24543	SYDNEY GONZALEZ	2,443.94
2/21/2024	24544	SYLVIA MORA	1,246.08
2/21/2024	24545	TERESA CAROLINA OROPEZA	11,482.82
2/21/2024	24546	TINA MARIE ANTE	11,627.13
2/21/2024	24547	TRINIDAD TINOCO	10,764.39
2/21/2024	24548	VIRGINIA RUELAS DE LEYVA	2,950.39
2/21/2024	24549	Yanely Garcia	1,820.24
2/21/2024	24550	YESENIA ESCOTO MURILLO	1,821.56
2/21/2024	24551	YESENIA SALAZAR-PENA	4,124.92
2/21/2024	24552	YOLANDA JUAREZ	10,580.97
2/21/2024	24553	ZEFERINO GONZALEZ	925.72
2/21/2024	24554	ANDREA FRANCISCA SANTOS MENDOZA	10,057.83
2/21/2024	24555	ARACELI EMMA GUERRERO DE MENDEZ	6,096.68
2/21/2024	24556	BAUDELINA SANTOS PACHECO	4,398.10
2/21/2024	24557	BIVIANA MANRIQUEZ	10,137.45
2/21/2024	24558	CARMEN BELTRAN	10,555.66
2/21/2024	24559	CELVIDA SANTOS DE RUIZ	10,387.99
2/21/2024	24560	DOLORES PALACIOS DE GUZMAN	12,121.46
2/21/2024	24561	ELDA KARINA IBARRA	5,413.38
2/21/2024	24562	GUADALUPE TORREBLANCA DEBECERRA	3,565.79
2/21/2024	24563	LAURA A GUTIERREZ	11,763.06
2/21/2024	24564	LETICIA FLORES	2,393.22
2/21/2024	24565	LIDIA ALONDRA BRAVO DE MENDOZA	6,537.99
2/21/2024	24566	LORENA PEREZ MELGOZA	5,904.74
2/21/2024	24567	LUCINA RAMIREZ	140.00
2/21/2024	24568	LUCINA RAMIREZ	814.91
2/21/2024	24569	LUZ MARIA VILLAGOMEZ	1,960.00
2/21/2024	24570	LUZ MARIA VILLAGOMEZ	10,567.18
2/21/2024	24571	MARIA A VARGAS	924.72
2/21/2024	24572	MARIA CARRILLO DE GUTIERREZ	5,307.54
2/21/2024	24573	MARIA ELENA ESCOBAR	2,177.14
2/21/2024	24574	MARIA GUADALUPE JAYME	5,020.13
2/21/2024	24575	MARIBEL RAMIREZ ROSAS FAMILY CHILD CARE	8,770.16

Community Action Partnership of Kern

Check/Voucher Register

From 2/1/2024 Through 2/29/2024

Check Date	Check Number	Payee	Check Amount
2/21/2024	24576	MITZI G CHAVEZ MAGALLON	3,521.91
2/21/2024	24577	NINFA E. RODRIGUEZ	5,456.40
2/21/2024	24578	NORMA MENDOZA	5,575.43
2/21/2024	24579	ODAIVA GUADALUPE CENTENO	8,573.78
2/21/2024	24580	OLGA NOVELA DE HUERTA	6,229.03
2/21/2024	24581	RAQUEL POSADAS DE GIRON	1,616.27
2/21/2024	24582	ROSA ANGELA ORTIZ	8,211.27
2/21/2024	24583	DINA BEATRIZ GONZALEZ	3,735.93
2/21/2024	24584	JACQUELINE DIANE JARAMILLO GONZALEZ	3,229.54
2/21/2024	24585	ADELA GARCIA DE SOSA	6,736.06
2/21/2024	24586	ALICIA DE LA GARZA	2,690.61
2/21/2024	24587	ALMA R RANGEL	5,511.50
2/21/2024	24588	ANNA V MENDEZ	991.50
2/21/2024	24589	BEATRIZ TELLEZ DE TORRES	6,632.81
2/21/2024	24590	BERENICE IBARRA	4,464.70
2/21/2024	24591	BERNARDINA GOMEZ ARAUJO	1,904.78
2/21/2024	24592	CARMEN MORALES DIAZ	7,663.45
2/21/2024	24593	CONSUELO MEJIA	952.39
2/21/2024	24594	DEANNA RAMIREZ	1,845.33
2/21/2024	24595	EDITH ELIZABETH SANCHEZ	5,000.89
2/21/2024	24596	ELIDIA O RANGEL	3,785.07
2/21/2024	24597	ELISA GONZALES	6,807.38
2/21/2024	24598	ELIZABETH MARTINEZ	4,796.91
2/21/2024	24599	ELVA BORUNDA FLORES	9,077.06
2/21/2024	24600	GUADALUPE LEMUS LEMUS	1,046.80
2/21/2024	24601	IRMA GUTIERREZ	3,778.46
2/21/2024	24602	IRMA YOLANDA MAGALLON	3,631.21
2/21/2024	24603	JUANA CORTEZ DE PEREZ	7,321.87
2/21/2024	24604	MAGDALENA GUERRERO DE PARRA	1,832.21
2/21/2024	24605	Margarita Garcia	3,608.36
2/21/2024	24606	MARIA A MAGALLON OROZCO	420.00
2/21/2024	24607	MARIA A MAGALLON OROZCO	1,546.14
2/21/2024	24608	MARIA DOLORES GOMEZ	9,013.60
2/21/2024	24609	MARIA G AYALA	2,404.35
2/21/2024	24610	MARIA LAURA RAYA GOMEZ	2,338.58
2/21/2024	24611	MARIA LUISA CASAS	8,368.67
2/21/2024	24612	MARIA PAZ RUIZ	4,678.01
2/21/2024	24613	MARIA REINA OROZCO MORA	4,643.05
2/21/2024	24614	MARIA SALOME IBARRA	892.94
2/21/2024	24615	MARISOL MEDINA	7,092.12
2/21/2024	24616	MARTHA A ANGUIANO REYES	560.00
2/21/2024	24617	MARTHA A ANGUIANO REYES	2,950.12
2/21/2024	24618	MIRIAM GOMEZ ZARATE	2,892.13
2/21/2024	24619	OLGA LIRA DE GALLARDO	4,929.40
2/21/2024	24620	Oralia Quiroz	2,994.96
2/21/2024	24621	PATRICIA HERNANDEZ	10,826.65
2/21/2024	24622	PAULA GARCIA	10,700.07
2/21/2024	24623	RAQUEL SANCHEZ	14,030.51
2/21/2024	24624	ROMELIA MORENO DE ESPINOZA	2,738.27
2/21/2024	24625	ROSA HILDA NAVARRO	2,391.99
2/21/2024	24626	ROSALBA GONZALEZ	11,389.09
2/21/2024	24627	SILVIA PRECIADO	1,671.40
2/21/2024	24628	VIRGINIA RANGEL	7,321.87
2/21/2024	24629	ALMA DELIA WENCES	560.00

Community Action Partnership of Kern

Check/Voucher Register

From 2/1/2024 Through 2/29/2024

Check Date	Check Number	Payee	Check Amount
2/21/2024	24630	ALMA DELIA WENCES	2,035.99
2/21/2024	24631	CLAUDIA ZARAGOZA DE RODRIGUEZ	1,820.00
2/21/2024	24632	CLAUDIA ZARAGOZA DE RODRIGUEZ	10,547.34
2/21/2024	24633	EDUVIJES SUAREZ	4,103.56
2/21/2024	24634	HILDA BARAJAS JUAREZ	2,977.86
2/21/2024	24635	ISABEL C MEDINA DE GARCIA	280.00
2/21/2024	24636	ISABEL C MEDINA DE GARCIA	1,557.96
2/21/2024	24637	MARIA GUADALUPE BARAJAS DE GARCIA	560.00
2/21/2024	24638	MARIA GUADALUPE BARAJAS DE GARCIA	2,828.20
2/21/2024	24639	MARIA GUADALUPE RESENDEZ	2,257.92
2/21/2024	24640	MARIA TERESA HEREDIA	3,618.96
2/21/2024	24641	YNEZ ATHENA CHAVEZ-ANDRADE	840.00
2/21/2024	24642	YNEZ ATHENA CHAVEZ-ANDRADE	4,809.98
2/21/2024	24643	AGUSTINA MORENO	1,455.24
2/21/2024	24644	ANGELINA VASQUEZ	2,885.04
2/21/2024	24645	CATALINA CASTRO AYALA	6,246.74
2/21/2024	24646	CECILIA ALONSO DE RODRIGUEZ	700.00
2/21/2024	24647	CECILIA ALONSO DE RODRIGUEZ	3,170.70
2/21/2024	24648	CYNTHIA E CATILLO	420.00
2/21/2024	24649	CYNTHIA E CATILLO	2,199.03
2/21/2024	24650	DALILA J CAVAZOS	5,799.29
2/21/2024	24651	DIANE LOMELI	2,648.76
2/21/2024	24652	ELVIRA OCHOA GOMEZ	1,120.00
2/21/2024	24653	ELVIRA OCHOA GOMEZ	5,247.45
2/21/2024	24654	FANY NUNEZ DE RODRIGUEZ	140.00
2/21/2024	24655	FANY NUNEZ DE RODRIGUEZ	706.59
2/21/2024	24656	Guadalupe Carrizoza De Castillo	11,643.84
2/21/2024	24657	HERMELINDA VILLEDA	4,796.04
2/21/2024	24658	JACINTA GLORIA CRUZ	3,357.69
2/21/2024	24659	JACOBA C DE ANDRACA	9,775.94
2/21/2024	24660	JANETH G SARABIA	559.14
2/21/2024	24661	LETICIA HERNANDEZ	1,536.16
2/21/2024	24662	LILIA ISORDIA DE RANGEL	1,921.92
2/21/2024	24663	LIZBETH QUIROZ VEGA	1,784.04
2/21/2024	24664	MARIA SANCHEZ IBARRA	4,181.06
2/21/2024	24665	MARIA SANTOS DE LOPEZ	1,120.00
2/21/2024	24666	MARIA SANTOS DE LOPEZ	6,594.36
2/21/2024	24667	MARICELA SANDOVAL RODRIGUEZ	5,278.74
2/21/2024	24668	MARISOL PEREZ	3,747.65
2/21/2024	24669	MARTHA ESTHELA SANCHEZ	11,358.29
2/21/2024	24670	ROSEMARY ZAVALA	1,400.00
2/21/2024	24671	ROSEMARY ZAVALA	8,218.60
2/21/2024	24672	SANDRA MARTINEZ VARELA	10,937.93
2/21/2024	24673	SARA ESTELA POSADA	1,400.00
2/21/2024	24674	SARA ESTELA POSADA	8,285.24
2/21/2024	24675	SILVIA MEJIA	1,680.00
2/21/2024	24676	SILVIA MEJIA	9,316.44
2/21/2024	24677	VANESSA NICOLE MEJIA	5,497.81
2/21/2024	24678	VIDALIA MARTINEZ GONZALEZ	5,470.85
2/21/2024	24679	XOCHITL QUIROZ DE ALCALA	1,260.00
2/21/2024	24680	XOCHITL QUIROZ DE ALCALA	4,986.02
2/21/2024	24681	YOANA PEREZ	2,722.98
2/21/2024	24682	ADELA RUIZ	4,969.34

Community Action Partnership of Kern

Check/Voucher Register

From 2/1/2024 Through 2/29/2024

Check Date	Check Number	Payee	Check Amount
2/21/2024	24683	AMALIA BUENROSTRO	4,665.07
2/21/2024	24684	ANA MARIA NAVARRO DE GUTIERREZ	960.00
2/21/2024	24685	ANA MARIA NAVARRO DE GUTIERREZ	4,011.67
2/21/2024	24686	ANDREA BUENROSTRO	1,600.00
2/21/2024	24687	ANDREA BUENROSTRO	9,573.79
2/21/2024	24688	BEATRIZ JACQUEZ NUNEZ	800.00
2/21/2024	24689	BEATRIZ JACQUEZ NUNEZ	2,620.31
2/21/2024	24690	MARIA ELENA LARA	320.00
2/21/2024	24691	MARIA ELENA LARA	1,949.81
2/21/2024	24692	ONOFRE ZAMORA	1,600.00
2/21/2024	24693	ONOFRE ZAMORA	7,311.36
2/21/2024	24694	CELFIDA SANTOS DE RUIZ	209.82
2/21/2024	24695	ELIDA CRUZ	1,614.00
2/21/2024	24696	EVELYN NATALY ESPARZA-RODRIGUEZ	355.09
2/21/2024	24697	KAYLA JOEANNA ESTRADA	1,821.56
2/21/2024	24698	MARIA R GARCIA DE ARAMBULA	818.84
2/21/2024	24699	ROSA BACA DE CEBALLOS	1,133.00
2/21/2024	24700	SUNSHINE CENTER	1,531.84
2/22/2024	221950	ADRIANA MONICA DELOERA	1,278.28
2/22/2024	221951	ARELI MEDINA FLORES	841.29
2/22/2024	221952	COUNTY OF KERN PUBLIC WORKS	18.54
2/22/2024	221953	NAGELY PORTESGIL	1,535.27
2/22/2024	221954	RACHEL CALVILLO	1,725.19
2/22/2024	221955	SARAH MEYER	863.54
2/22/2024	221956	SONYA MARTINEZ	1,060.10
2/22/2024	221957	TANESHA M TATE	886.05
2/27/2024	219586	TAFT CITY SCHOOL DISTRICT	(4,641.00)
2/27/2024	24114	JULISSA ELIZONDO	(11.79)
2/28/2024	218038	SEQUOIA SANDWICH COMPANY	(192.50)
2/28/2024	221958	1020 CECIL LLC	915.00
2/28/2024	221959	AGEE VII LLC	9,981.35
2/28/2024	221960	BEAR MOUNTAIN RECREATION & PARK DISTRICT	3,500.00
2/28/2024	221961	BEAR VALLEY COMMUNITY HEALTHCARE DISTRICT	150.00
2/28/2024	221962	RONALD SHELAN	4,349.12
2/28/2024	221963	CITY OF ARVIN	633.38
2/28/2024	221964	MORE THAN ONE DIMENSION, INC.	1,800.00
2/28/2024	221965	COUNTY OF KERN	363.12
2/28/2024	221966	FAIRFAX SCHOOL DISTRICT	3,182.00
2/28/2024	221967	FIRST 5 MADERA COUNTY	1,223.15
2/28/2024	221968	GREENFIELD UNION SCHOOL DISTRICT	42.00
2/28/2024	221969	G STREET PLAZA LLC	419.05
2/28/2024	221970	HEARTS & LIVES	550.00
2/28/2024	221971	KERN COUNTY SUPERINTENDENT OF SCHOOLS	2,200.00
2/28/2024	221972	KERN ISLAND INVESTORS, GP	5,948.60
2/28/2024	221973	LAMONT SCHOOL DISTRICT	150.00
2/28/2024	221974	MARK AND HELENE MCELYEA	3,656.00
2/28/2024	221975	ARIAS LATINO MARKET INC	7,105.24
2/28/2024	221976	MERCED COUNTY OFFICE OF EDUCATION	253.67
2/28/2024	221977	NORTH OF THE RIVER RECR & PARK DIST	4,797.00
2/28/2024	221978	OLLIE SHANKLE TRUSTEE (LESSOR)	9,925.00

Community Action Partnership of Kern

Check/Voucher Register

From 2/1/2024 Through 2/29/2024

Check Date	Check Number	Payee	Check Amount
2/28/2024	221979	OMNI FAMILY HEALTH	5,581.00
2/28/2024	221980	PREWITT FAMILY DECEDENTS TRUST	900.00
2/28/2024	221981	JOHN REY	1,000.00
2/28/2024	221982	STELLAR PLAZA LLC	3,128.47
2/28/2024	221983	TAFT CITY SCHOOL DISTRICT	4,641.00
2/28/2024	221984	THE HOUSING AUTHORITY OF THE COUNTY OF KERN	700.00
2/28/2024	221985	TULARE COUNTY OFFICE OF EDUCATION	500.00
2/28/2024	221986	VINELAND SCHOOL DISTRICT	375.00
2/28/2024	221987	WAYSIDE CHAPEL COMMUNITY CHURCH, INC.	13,014.90
2/28/2024	221988	YABITO CORPORATION	1,350.00
2/28/2024	221989	4IMPRINT INC AKA NELSON MARKETING	2,626.30
2/28/2024	221990	ALICIA GAMINO	228.47
2/28/2024	221991	ALL AMERICAN CARPET	4,707.50
2/28/2024	221992	ALPHA MEDIA LLC	1,980.00
2/28/2024	221993	ROBERT D. STANE - AMERICAN TERMITE SOLUTIONS INC.	1,885.00
2/28/2024	221994	AMERIGAS LAKE ISABELLA	1,070.97
2/28/2024	221995	ASANA, INC	3,000.00
2/28/2024	221996	AT&T	6,219.76
2/28/2024	221997	AT&T	3,699.04
2/28/2024	221998	AT&T	3,699.04
2/28/2024	221999	AT&T	6,182.64
2/28/2024	222000	BERKSHIRE HATHAWAY HOMESTATE CO	76,836.88
2/28/2024	222001	CALIFORNIA WATER SERVICE COMPANY	158.50
2/28/2024	222002	CECELIA STEWART	4.02
2/28/2024	222003	CHRISTOPHER PERCIVAL	6,625.05
2/28/2024	222004	CITY OF STOCKTON	55.68
2/28/2024	222005	COMCAST CORPORATION	235.78
2/28/2024	222006	CONSTANT CONTACT INC	1,024.80
2/28/2024	222007	DELANO UNION SCHOOL DISTRICT	5,600.00
2/28/2024	222008	SAN LUIS BUTANE DISTRIBUTORS INC	2,915.40
2/28/2024	222009	DEPARTMENT OF HUMAN RESOURCES	5,782.15
2/28/2024	222010	FERGUSON ENTERPRISES INC #1350	354.55
2/28/2024	222011	SUKHMANI SHERGILL	225.00
2/28/2024	222012	FLOWERS BAKING CO OF HENDERSON LLC	670.96
2/28/2024	222013	STANDARD PLUMBING SUPPLY COMPANY, INC	14.91
2/28/2024	222014	FLYERS ENERGY LLC	4,303.92
2/28/2024	222015	FRESHPOINT CENTRAL CALIFORNIA, INC	1,116.20
2/28/2024	222016	GOTO TECHNOLOGIES USA, INC	1,051.20
2/28/2024	222017	HOME DEPOT COMMERCIAL CREDIT	1,114.25
2/28/2024	222018	INDIAN WELLS VALLEY WATER DISTRICT	424.63
2/28/2024	222019	JULISSA ELIZONDO	11.79
2/28/2024	222020	KARADANIS SURVIVORS TRUST / ADVANCED MINI STORAGE	302.00
2/28/2024	222021	PATRIOTS INC	114.68

Community Action Partnership of Kern

Check/Voucher Register

From 2/1/2024 Through 2/29/2024

Check Date	Check Number	Payee	Check Amount
2/28/2024	222022	KERN COUNTY SUPERINTENDENT OF SCHOOLS	159.18
2/28/2024	222023	LAKESHORE EQUIPMENT COMPANY	4,494.85
2/28/2024	222024	LANGUAGE LINE SERVICES INC	16.10
2/28/2024	222025	LEARA LEANNE SPOTT	38.86
2/28/2024	222026	LODI HEALTH WEST OCCUPATIONAL MEDICINE	583.00
2/28/2024	222027	LOWES COMPANIES INC	675.77
2/28/2024	222028	MARIA E VAZQUEZ	102.65
2/28/2024	222029	MATIANA RODRIGUEZ DE MENDEZ	102.65
2/28/2024	222030	MCFARLAND UNIFIED SCHOOL DISTRICT	819.00
2/28/2024	222031	MICHAEL K BROWN LANDSCAPE INC	19,775.00
2/28/2024	222032	OASIS AIR CONDITIONING	13,480.63
2/28/2024	222033	OFFICE1 LEASING	1,553.45
2/28/2024	222034	PAMALA ROBERTS	259.96
2/28/2024	222035	PG&E	9,229.64
2/28/2024	222036	RAUL TAPIA HERNANDEZ	55.61
2/28/2024	222037	RAYMOND'S TROPHY AWARDS	103.92
2/28/2024	222038	ROSENDA SANDOVAL	100.00
2/28/2024	222039	ROUTE 66 BROADBAND LLC	219.13
2/28/2024	222040	SEQUOIA PAINT ENTERPRISE	167.11
2/28/2024	222041	SIGNAL SERVICE INC	65.40
2/28/2024	222042	SOUTHERN CALIFORNIA EDISON	1,834.50
2/28/2024	222043	SPECIALTY TRIM AND AWNING INC	2,500.00
2/28/2024	222044	CHARTER COMMUNICATIONS	179.98
2/28/2024	222045	CHARTER COMMUNICATIONS	254.00
2/28/2024	222046	CHARTER COMMUNICATIONS	203.93
2/28/2024	222047	CHARTER COMMUNICATIONS	208.93
2/28/2024	222048	CHARTER COMMUNICATIONS	174.98
2/28/2024	222049	CHARTER COMMUNICATIONS	204.00
2/28/2024	222050	CHARTER COMMUNICATIONS	219.98
2/28/2024	222051	CHARTER COMMUNICATIONS	204.00
2/28/2024	222052	CHARTER COMMUNICATIONS	204.00
2/28/2024	222053	CHARTER COMMUNICATIONS	945.00
2/28/2024	222054	CHARTER COMMUNICATIONS	499.00
2/28/2024	222055	CHARTER COMMUNICATIONS	499.00
2/28/2024	222056	CHARTER COMMUNICATIONS	209.00
2/28/2024	222057	HERBERT MITCHELL ELLIOTT	68.25
2/28/2024	222058	ROCKSTAR LIMO LOUNGE - STERLING TRANSPORTATION	3,996.00
2/28/2024	222059	TAFT CITY SCHOOL DISTRICT	4,641.00
2/28/2024	222060	WEST KERN COMMUNITY COLLEGE DISTRICT	43,481.90
2/28/2024	222061	TEACHING STRATEGIES INC	26,362.50
2/28/2024	222062	TEHACHAPI UNIFIED SCHOOL DISTRICT	1,734.00
2/28/2024	222063	SOCALGAS	289.48
2/28/2024	222064	CHARTER COMMUNICATIONS	119.98
2/28/2024	222065	T-MOBILE USA INC	3,012.48
2/28/2024	222066	WELLS FARGO VENDOR FINANCIAL SERVICES, LLC	1,309.48
2/28/2024	222067	ULINE	283.89
2/28/2024	222068	VERONICA RODRIGUEZ SALDIVAR	164.00

Community Action Partnership of Kern

Check/Voucher Register

From 2/1/2024 Through 2/29/2024

Check Date	Check Number	Payee	Check Amount
2/28/2024	222069	WASTE MANAGEMENT OF SOUTHERN CALIFORNIA	740.00
2/28/2024	222070	HANNAH MARIE WEIGHTMAN	257.00
2/28/2024	222071	LAURIE HUGHEY	257.00
2/28/2024	222072	VANESSA CORTEZ MENDOZA	538.32
2/28/2024	222073	YOLANDA SALDANA MORENO	2,685.61
2/28/2024	222074	MARIA DEL SOCORRO CARMONA	1,634.30
2/28/2024	222075	ELIZABETH GONZALEZ	280.00
2/28/2024	222076	ELIZABETH GONZALEZ	587.66
2/28/2024	222077	SAIDY LORENA MAYEN	7,305.50
2/28/2024	222078	CONSUELO RAMIREZ DE MAGDALENO	5,723.38
2/28/2024	222079	BERTHA CONTRERAS	10,266.43
2/28/2024	222080	SANDRA ELIZABETH SAMAYOA	1,982.05
2/28/2024	222081	JACKELINE NEOMI GARCIA	1,197.86
2/28/2024	222082	MARIA LOURDES MORENO ESQUIVEL	1,868.46
2/28/2024	222083	MARCELINA PERALTA	4,264.18
2/28/2024	222084	MARIA SOFIA MENDOZA DE ORTIZ	1,150.96
2/28/2024	222085	BRIGHT FUTURES PRESCHOOL 2	1,012.91
2/28/2024	222086	SONIA C LOPEZ DE JUAREZ	1,836.97
2/28/2024	222087	CARMELITA JACINTA MORALES MEJIA	670.60
2/28/2024	222088	JUAN JOSE HERNANDEZ	1,292.98
2/28/2024	222089	MARIA GUADALUPE GONZALEZ	7,165.90
2/28/2024	222090	MARIA A MORALES LOPEZ	670.62
2/28/2024	222091	RUFINITA PRISCILLA MARIE SAUCEDA	1,987.98
2/28/2024	222092	JUANA INEZ SALGADO RENTERIA	996.22
2/28/2024	222093	CECILIA GAYTAN DE ZARATE	6,883.49
2/28/2024	222094	RUTH CARINA PAREDES	517.21
2/28/2024	222095	MARIA P COSIO	11,195.03
2/28/2024	222096	TEODORA GIRON MORALES	954.91
2/28/2024	222097	VIRGINIA GUADALUPE RIOS	522.02
2/28/2024	222098	LORRAINE DIAZ	2,236.06
2/28/2024	222099	AMPARO MAGANA	1,785.88
2/28/2024	222100	ROSAURA QUINTERO DE LOPEZ	7,640.54
2/28/2024	222101	GUADALUPE CABRERA	10,532.12
2/28/2024	222102	ANDREA R RIVERA	1,755.06
2/28/2024	222103	MARIA J MARTINEZ DE GARCIA	4,846.96
2/28/2024	222104	ANA R LEMUS LOPEZ	280.00
2/28/2024	222105	ANA R LEMUS LOPEZ	1,565.33
2/28/2024	222106	ANNA DELFINA REYES	6,563.68
2/28/2024	222107	CELESTINA ANDREA CONTRERAS	566.50
2/28/2024	222108	GLORIA GARCIA DE MADERA	7,704.87
2/28/2024	222109	LUZ E VENEGAS	9,163.37
2/28/2024	222110	LETICIA MARIA BOTELLO	2,851.62
2/28/2024	222111	ROCIO VERONICA MUNIZ CERECEDA	807.11
2/28/2024	222112	MARIANA MEDRANO	1,251.23
2/28/2024	222113	LORI MACIAS CERNA	8,026.94
2/28/2024	222114	XOCHITL ARTHEMISA PELAGIO	5,787.82
2/28/2024	222115	LILIA ESQUIVEL MONROY	3,736.14
2/28/2024	222116	ANA M HERNANDEZ DE RIOS	4,587.30
2/28/2024	222117	ESPERANZA CORREA TELLO	5,647.84
2/28/2024	222118	GUILLERMINA VILLA FLORES	1,300.21
2/28/2024	222119	HERLINDA NOLASCO DE GONZALEZ	4,183.32
2/28/2024	222120	IRMA CASTILLO	3,305.01
2/28/2024	222121	HOME DEPOT COMMERCIAL CREDIT	1,641.63
2/28/2024	222122	HOME DEPOT COMMERCIAL CREDIT	884.19

Community Action Partnership of Kern

Check/Voucher Register

From 2/1/2024 Through 2/29/2024

Check Date	Check Number	Payee	Check Amount
2/28/2024	222123	HOME DEPOT COMMERCIAL CREDIT	879.44
2/28/2024	222124	ANGELA GARCIA ZENDEJAS	797.82
2/28/2024	222125	BERTHA CONTRERAS	3,411.98
2/28/2024	222126	CONSUELO RAMIREZ DE MAGDALENO	6,912.35
2/28/2024	222127	GUILLERMINA VILLA FLORES	1,295.55
2/28/2024	222128	DEPARTMENT OF HEALTH AND HUMAN SERVICES	762.06
2/28/2024	222129	MARIA GUADALUPE ZENDEJAS	975.79
2/28/2024	222130	ROXANA VILLAGRANA	2,092.07
2/28/2024	222131	SEQUOIA SANDWICH COMPANY	192.50
2/28/2024	24701	5905 NILES ST LLC	4,602.00
2/28/2024	24702	ACUITY BAKERSFIELD LLC	6,984.40
2/28/2024	24703	COUNTY OF KERN - MORTGAGE PAYMENT ONLY	44,367.81
2/28/2024	24704	DIOCESE OF FRESNO EDUCATION CORPORATION	3,450.00
2/28/2024	24705	DIVERSIFIED PROJECT SERVICES INTL., INC.	9,009.00
2/28/2024	24706	EAST HILLS ROADWAY ASSOCIATION	431.57
2/28/2024	24707	GRACE COMMUNITY CHURCH	4,612.95
2/28/2024	24708	JANET Y YU	700.00
2/28/2024	24709	MH 3101 MALL VIEW ROAD, LLC	6,000.00
2/28/2024	24710	M-R PROPERTIES	7,091.00
2/28/2024	24711	PROTEUS INC	487.00
2/28/2024	24712	PROTEUS INC	350.00
2/28/2024	24713	UNITED CONGREGATIONAL CHURCH OF LODI	4,901.00
2/28/2024	24714	WESLEY UNITED METHODIST CHURCH	2,403.00
2/28/2024	24715	ZREP LLC	3,926.98
2/28/2024	24716	AMAZON CAPITAL SERVICES, INC	466.11
2/28/2024	24717	AMAZON CAPITAL SERVICES, INC	835.61
2/28/2024	24718	AMAZON CAPITAL SERVICES, INC	282.54
2/28/2024	24719	AMAZON CAPITAL SERVICES, INC	85.86
2/28/2024	24720	AMAZON CAPITAL SERVICES, INC	1,783.68
2/28/2024	24721	AMAZON CAPITAL SERVICES, INC	371.92
2/28/2024	24722	AMAZON CAPITAL SERVICES, INC	145.51
2/28/2024	24723	AMAZON CAPITAL SERVICES, INC	504.65
2/28/2024	24724	AMAZON CAPITAL SERVICES, INC	237.07
2/28/2024	24725	AMAZON CAPITAL SERVICES, INC	957.03
2/28/2024	24726	AMAZON CAPITAL SERVICES, INC	160.64
2/28/2024	24727	AMAZON CAPITAL SERVICES, INC	440.07
2/28/2024	24728	AMAZON CAPITAL SERVICES, INC	1,742.18
2/28/2024	24729	AMAZON CAPITAL SERVICES, INC	237.57
2/28/2024	24730	AMAZON CAPITAL SERVICES, INC	1,034.04
2/28/2024	24731	AMAZON CAPITAL SERVICES, INC	10.89
2/28/2024	24732	AMAZON CAPITAL SERVICES, INC	547.32
2/28/2024	24733	AMAZON CAPITAL SERVICES, INC	541.99
2/28/2024	24734	AMAZON CAPITAL SERVICES, INC	762.33
2/28/2024	24735	AMAZON CAPITAL SERVICES, INC	1,029.14
2/28/2024	24736	AMAZON CAPITAL SERVICES, INC	475.07
2/28/2024	24737	AMERICAN REFUSE, INC.	710.40
2/28/2024	24738	ANDREA REYES	134.00
2/28/2024	24739	CANON FINANCIAL SERVICES, INC.	512.84
2/28/2024	24740	DISCOUNT SCHOOL SUPPLY	1,487.15
2/28/2024	24741	DISCOUNT SCHOOL SUPPLY	6,374.14

Community Action Partnership of Kern

Check/Voucher Register

From 2/1/2024 Through 2/29/2024

Check Date	Check Number	Payee	Check Amount
2/28/2024	24742	EXACT STAFF, INC	1,026.42
2/28/2024	24743	EXACT STAFF, INC	910.90
2/28/2024	24744	EXACT STAFF, INC	1,838.33
2/28/2024	24745	FIVE9 INC	5,349.99
2/28/2024	24746	FIVE9 INC	7,078.60
2/28/2024	24747	FRONTIER COMMUNICATIONS HOLDINGS LLC	670.23
2/28/2024	24748	FRONTIER COMMUNICATIONS HOLDINGS LLC	87.50
2/28/2024	24749	FRONTIER COMMUNICATIONS HOLDINGS LLC	232.43
2/28/2024	24750	FRONTIER COMMUNICATIONS HOLDINGS LLC	302.06
2/28/2024	24751	JORGE GALINDO RAMIREZ	45.00
2/28/2024	24752	HEY SALTY, INC	200.00
2/28/2024	24753	JEREMY T TOBIAS	75.00
2/28/2024	24754	JON DOOLEY HEATING AND COOLING	13,876.13
2/28/2024	24755	SSD ALARM, INC	577.67
2/28/2024	24756	M AND S SECURITY SERVICES INC	140.78
2/28/2024	24757	VERNON SORENSON MD INC	1,997.00
2/28/2024	24758	MISSION LINEN SUPPLY	2,147.84
2/28/2024	24759	MITEL NETSOLUTIONS INC	19,908.06
2/28/2024	24760	OFFICE IMAGING, INC	1,225.96
2/28/2024	24761	ORKIN PEST CONTROL	4,377.68
2/28/2024	24762	PIUSER STONE AND TILE, INC.	111,242.70
2/28/2024	24763	PLC SYSTEM SERVICES	26,744.00
2/28/2024	24764	SEIU LOCAL 521	16,584.13
2/28/2024	24765	STAPLES ADVANTAGE	407.92
2/28/2024	24766	STAPLES ADVANTAGE	101.72
2/28/2024	24767	STAPLES ADVANTAGE	15.75
2/28/2024	24768	STAPLES ADVANTAGE	300.17
2/28/2024	24769	STINSON STATIONERS	1,028.50
2/28/2024	24770	HD Supply Facilites Maintenance LTD	27.28
2/28/2024	24771	SYSCO FOOD SERVICES OF VENTURA INC	1,395.21
2/28/2024	24772	SYSCO FOOD SERVICES OF VENTURA INC	941.24
2/28/2024	24773	SYSCO FOOD SERVICES OF VENTURA INC	1,219.46
2/28/2024	24774	SYSCO FOOD SERVICES OF VENTURA INC	874.91
2/28/2024	24775	TEL TEC SECURITY SYSTEMS INC	2,289.48
2/28/2024	24776	TEL TEC SECURITY SYSTEMS INC	884.15
2/28/2024	24777	TRANS-WEST SECURITY SERVICES, INC.	569.14
2/28/2024	24778	NARAMA INC	480.63
2/28/2024	24779	VERIZON WIRELESS	8,417.39
2/28/2024	24780	W W GRAINGER INC	198.99
2/28/2024	24781	W W GRAINGER INC	107.65
2/28/2024	24782	W W GRAINGER INC	1,336.29
2/28/2024	24783	W W GRAINGER INC	178.37
2/28/2024	24784	W W GRAINGER INC	311.57
2/28/2024	24785	W W GRAINGER INC	29.08
2/28/2024	24786	W W GRAINGER INC	19.87
2/28/2024	24787	BRADLEY RYAN FERGON	538.32

Community Action Partnership of Kern

Check/Voucher Register

From 2/1/2024 Through 2/29/2024

Check Date	Check Number	Payee	Check Amount
2/28/2024	24788	Jamie Lujan	257.00
2/28/2024	24789	KAREN VAZQUEZ	538.32
2/28/2024	24790	REBECCA MORENO	257.00
2/28/2024	24791	ANA ROSA M SANCHEZ	4,917.54
2/28/2024	24792	MARIA ELENA CEJA	2,650.92
2/28/2024	24793	LETICIA G HERNANDEZ	9,681.06
2/28/2024	24794	OLGA ZAMAGO	1,778.22
2/28/2024	24795	PATRICIA SANCHEZ	3,668.60
2/28/2024	24796	MARTHA MENDOZA	140.00
2/28/2024	24797	MARTHA MENDOZA	423.41
2/28/2024	24798	ROSA HERRERA	1,260.00
2/28/2024	24799	ROSA HERRERA	6,813.24
2/28/2024	24800	MARIA FRANCISCA MENA	1,305.00
2/28/2024	24801	MARIA FRANCISCA MENA	7,356.51
2/28/2024	24802	YOLANDA GONZALEZ DE VARGAS	758.83
2/28/2024	24803	CATALINA RIVERA DE ESPINOZA	6,313.63
2/28/2024	24804	MARIA E CORONA HEREDIA	363.18
2/28/2024	24805	MARIA E CORONA HEREDIA	2,340.97
2/28/2024	24806	ADRIANA CEJA GONZALEZ	1,680.00
2/28/2024	24807	ADRIANA CEJA GONZALEZ	9,968.70
2/28/2024	24808	EVELYN SANCHEZ	1,197.86
2/28/2024	24809	BERTHA ALICIA QUIROA	575.48
2/28/2024	24810	MARIELA SALAZAR ORTEGA	1,197.86
2/28/2024	24811	CESILA GARCIA DIAZ	1,298.78
2/28/2024	24812	LETICIA HERNANDEZ PEREZ	1,173.24
2/28/2024	24813	ROSA M SALAZAR	552.58
2/28/2024	24814	GLORIA ISITA MEJIA	1,723.75
2/28/2024	24815	MIRIAM LOPEZ GUTIERREZ	7,608.53
2/28/2024	24816	ESMERALDA ROBLES BONILLA	2,348.82
2/28/2024	24817	MAYRA HERNANDEZ	3,443.55
2/28/2024	24818	HERMELINDA BRICENO NOH	1,548.10
2/28/2024	24819	CLAUDIA BARAJAS ROGEL	1,292.98
2/28/2024	24820	SILVIA MENDEZ URIBE	1,847.11
2/28/2024	24821	GLORIA PARRA	670.60
2/28/2024	24822	JESSISAY HERNANDEZ PARRAL	1,151.25
2/28/2024	24823	STEPHANIE VERDUGO	5,114.72
2/28/2024	24824	REYNA MOREIRA DELGADO	1,197.86
2/28/2024	24825	MA DE LOURDES GONZALEZ MENDEZ	628.55
2/28/2024	24826	MACARMEN LUCATERO	1,715.90
2/28/2024	24827	IRMA CARRIEDO DE GARCIA	1,281.56
2/28/2024	24828	YOLANDA MUNOZ	12,417.58
2/28/2024	24829	PATRICIA MUNOZ VASQUEZ	12,501.43
2/28/2024	24830	GABRIELA GARCIA DE RODRIGUEZ	7,341.80
2/28/2024	24831	BERTHA MORENO	8,400.71
2/28/2024	24832	CLAUDIA ANDREA MUNOZ	8,903.90
2/28/2024	24833	MELANEA FLERROS HIDALGO	420.00
2/28/2024	24834	MELANEA FLERROS HIDALGO	1,115.29
2/28/2024	24835	MARIBEL MEDINA VARGAS	280.00
2/28/2024	24836	MARIBEL MEDINA VARGAS	1,200.00
2/28/2024	24837	MATILDE VILLAFAN DE MARAVILLA	1,820.00
2/28/2024	24838	MATILDE VILLAFAN DE MARAVILLA	10,237.29
2/28/2024	24839	TERESA LUZ RUIZ	248.33
2/28/2024	24840	TERESA LUZ RUIZ	1,333.71
2/28/2024	24841	YADIRA CARDONA FAMILY CHILD CARE	420.00
2/28/2024	24842	YADIRA CARDONA FAMILY CHILD CARE	2,281.82

Community Action Partnership of Kern

Check/Voucher Register

From 2/1/2024 Through 2/29/2024

Check Date	Check Number	Payee	Check Amount
2/28/2024	24843	INOCENCIA SALAS ROJAS	2,866.83
2/28/2024	24844	MARIA DOLORES ARIAS	668.30
2/28/2024	24845	SUNSHINE BILINGUAL DAYCARE	7,119.85
2/28/2024	24846	ANGELICA VALIENTE DE BARRAGAN	10,125.85
2/28/2024	24847	ESPERANZA B TOBAR	890.74
2/28/2024	24848	ROSALINDA G OCHOA	12,921.72
2/28/2024	24849	Delia Irene Araujo Dominguez	7,709.25
2/28/2024	24850	ELOISA LEMUS	5,274.59
2/28/2024	24851	ROCELIA OROZCO LEMUS	4,354.68
2/28/2024	24852	VERONICA ALVAREZ	5,397.55
2/28/2024	24853	MONICA MARTINEZ	5,417.09
2/28/2024	24854	MARIA E SANCHEZ DE GOMEZ	5,867.59
2/28/2024	24855	MARTHA ISELA GALINDO	1,785.88
2/28/2024	24856	MARIA GUADALUPE CHAVEZ	3,346.73
2/28/2024	24857	CASA DE ADORACION TULARE	17,226.72
2/28/2024	24858	GLORIA PADILLA MONTES DE OCA	2,832.68
2/28/2024	24859	GUADALUPE PEREZ DOMINGUEZ	4,473.41
2/28/2024	24860	HAYDEE ESTEBAN	1,300.00
2/28/2024	24861	DOLORES SANCHEZ LOPEZ	1,838.98
2/28/2024	24862	MARIA PERLA GARCIA DE ARCIGA	3,160.87
2/28/2024	24863	ISABEL TORRES	6,456.39
2/28/2024	24864	BEATRIZ ADRIANA CARRILLO HERNANDEZ	6,567.31
2/28/2024	24865	MARIA G SANCHEZ ESCALERA	1,598.66
2/28/2024	24866	ELVIRA GAMBOA	952.39
2/28/2024	24867	BERTHA ALICIA GOMEZ	6,833.77
2/28/2024	24868	KARLA IVETTE MARTINEZ HERNANDEZ	667.03
2/28/2024	24869	ALMA AYDE GOMEZ ALVAREZ	4,862.51
2/28/2024	24870	JANET RODRIGUEZ	2,652.39
2/28/2024	24871	LUCIA MENDOZA OCHOA	5,847.45
2/28/2024	24872	Gladys Isela Rodriguez	1,613.43
2/28/2024	24873	IRIS GISELA MAGANA	8,547.02
2/28/2024	24874	NYELI GONZALEZ	1,671.40
2/28/2024	24875	Maricela Munoz Sanchez	2,989.16
2/28/2024	24876	JESSICA MICHELLE ANDRADE	5,753.71
2/28/2024	24877	ANABEL A MARTINEZ	1,932.54
2/28/2024	24878	YESICA SANCHEZ ARRIAGA	9,453.68
2/28/2024	24879	YOLANDA LIRA LEMUS	5,120.93
2/28/2024	24880	LORENA IBARRA	710.95
2/28/2024	24881	ROSAURA IBARRA OROZCO	2,832.69
2/28/2024	24882	SILVIA LETICIA SANCHEZ DE GARCIA	1,814.51
2/28/2024	24883	LOURDES DE MOYA DE CAMILO	7,799.37
2/28/2024	24884	NORMA PATRICIA AVILA MOLINA	280.00
2/28/2024	24885	NORMA PATRICIA AVILA MOLINA	1,347.03
2/28/2024	24886	YOLANDA CORTES DE MENDOZA	560.00
2/28/2024	24887	MARIA F MARTINEZ	2,638.74
2/28/2024	24887	YOLANDA CORTES DE MENDOZA	1,835.33
2/28/2024	24888	Maria Ledesma De Garcia	1,960.00
2/28/2024	24889	Maria Ledesma De Garcia	11,068.26
2/28/2024	24890	ESPERANZA TORRES	857.74
2/28/2024	24891	JUANA MORILLON GUILLEN	3,469.86
2/28/2024	24892	ANDREA GUADALUPE DIAZ	420.00
2/28/2024	24893	ANDREA GUADALUPE DIAZ	2,404.99
2/28/2024	24894	EVA RAMIREZ	943.55
2/28/2024	24895	Jessica Lucero Mendez	1,715.48

Community Action Partnership of Kern

Check/Voucher Register

From 2/1/2024 Through 2/29/2024

Check Date	Check Number	Payee	Check Amount
2/28/2024	24896	YADIRA REBOLLEDO	3,586.20
2/28/2024	24897	Karla Elizabeth Huling	3,829.41
2/28/2024	24898	NORMA PULIDO CRUZ	1,683.83
2/28/2024	24899	YAZMIN ARACELI NAVARRO HERRERA	3,556.26
2/28/2024	24900	ESPERANZA RESENDEZ	1,991.45
2/28/2024	24901	BERTHA CAMPOS	1,311.00
2/28/2024	24902	EMILY RAMIREZ - KIDS N US DAYCARE	907.66
2/28/2024	24903	MIRIAM MACIEL BARRIGA	1,934.62
2/28/2024	24904	VIRGINIA PEREZ	733.19
2/28/2024	24905	MARIA C PEREZ	1,851.04
2/28/2024	24906	SUSIE MARIA REYNA	4,571.21
2/28/2024	24907	MA L MONROY DE SEVILLA	1,868.07
2/28/2024	24908	MARIA GUADALUPE NAVARRO DE ORTIZ	560.00
2/28/2024	24909	MARIA GUADALUPE NAVARRO DE ORTIZ	1,513.13
2/28/2024	24910	ESMERALDA ALCANTARA	280.00
2/28/2024	24911	ESMERALDA ALCANTARA	336.48
2/28/2024	24912	MARIA GUADALUPE BELTRAN SALCIDO	420.00
2/28/2024	24913	MARIA GUADALUPE BELTRAN SALCIDO	2,043.67
2/28/2024	24914	MARIA C ZEPEDA DE NUNEZ	280.00
2/28/2024	24915	MARIA C ZEPEDA DE NUNEZ	1,496.16
2/28/2024	24916	SOFIA ALVAREZ DE GONZALEZ	1,820.00
2/28/2024	24917	SOFIA ALVAREZ DE GONZALEZ	5,818.10
2/28/2024	24918	MARIA Z RODRIGUEZ DE OCHOA	8,581.41
2/28/2024	24919	AUDELIA RIOS	4,594.69
2/28/2024	24920	MA DEL CARMEN GOMEZ GRANADOS	10,522.23
2/28/2024	24921	MARYPAZ MAGANA	560.00
2/28/2024	24922	MARYPAZ MAGANA	3,239.50
2/28/2024	24923	CECILIA ATAI PEREZ	1,680.00
2/28/2024	24924	CECILIA ATAI PEREZ	9,142.94
2/28/2024	24925	ERIKA L CENTENO	4,483.48
2/28/2024	24926	MARIA GARCIA	1,960.00
2/28/2024	24927	MARIA GARCIA	11,435.50
2/28/2024	24928	MA TERESA NAVA DE FRANCO	420.00
2/28/2024	24929	MA TERESA NAVA DE FRANCO	2,286.69
2/28/2024	24930	MARISOL GONZALEZ	700.00
2/28/2024	24931	MARISOL GONZALEZ	4,004.77
2/28/2024	24932	EDITH ALEJANDRA GALLEGOS	1,900.77
2/28/2024	24933	MARIBEL SANTOS GALINDO	624.93
2/28/2024	24934	MARIBEL SANTOS GALINDO	3,753.67
2/28/2024	24935	MILCA REBEKAH PEREZ	1,120.00
2/28/2024	24936	MILCA REBEKAH PEREZ	6,231.57
2/28/2024	24937	LUZ MARIA MORALES	3,537.11
2/28/2024	24938	REYNA TORRES DE CASTRO	238.24
2/28/2024	24939	REYNA TORRES DE CASTRO	1,588.07
2/28/2024	24940	PAULA LARA VALDOVINOS	9,823.93
2/28/2024	24941	SANDRA PEREZ	1,120.00
2/28/2024	24942	SANDRA PEREZ	4,613.56
2/28/2024	24943	ANA MARIA RAMIREZ MEJIA	420.00
2/28/2024	24944	ANA MARIA RAMIREZ MEJIA	2,708.61
2/28/2024	24945	JANETH REYNOSA CASILLAS	280.00
2/28/2024	24946	JANETH REYNOSA CASILLAS	1,216.68
2/28/2024	24947	MAYRA ELENA GONZALEZ MORALES	7,824.33
2/28/2024	24948	IRMA L IBARRA	13,249.25

Community Action Partnership of Kern

Check/Voucher Register

From 2/1/2024 Through 2/29/2024

Check Date	Check Number	Payee	Check Amount
2/28/2024	24949	ANDREA ESTRADA	3,121.30
2/28/2024	24950	ROSALINDA VARGAS MATA	7,042.29
2/28/2024	24951	GLAFIRA E CAMACHO DE TRUJILLO	8,509.41
2/28/2024	24952	MARTINA RANGEL	3,032.84
2/28/2024	24953	LIZET M PRECIADO MILLAN	4,574.38
2/28/2024	24954	BLANCA I CARMONA DE LUCERO	3,772.96
2/28/2024	24955	AZUCENA C ESCAMILLA-MARTINEZ	3,079.79
2/28/2024	24956	ESTHER NAVARRO	4,292.64
2/28/2024	24957	SCHYIENELL JONES	1,938.95
2/28/2024	24958	EVA DILMA VARGAS	1,020.00
2/28/2024	24959	EVA DILMA VARGAS	6,335.25
2/28/2024	24960	MARIA HAYDEE CRUZ DE SEGOVIA	3,598.24
2/28/2024	24961	YAJAIRA GUZMAN	925.52
2/28/2024	24962	LUCERO MILLAN GARCIA	925.52
2/28/2024	24963	MARIA ANGELA DIAZ	1,836.31
2/28/2024	24964	JANETH G SARABIA	2,077.20
2/28/2024	24965	ALIDA MERCADO DE GARNICA	280.00
2/28/2024	24966	ALIDA MERCADO DE GARNICA	1,256.16
2/28/2024	24967	JUDITH ADRIANA PAREDES DE QUEZADA	1,540.53
2/28/2024	24968	MARICELA CORTEZ	8,154.55
2/28/2024	24969	CECILIA ZAMORA	960.00
2/28/2024	24970	CECILIA ZAMORA	5,029.74
2/28/2024	24971	HERLINDA CHAVEZ	8,596.15
2/28/2024	24972	JANET GARCIA-ALAPIZCO	1,965.54
2/28/2024	24973	JOSE FRANCISCO ALVARADO MENDEZ	1,350.00
2/28/2024	24974	JOSE FRANCISCO ALVARADO MENDEZ	6,907.77
2/28/2024	24975	LUZ SELENE RUANO ORTEGA	3,000.70
2/28/2024	24976	MARIA G TAMAYO DE ZAMORA	2,144.20
2/28/2024	24977	MARIA GUADALUPE ZAMORA RODRIGUEZ	1,760.00
2/28/2024	24978	MARIA GUADALUPE ZAMORA RODRIGUEZ	9,008.49
2/28/2024	24979	MARYPAZ ALVARADO PEREZ	2,873.11
2/28/2024	24980	VIRGINIA FERREIRA	9,990.90
2/28/2024	24981	AMAZON CAPITAL SERVICES, INC	6,298.35
2/28/2024	24982	AMAZON CAPITAL SERVICES, INC	43.24
2/28/2024	24983	AMAZON CAPITAL SERVICES, INC	10.81
2/28/2024	24984	SYSCO FOOD SERVICES OF VENTURA INC	12,963.45
2/28/2024	24985	W W GRAINGER INC	0.00
2/28/2024	24986	ANA ROSA M SANCHEZ	4,185.90
2/28/2024	24987	Maricela Munoz Sanchez	599.19
2/28/2024	24988	THE HARTFORD PRIORITY ACCOUNTS	2,343.28
2/28/2024	24989	THE HARTFORD PRIORITY ACCOUNTS	3,521.70
2/28/2024	24990	THE HARTFORD PRIORITY ACCOUNTS	2,806.44
2/28/2024	24991	THE HARTFORD PRIORITY ACCOUNTS	7,232.95
2/28/2024	24992	AMAZON CAPITAL SERVICES, INC	8.65
2/28/2024	24993	AMAZON CAPITAL SERVICES, INC	381.26
2/28/2024	24994	AMAZON CAPITAL SERVICES, INC	0.00
2/28/2024	24995	AMAZON CAPITAL SERVICES, INC	995.00
2/28/2024	24996	AMAZON CAPITAL SERVICES, INC	1,901.08
2/28/2024	24997	AMAZON CAPITAL SERVICES, INC	717.10
2/28/2024	24998	AMAZON CAPITAL SERVICES, INC	23.48
2/28/2024	24999	AMAZON CAPITAL SERVICES, INC	145.78

Community Action Partnership of Kern

Check/Voucher Register

From 2/1/2024 Through 2/29/2024

<u>Check Date</u>	<u>Check Number</u>	<u>Payee</u>	<u>Check Amount</u>
2/28/2024	25000	AMAZON CAPITAL SERVICES, INC	15.14
2/28/2024	25001	AMAZON CAPITAL SERVICES, INC	43.28
2/28/2024	25002	AMAZON CAPITAL SERVICES, INC	526.14
2/28/2024	25003	AMAZON CAPITAL SERVICES, INC	57.18
2/28/2024	25004	AMAZON CAPITAL SERVICES, INC	878.89
2/28/2024	25005	AMAZON CAPITAL SERVICES, INC	1,951.72
2/28/2024	25006	AMAZON CAPITAL SERVICES, INC	170.04
2/28/2024	25007	AMAZON CAPITAL SERVICES, INC	58.83
2/28/2024	25008	AMAZON CAPITAL SERVICES, INC	160.18
2/28/2024	25009	AMAZON CAPITAL SERVICES, INC	11.88
2/29/2024	25421	ESPERANZA B TOBAR	0.00
2/29/2024	25736	ESPERANZA B TOBAR	<u>(420.00)</u>
Report Total			<u><u>5,782,296.37</u></u>



MEMORANDUM

To: Budget and Finance Committee

Tracy Webster

From: Tracy Webster, Chief Financial Officer

Date: April 17, 2024

Subject: *Agenda Item 4d: Goal 6 Strategic Plan 2021-2025 Update – Info Item*

Strategic Plan Goal 6 states, “Increase fiscal health and stability of the agency to properly align resources to support clients and build capacity staff.”

The Goal 6 team has been meeting regularly to discuss the key items of Goal 6 and record progress on the described activities and indicators. The Goal 6 team continues to discuss in depth the goals and sub-goals. Furthermore, the team has outlined the actions required to achieve 100% satisfaction of the goals.

Key accomplishments for Goal 6 are:

- The Finance Department continues to generate indirect funds from existing programming and develops baseline and projected targets by program. We have grown unrestricted funding capacity.
- Collaborate with Foundation to develop fundraising plans, informed by most pressing program/operational funding needs through case for support and fundraising tools.
- The CAPK Foundation’s Director has developed fundraising plans, is actively cultivating donors, prospecting, stewardship for long term support and working on Board development. The Gourmet for Good event is scheduled in June 2024.
- The Finance Department is continuing the integration of a new software system. We have had some challenges, and we are working with a vendor for solutions. We are tentatively set to roll out by July 1, 2024.

Attachment:

Goal 6 Action Plan

Mission Statement

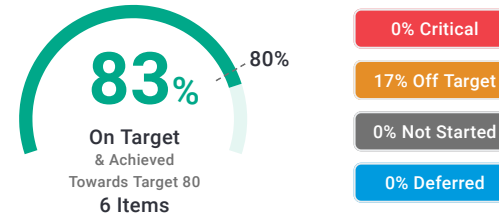
Organizational Slogan

Community Action Partnership of Kern will address underlying causes of poverty, alleviate the effects, and promote dignity and self-sufficiency in the communities we serve.

Vision Statement

We envision communities where all people have equal opportunities to achieve greater self-sufficiency and attain their version of the American Dream.

Vision Description



My Items

Item	YTD Actual
6.1: Ensure adequate staffing for successful implementation and fiscal decisionmaking.	80%
6.1.2: Enhance functionality and implementation of a human capital management platform to support workforce planning and management.	60%
6.2: Grow unrestricted funding capacity.	100%
6.3: Enhance agency administrative and operational infrastructure.	80%

Item	YTD Actual
6.3.1: Create an alignment of a deferred maintenance program among the finance and operations department.	40%
6.3.2: To support Goal 5, expand the information and technology department to support current and future needs.	100%

Tracy Webster

My Items for 2024

YTD Actual 10/01/21

12/31/25

Community Action...
As of March 12, 2024

YTD Actual 01/01/23

12/31/24

<p>Objective</p> <p>Ensure adequate staffing for successful implementation and fiscal decision making. (6.1) (Last updated: 03/12/24)</p> <p>Aligned to: #6 Fiscal Health and Stability</p>	<p>Owner</p> <p>Tracy Webster</p>	<p>Measure:</p> <p>Percent Complete</p>	<p>80%</p> <p>YTD Actual</p>	<p>0%</p> <p>10/01/21</p>	<p>YTD Target: 56.8%</p>	<p>12/31/25</p>
<p>Activity</p> <p>Enhance functionality and implementation of a human capital management platform to support workforce planning and management. (6.1.2) (Last updated: 03/12/24)</p>	<p>Owner</p> <p>Tracy Webster</p>	<p>Measure:</p> <p>Percent Complete</p>	<p>60%</p> <p>YTD Actual</p>	<p>0%</p> <p>10/01/21</p>	<p>YTD Target: 58.1%</p>	<p>12/31/25</p>
<p>Objective</p> <p>Grow unrestricted funding capacity. (6.2) (Last updated: 05/22/23)</p> <p>Aligned to: #6 Fiscal Health and Stability</p>	<p>Owner</p> <p>Tracy Webster</p>	<p>Measure:</p> <p>Percent Complete</p>	<p>100%</p> <p>YTD Actual</p>	<p>0%</p> <p>01/01/23</p>	<p>YTD Target: 56.8%</p>	<p>12/31/24</p>
<p>Objective</p> <p>Enhance agency administrative and operational infrastructure. (6.3) (Last updated: 03/12/24)</p> <p>Aligned to: #6 Fiscal Health and Stability</p> <p>Last comment: Scheduled implementation for SageIntacct is March 1, 2024. (02/05/24)</p>	<p>Owner</p> <p>Tracy Webster</p>	<p>Measure:</p> <p>Percent Complete</p>	<p>80%</p> <p>YTD Actual</p>	<p>0%</p> <p>01/01/23</p>	<p>YTD Target: 56.8%</p>	<p>12/31/24</p>
<p>Activity</p> <p>Create an alignment of a deferred maintenance program among the finance and operations department. (6.3.1) (Last updated: 03/12/24)</p>	<p>Owner</p> <p>Tracy Webster</p>	<p>Measure:</p> <p>Percent Complete</p>	<p>40%</p>	<p>0%</p>	<p>YTD Target: 58.1%</p>	<p>100%</p>
<p>Activity</p> <p>To support Goal 5, expand the information and technology department to support current and future needs. (6.3.2) (Last updated: 03/12/24)</p>	<p>Owner</p> <p>Tracy Webster</p>	<p>Measure:</p> <p>Percent Complete</p>	<p>100%</p>	<p>0%</p>	<p>YTD Target: 58.1%</p>	<p>100%</p>

Tracy Webster Contributing to for 2024

Community Action...
As of March 12, 2024

Activity

Advance implementation of position control to align staff hiring with strategic needs and financial resources of the organization and ensure effective workforce management. (6.1.1) (Last updated: 03/12/24)

Owner

Measure:

Percent Complete

60%

0%



YTD Target: 56.8%