



DATE	March 12, 2024
TIME	12:00 pm
LOCATION	CAPK Administrative Office 1300 18 <sup>th</sup> St., 3 <sup>rd</sup> Floor Bakersfield, CA 93301

## Budget & Finance Committee Agenda Minutes

### 1. Call to Order

### 2. Roll Call

Michelle Jara Rangel  
Denise Boshers

Mia Cifuentes  
Fatima Echeverria

### 3. Public Comments

*The public may address the Committee on items not on the agenda but under the jurisdiction of the Committee. Speakers are limited to 3 minutes. If more than one person wishes to address the same topic, the total group time for the topic will be 10 minutes. Please state your name before making your presentation.*

### 4. New Business

- a. Head Start / Early Head Start Budget to Actual Reports for January 31, 2024 - **Info Item**
  - 1. Head Start Budget to Actual for the Period Ended January 31, 2024
  - 2. Early Head Start Budget to Actual for the Period Ended January 31, 2024 **(p. 2-9)**Tracy Webster, Chief Financial Officer  
Louis Rodriguez, Head Start Finance Administrator
- b. Check Signing Policy – **Action Item (p. 10-11)** Tracy Webster, Chief Financial Officer
- c. January 2024 Financial Reports – **Action Item (p. 12-78)** Tracy Webster, Chief Financial Officer


### 5. Committee Member Comments

### 6. Next Scheduled Meeting

Budget & Finance Committee Meeting  
Wednesday, April 17, 2024  
1300 18<sup>th</sup> St., 3<sup>rd</sup> Floor, Executive Conference Room  
Bakersfield, CA 93301

### 7. Adjournment

*This is to certify that this Agenda Notice was posted in the lobby of the CAPK Administrative Office at 1300 18<sup>th</sup> St. Bakersfield, CA and online at [www.capk.org](http://www.capk.org) by 12:00 pm, March 7, 2024, by Glyniel Campbell, Administrative Coordinator.*



## MEMORANDUM

To: Budget and Finance Committee

From: Tracy Webster, CFO/ Louis Rodriguez, Finance Administrator

Date: March 12, 2024

Subject: *Agenda Item 4a*: Head Start Budget to Actual Report for the period ended January 31, 2024 – **Info Item**

---

The Office of Head Start has awarded CAPK the full amount of its Head Start and Early Head Start grant for a five-year budget period, the fifth-year budget period is March 1, 2023, through February 29, 2024.

The following are highlights of the Head Start Budget to Actual Report for the period of March 1, 2023, through January 31, 2024. Eleven months (91.7%) of the 12-month budget period have elapsed.

### **Base Funds**

Overall expenditures are 76% of the budget.

### **Training & Technical Assistance Funds**

Overall expenditures are 100% of the budget.

### **Carryover Funds**

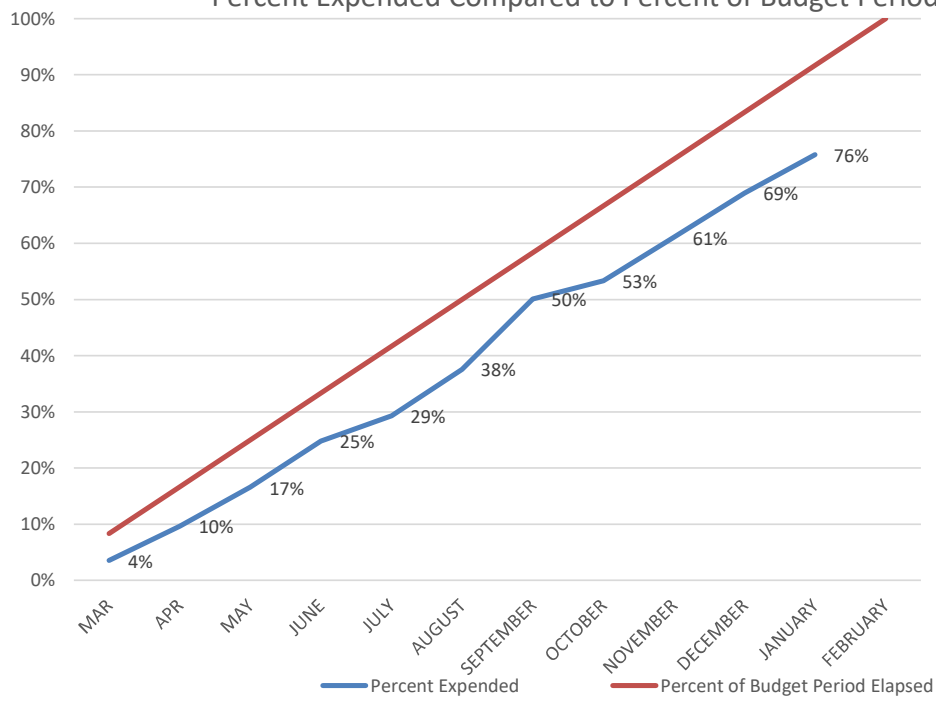
Overall expenditures are 55% of the budget.

### **Non-Federal Share (Head Start and Early Head Start combined)**

The non-Federal share is at 102% of the budget.



Head Start  
Percent Expended Compared to Percent of Budget Period Elapsed





## MEMORANDUM

To: Budget and Finance Committee

From: Tracy Webster, CFO / Louis Rodriguez, Finance Administrator

Date: March 12, 2024

Subject: *Agenda Item 4a*: Early Head Start Budget to Actual Report for the period ended January 31, 2024 – **Info Item**

---

The Office of Head Start has awarded CAPK the full amount of its Head Start and Early Head Start grant for a five-year budget period, the fifth-year budget period is March 1, 2023, through February 29, 2024.

The following are highlights of the Early Head Start Budget to Actual Report for the period of March 1, 2023, through January 31, 2024. Eleven months (91.7%) of the 12-month budget period have elapsed.

### **Base Funds**

Overall expenditures are 76% of the budget.

### **Training & Technical Assistance Funds**

Overall expenditures are 83% of the budget.

### **Carryover Funds**

Overall expenditures are 47% of the budget.

**Community Action Partnership of Kern**  
**Early Head Start**  
**Budget to Actual Report**  
*Budget Period: March 1, 2023 - February 29, 2024*  
*Report Period: March 1, 2023 - January 31, 2024*  
 Month 11 of 12 (91.7%)

Prepared 03/06/2024

<b>BASE FUNDS</b>	<b>BUDGET</b>	<b>ACTUAL</b>	<b>REMAINING</b>	<b>% SPENT</b>	<b>% REMAINING</b>
PERSONNEL	8,889,652	7,502,190	1,387,462	84%	16%
FRINGE BENEFITS	2,516,917	2,101,515	415,402	83%	17%
TRAVEL	50,000	34,040	15,960	68%	32%
EQUIPMENT	-	-	-		
SUPPLIES	1,205,123	702,661	502,462	58%	42%
CONTRACTUAL	1,091,221	770,772	320,449	71%	29%
CONSTRUCTION	-	-	-		
OTHER	3,374,545	1,828,281	1,546,264	54%	46%
INDIRECT	1,665,883	1,317,986	347,897	79%	21%
<b>TOTAL BASE FUNDING</b>	<b>18,793,341</b>	<b>14,257,445</b>	<b>4,535,896</b>	<b>76%</b>	<b>24%</b>

**TRAINING & TECHNICAL ASSISTANCE**

PERSONNEL	-	-	-		
FRINGE BENEFITS	-	-	-		
TRAVEL	44,192	44,192	-	100%	0%
SUPPLIES	30,013	24,822	5,191	83%	17%
CONTRACTUAL	26,080	26,080	-	100%	0%
OTHER	212,393	162,225	50,168	76%	24%
INDIRECT	31,268	27,911	3,357	89%	11%
<b>TOTAL TRAINING &amp; TECHNICAL ASSISTANCE</b>	<b>343,946</b>	<b>285,229</b>	<b>58,717</b>	<b>83%</b>	<b>17%</b>

**CARRYOVER**

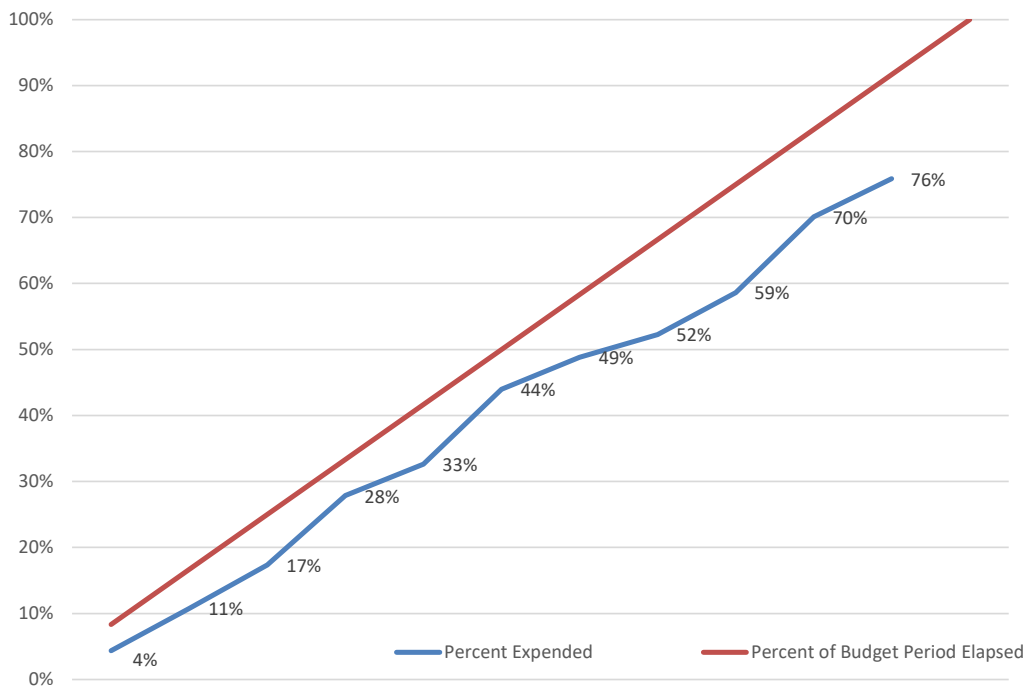
PERSONNEL	92,769	92,769	-	100%	0%
FRINGE BENEFITS	-	-	-		
TRAVEL	37,198	34,387	2,811	92%	8%
SUPPLIES	13,347	9,362	3,985	70%	30%
EQUIPMENT	100,000	44,517	55,483	45%	55%
CONSTRUCTION	700,000	209,027	490,973	30%	70%
CONTRACTUAL	1,320	1,320	-	100%	0%
OTHER	74,009	70,153	-	95%	5%
INDIRECT	23,470	23,470	-	100%	0%
<b>TOTAL CARRYOVER</b>	<b>1,042,113</b>	<b>485,006</b>	<b>553,252</b>	<b>47%</b>	<b>53%</b>

<b>GRAND TOTAL EHS FEDERAL FUNDS</b>	<b>20,179,400</b>	<b>15,027,680</b>	<b>5,147,864</b>	<b>74%</b>	<b>26%</b>
--------------------------------------	-------------------	-------------------	------------------	------------	------------

Budget reflects Notice of Award #09CH011132-05-02

Actual expenditures include posted expenditures and estimated adjustments through 01/31/2024

### Early Head Start Percent Expended Compared to Percent of Budget Period Elapsed



Community Action Partnership of Kern  
 Head Start and Early Head Start Kern  
 Year-to-Date Non-Federal Share and In-Kind Report  
 Budget Period: March 1, 2023 through February 29, 2024  
 Report for period ending January 31, 2024 (Month 11 of 12)

Percent of budget period elapsed: 91.7%

LOCATION	Enrollment	March	April	May	June	July	Aug	Sep	Oct	Nov	Dec	Jan	YTD Totals	Kern/SJC	IN-KIND GOAL	% OF GOAL MET	
Alberta Dillard	40	12,893	7,852	2,921	0	0	4,558	11,209	11,841	9,218	7,909	11,680	80,080	Kern	39,812	201%	
Alicante	20	10,979	8,866	11,664	6,824	3,926	6,449	8,729	8,579	236	0	134	66,385	Kern	19,906	333%	
Angela Martinez	60	8,111	9,756	13,679	11,828	8,960	9,410	9,088	13,238	10,278	6,545	10,748	111,640	Kern	59,718	187%	
Broadway	40	5,844	8,572	3,952	0	0	1,351	4,571	7,423	9,483	989	270	42,456	Kern	39,812	107%	
California City	20	3,962	3,239	1,327	0	0	2,248	4,947	5,964	68	7,316	151	29,222	Kern	19,906	147%	
Cleo Foran	23	6,400	5,152	6,764	7,199	3,143	2,666	4,917	1,635	5,971	7,925	4,492	56,264	Kern	22,892	246%	
Delano	76	21,579	21,523	10,293	0	0	7,807	15,898	20,443	19,877	19,431	18,085	154,935	Kern	75,643	205%	
East California	52	6,966	7,633	16,447	10,427	6,476	8,440	8,925	8,979	8,651	8,495	7,804	96,243	Kern	51,756	192%	
Fairfax	39	14,513	14,443	10,955	0	0	2,204	7,108	8,166	9,032	5,561	8,315	80,298	Kern	38,817	207%	
Fairview	0	0	0	0	0	0	0	0	0	0	0	0	0	Kern	0	0%	
Harvey L. Hall	140	15,666	14,424	13,787	14,253	12,847	14,722	12,779	9,645	13,556	10,179	4,875	136,732	Kern	139,343	98%	
Heritage	20	6,419	4,447	3,094	0	0	1,064	3,271	3,535	3,532	2,775	0	28,137	Kern	19,906	141%	
Home Base	152	13,671	16,943	9,226	8,582	8,412	14,055	13,222	9,432	8,011	4,912	272	106,738	Kern	75,643	141%	
Lamont	20	6,800	7,113	3,715	0	0	3,913	8,049	8,222	2,452	6,008	0	46,273	Kern	19,906	232%	
Martha J. Morgan	71	18,212	18,278	16,909	13,241	10,398	12,436	13,568	10,201	11,068	7,550	334	132,194	Kern	70,667	187%	
McFarland	20	18,674	14,207	11,433	0	0	2,580	8,259	9,590	8,582	0	249	73,574	Kern	19,906	370%	
Mojave	20	2,344	954	100	0	0	2,425	2,111	2,927	3,553	4,357	106	18,878	Kern	19,906	95%	
Oasis	45	14,048	12,295	9,215	0	0	653	9,110	7,828	6,335	8,154	57	67,694	Kern	44,789	151%	
Pete H. Parra	128	28,157	26,760	31,534	19,623	17,803	24,504	26,857	33,710	14,794	22,123	414	246,280	Kern	127,399	193%	
Planz	0	0	0	0	0	0	0	0	0	0	0	0	0	Kern	0	0%	
Primeros Pasos	76	16,591	28,746	32,941	27,910	15,112	19,420	25,055	27,724	25,212	34,877	662	254,251	Kern	75,643	336%	
Rosamond	60	4,136	4,253	1,942	0	0	649	3,948	166	353	4,323	174	19,944	Kern	59,718	33%	
San Diego	32	8,409	6,487	4,838	5,327	4,354	4,636	5,747	6,976	5,035	3,442	272	55,523	Kern	31,850	174%	
Seibert	20	2,192	2,325	1,186	0	0	392	3,238	272	377	1,287	204	11,473	Kern	19,906	58%	
Shafter	20	5,245	3,951	2,855	4,498	1,177	2,408	3,601	1,579	1,963	2,380	166	29,824	Kern	19,906	150%	
Shafter HS/EHS	24	3,739	1,701	2,203	2,665	3,698	3,980	4,454	4,566	4,592	3,533	0	35,132	Kern	23,887	147%	
Sterling	124	17,632	14,182	16,513	14,791	16,430	18,707	19,248	23,643	22,045	6,873	407	170,472	Kern	123,418	138%	
Stockdale Head Start	60																
Sunrise Villa	20	2,987	4,203	1,784	0	0	656	3,145	2,883	2,377	0	91	18,125	Kern	19,906	91%	
Taft	60	8,550	8,852	6,946	0	0	511	3,678	7,557	4,969	2,402	40	43,505	Kern	59,718	73%	
Tehachapi	34	1,671	2,593	77	0	0	0	537	2,877	543	0	502	8,801	Kern	33,840	26%	
Vineland	20	2,263	2,062	1,834	0	0	964	836	2,295	0	813	0	11,066	Kern	19,906	56%	
Virginia	20	9,620	10,265	12,432	0	0	4,897	12,413	13,764	12,031	11,774	0	87,196	Kern	19,906	438%	
Wesley	60	21,461	17,008	14,220	0	0	4,292	6,804	7,301	3,266	9,417	0	83,770	Kern	59,718	140%	
Willow	40	10,607	9,946	6,779	0	0	2,984	5,705	12,678	12,860	8,419	85	70,064	Kern	39,812	176%	
Administrative Services		0	0	0	0	0	0	0	0	0	0	0	0	Kern/SJC	0	0%	
PC Planning		0	0	0	0	0	0	0	0	0	0	0	0	Kern/SJC	0	0%	
PC By Laws		0	0	0	0	0	0	0	0	0	0	0	0				
Governance		485	363	394	15	39	144	23	35	0	0	0	1,498	Kern	15,000	10%	
Program Services		13,559	8,991	8,585	11,830	7,588	5,257	8,302	382	7,651	972	1,775	74,892	Kern/SJC	74,265	101%	
California Street	24	5,829	6,641	6,121	4,730	4,028	6,606	7,763	9,575	10,063	10,319	5,701	77,375	SJC	39,646	195%	
Chrisman	16	4,794	4,540	2,987	946	0	0	0	0	0	0	0	13,267	SJC	26,431	50%	
Glanone	0	0	0	0	0	0	682	494	226	0	0	0	1,402	SJC	0	0%	
Kennedy	16	1,373	2,054	1,184	1,415	2,784	3,215	964	3,158	2,017	2,800	1,888	22,853	SJC	26,431	86%	
Lodi Home Base	30	8,307	13,348	14,790	11,503	11,165	14,790	12,221	11,317	7,233	9,359	4,696	118,730	SJC	24,779	479%	
Lodi UCC	30	6,058	6,624	5,855	5,632	6,573	6,682	595	7,057	6,756	5,575	4,575	61,981	SJC	49,558	125%	
Manteca Home Base	11	7,143	5,740	6,477	4,518	7,040	6,447	3,335	2,018	68	871	0	43,658	SJC	9,086	481%	
Marci Massei	24	1,924	2,680	2,838	2,834	3,187	3,315	1,869	3,074	1,775	2,346	585	26,427	SJC	39,646	67%	
St. Mary's	24	4,791	3,369	3,162	6,541	4,107	6,003	7,420	7,364	2,265	3,711	1,799	50,533	SJC	39,646	127%	
Stockton Home Base	78	9,353	11,386	11,847	13,688	11,724	15,010	12,768	12,701	14,333	15,657	10,523	138,989	SJC	64,425	216%	
Tracy Home Base	12	6,099	4,634	4,532	3,758	3,040	2,046	1,471	1,188	0	0	0	26,767	SJC	9,912	270%	
Walnut	24	3,586	3,040	3,039	4,162	5,619	5,756	4,143	5,555	3,728	3,693	3,208	45,531	SJC	39,646	115%	
<b>SUBTOTAL IN-KIND</b>	<b>1,945</b>	<b>403,643</b>	<b>392,442</b>	<b>355,378</b>	<b>218,740</b>	<b>179,630</b>	<b>261,936</b>	<b>332,394</b>	<b>359,287</b>	<b>296,213</b>	<b>275,073</b>	<b>105,332</b>	<b>3,180,070</b>	<b>0</b>	<b>1,971,337</b>	<b>161%</b>	
x																	
State General Child Care*	273,064	254,458	266,636	260,460	203,319	238,128	216,189	237,647	211,249	207,732	226,243	2,595,126	Kern	3,297,554	79%		
State Preschool*	623,046	525,600	542,386	315,917	171,560	375,128	454,961	588,144	526,245	461,074	602,357	5,186,418	Kern	6,413,658	81%		
State Migrant Child Care*	5,212	7,596	7,442	3,941	907	2,551	3,373	4,053	2,963	3,478	3,865	45,380	Kern	0	0%		
<b>SUBTOTAL CA DEPT of ED</b>	<b>901,323</b>	<b>787,654</b>	<b>816,465</b>	<b>580,318</b>	<b>375,785</b>	<b>615,807</b>	<b>674,523</b>	<b>829,843</b>	<b>740,457</b>	<b>672,284</b>	<b>832,465</b>	<b>7,826,924</b>	<b>9,711,212</b>	<b>81%</b>			
x																	
State General Child Care*	96,972	128,349	139,529	128,466	109,071	159,715	163,431	185,856	158,866	154,042	151,221	1,575,518	SJC	1,175,152	134%		
<b>SUBTOTAL CA DEPT of ED</b>	<b>96,972</b>	<b>128,349</b>	<b>139,529</b>	<b>128,466</b>	<b>109,071</b>	<b>159,715</b>	<b>163,431</b>	<b>185,856</b>	<b>158,866</b>	<b>154,042</b>	<b>151,221</b>	<b>1,575,518</b>	<b>1,175,152</b>	<b>134%</b>			
<b>GRAND TOTAL</b>	<b>1,401,938</b>	<b>1,308,445</b>	<b>1,311,372</b>	<b>927,524</b>	<b>664,486</b>	<b>1,037,458</b>	<b>1,170,348</b>	<b>1,374,986</b>	<b>1,195,536</b>	<b>1,101,399</b>	<b>1,089,018</b>	<b>12,582,512</b>	<b>12,857,701</b>	<b>98%</b>			
													<b>768,171</b>				
													<b>13,350,683</b>				



Community Action Partnership of Kern  
 Early Head Start Child Care Partnerships  
 Non-Federal Share and In-Kind Year-to-Date Report  
 Budget Period: March 1, 2023 through February 29, 2024  
 Report for period ending January 31, 2024 (Month 11 of 12)

Percent of year elapsed: 91.7%

LOCATION	FUNDED ENROLLMENT	Mar 2023	Apr 2023	May 2023	June 2023	July 2023	Aug 2023	Sept 2023	Oct 2023	Nov 2023	Dec 2023	Jan 2024	YTD Totals	IN-KIND GOAL	% OF GOAL MET
Angela Martinez	24	2,332	2,225	2,631	2,925	2,323	2,965	3,755	2,203	3,370	0	1,636	26,363	103,398	25%
Kern Community College District - BC	32	27,579	13,672	20,450	23,742	22,090	23,937	24,011	24,706	17,964	124	75	198,350	137,864	144%
KCSOS - Blanton	16	33,685	6,355	8,527	37,414	13,482	29,774	108,940	10,478	10,200	0	0	258,855	68,932	376%
Garden Pathways	11	0	166	0	0	0	0	0	136	0	0	0	302	47,391	1%
Taft College	42	49,928	44,682	45,507	38,442	18,116	23,296	21,039	22,308	20,926	0	0	284,244	180,947	157%
Escuelita Hernandez	16	57	0	0	0	0	0	0	0	0	0	0	57	68,932	0%
TBD	11	0	0	0	0	0	0	0	0	0	0	0	0	47,391	0%
Program Services		0	0	0	0	0	0	0	0	0	0	0	0		
Admin Services		0	0	0	0	0	0	0	0	0	0	0	0		
<b>GRAND TOTAL</b>	<b>152</b>	<b>113,580</b>	<b>67,100</b>	<b>77,115</b>	<b>102,524</b>	<b>56,011</b>	<b>79,971</b>	<b>157,745</b>	<b>59,830</b>	<b>52,460</b>	<b>124</b>	<b>1,711</b>	<b>768,171</b>	<b>654,854</b>	<b>117%</b>

Budget reflects Notice of Award #09CH011132-05-01



# MEMORANDUM

To: Budget & Finance Committee  
*Tracy Webster*  
 From: Tracy Webster, Chief Financial Officer  
 Date: March 20, 2024  
 Subject: *Agenda Item 4b: Board Check Signing Policy - Action Item*

**Background:**

Historically, all checks issued by CAPK have required the signature of a Board member when the dollar amount exceeds \$4,999.99 except for payroll checks which are processed through ADP. Prior to the implementation of Direct Deposit in 2020, these checks were manually signed by Board members. Presently, the CAPK Finance department obtains electronic approval for the signature of checks through Adobe sign from a board member when accounts payable checks are produced. For the most part, this is once a week. However, there are circumstances such as terminated employee checks or unusual vendor payments which require payments to be completed more than once a week.

The accounts payable department is unable to process checks unless a board member signs off on all payments for a check run.

The volume of accounts payable has significantly increased over the past six years.

Fiscal Year	Number of Payments	Amount
2017-18	11,703	\$26,901,193
2018-19	10,843	\$26,608,315
2019-20	11,331	\$30,062,811
2020-21	8,303	\$28,884,389
2021-22	9,395	\$28,574,317
2022-23	13,901	\$61,290,772
2023-24 (through December 2023)	18,815	\$81,325,820

The procurement process of the agency already follows very specific steps prior to the issuance of an invoice for payment from a vendor. Please see the following procurement threshold and authorization limits for all requisitions and purchase orders for the agency:

Amount of Purchase	Required Approvals
≤ \$9,999.99 (or \$2,000 if subject to Davis-Bacon)	Manager or higher

Amount of Purchase	Required Approvals
\$10,000 ≤ \$99,999.99	<ul style="list-style-type: none"> <li>• Administrator; or Assistant Director (≤ \$20,000); or</li> <li>• Director (≤ \$30,000); or</li> <li>• Chief Program Officer (≤ \$100,000)</li> </ul>
\$100,000 ≤ \$249,999.99	<ul style="list-style-type: none"> <li>• Chief Financial Officer (≤ \$150,000); or</li> <li>• Chief Executive Officer (≤ \$250,000); or</li> <li>• Board of Directors (&gt; \$250,000)</li> </ul>
> \$250,000 and above	<ul style="list-style-type: none"> <li>• Chief Executive Officer (≤ \$250,000); or</li> <li>• Board of Directors (&gt; \$250,000)</li> </ul>
Construction/Major Renovations over \$250,000	Chief Executive Officer and Board of Directors

The agency's Accounting and Financial Policies Manual approved in April 2022 further states:

*The Board must approve the following items regardless of threshold:*

1. *Any single item or aggregate over \$250,000, including estimated purchases from preferred vendors;
 
  - *In the event that procurement was initiated under the \$250,000 limit and later amendments to the contract would exceed this limit, additional amendments must receive Board approval;**
2. *Procurement of all audit, legal or professional services that are agency-wide in nature;*
3. *Construction contracts and/or major renovations over \$250,000 require Board approval;*
4. *If a Program or Grant has stricter limits than those set by the Agency, the Program's/Grant's guidelines must be followed.*

**Proposed Changes:**


Based on data from Wipfli, like agencies, and input from our external auditor, it has been determined that obtaining Board signatures for accounts payable checks at a given dollar amount should be removed from our Accounting and Financial Policies. The authority to spend funds is based on grant and contract allowable costs and must follow the agency's procurement guidelines.

The authorization to process payments should be based on the authority of the Chief Executive Officer and/or the Chief Financial Officer or designee to ensure expeditious payment to vendors. This change will allow for a more efficient process and reduce the likelihood of delayed payments.

Additionally, the new accounting system being implemented in March 2024, provides additional internal securities with respect to obtaining advance approval before an expenditure occurs. The system also allows for workflow approval from the Chief Executive Officer and/or the Chief Financial Officer or designee.

**Recommendation:**

Staff recommends that the Budget and Finance Committee approve the revision to Accounting and Financial Policies Manual to no longer require board signature for checks paid at any level. Accordingly, there will be no change in the procurement thresholds and authorization limits.



## BUDGET AND FINANCE COMMITTEE

MARCH 20, 2024

### FINANCIAL REPORT

#### TABLE OF CONTENTS

<u>SECTION</u>	<u>Pages (s)</u>
A. Schedule of Programs for the period March 1, 2023 through February 28, 2024	A1 - A6
B. Functional Classification by Fund	B1 - B3
C. Line of Credit Summary	C1
D. - Cash Summary as of January 31, 2024	D1
- Bank Reconciliations	D2 - D8
E. Wells Fargo Visa Summary and Statements	E1 - E25
F. Central Kitchen Budget to Actual January 31, 2024	F1
G. State Department of Education Contract - Earned Revenue	G1 - G2
H. Finance Division Monthly Report	H1
I. Financial Statements as of February 28, 2023	I1
J. Financial Statements as of January 31, 2024	J1
K. Agency-wide Budget to Actual as of January 31, 2024	K1 - K7
L. Indirect Fund Budget To Actual as of January 31, 2024	L1

**COMMUNITY ACTION PARTNERSHIP OF KERN  
 SCHEDULE OF PROGRAMS (FUNDS)  
 FOR THE PERIOD MARCH 1, 2023 THROUGH FEBRUARY 28, 2024**

PROGRAM (COMPONENT)	AMOUNT	CFDA #	GRANT NUMBER	PROGRAM YEAR	FUND#	FUNDING SOURCE
<b><u>UNRESTRICTED</u></b>						
GENERAL FUND			NOT APPLICABLE	03/01/23 - 02/28/24	501	NOT APPLICABLE
DISCRETIONARY FUND			NOT APPLICABLE	03/01/23 - 02/28/24	502	NOT APPLICABLE
FOOD BANK			NOT APPLICABLE	03/01/23 - 02/28/24	504	SHARED MAINTENANCE, MEMBERSHIP FEES, DONATIONS, ETC.
FOOD BANK EXPANSION			NOT APPLICABLE	03/01/23 - 02/28/24	505	DONATIONS
ENERGY			NOT APPLICABLE	03/01/23 - 02/28/24	524	NOT APPLICABLE
SHAFTER YOUTH CENTER			NOT APPLICABLE	03/01/23 - 02/28/24	527	DONATIONS, RENTAL INCOME
FRIENDSHIP HOUSE			NOT APPLICABLE	03/01/23 - 02/28/24	531	DONATIONS, RENTAL INCOME
EAST KERN FAMILY RESOURCE CENTER			NOT APPLICABLE	03/01/23 - 02/28/24	533	DONATIONS
OASIS FAMILY RESOURCE CENTER			NOT APPLICABLE	03/01/23 - 02/28/24	534	DONATIONS
211			NOT APPLICABLE	03/01/23 - 02/28/24	536	FEE FOR SERVICE
M STREET NAVIGATION CENTER			NOT APPLICABLE	03/01/23 - 02/28/24	541	DONATIONS
TAX ASSISTANCE			NOT APPLICABLE	03/01/23 - 02/28/24	545	DONATIONS
FUND RAISING			NOT APPLICABLE	03/01/23 - 02/28/24	595	DONATIONS
<b><u>RESTRICTED</u></b>						
EARLY HEAD START/HEAD START	39,182,883	93.600	09CH011132-05	03/01/23 - 02/28/24	108/109/117	U S DEPT OF HEALTH & HUMAN SERVICES
HUD - COORDINATED ENTRY SYSTEM	236,838	14.267	CA1799L9D042103	08/01/22 - 07/31/23	160	U S DEPT OF HOUSING AND URBAN DEVELOPMENT OFFICE OF COMMUNITY PLANNING AND DEVELOPMENT
VITA	244,868	21.009	23VITAA0166	10/01/22 - 09/30/23	149	U S DEPT OF THE TREASURY - INTERNAL REVENUE SERVICE
CSBG (COMMUNITY SERVICES BLOCK GRANT)	1,773,414	93.569	23F - 4015	01/01/23 - 12/31/23	103	U S DEPT OF HEALTH & HUMAN SERVICES - STATE OF DEPT OF COMMUNITY SERVICES AND DEVELOPMENT
LIHEAP (LOW-INCOME HOME ENERGY ASSISTANCE PROGRAM)	9,438,248 7,083,340 7,629,640	93.568 93.568 93.568	22B - 4012 23B - 5013 24B-2012	11/01/21 - 06/30/23 11/01/22 - 06/30/24 11/01/23 - 06/30/25	122-31 122-32 122-33	U S DEPT OF HEALTH & HUMAN SERVICES - STATE OF DEPT OF COMMUNITY SERVICES AND DEVELOPMENT
SLIHEAP (SUPPLEMENTAL LOW-INCOME HOME ENERGY ASSISTANCE PROGRAM)	208,133 284,366	93.568 93.568	22Q-4561 23Q-5561	09/01/22 - 06/30/23 05/01/23 - 05/31/24	122-42 122-44	U S DEPT OF HEALTH & HUMAN SERVICES - STATE OF CALIFORNIA, DEPT OF COMMUNITY SERVICES AND DEVELOPMENT
ESLIHEAP (EMERGENCY SUPPLEMENTAL LOW-INCOME HOME ENERGY ASSISTANCE PROGRAM)	5,432,583	93.568	22J-5716	04/15/23 - 05/31/25	122-43	U S DEPT OF HEALTH & HUMAN SERVICES - STATE OF CALIFORNIA, DEPT OF COMMUNITY SERVICES AND DEVELOPMENT

A1

**COMMUNITY ACTION PARTNERSHIP OF KERN  
SCHEDULE OF PROGRAMS (FUNDS)  
FOR THE PERIOD MARCH 1, 2023 THROUGH FEBRUARY 28, 2024**

PROGRAM (COMPONENT)	AMOUNT	CFDA #	GRANT NUMBER	PROGRAM YEAR	FUND#	FUNDING SOURCE
LIHEAP (LOW-INCOME HOME ENERGY ASSISTANCE PROGRAM) ARPA	9,870,655	93.568	21V-5561	08/01/21 - 09/30/23	122-41	U S DEPT OF HEALTH & HUMAN SERVICES - STATE OF CALIFORNIA, DEPT OF COMMUNITY SERVICES AND DEVELOPMENT
DOE (DEPARTMENT OF ENERGY) BIL (BIPARTISAN INFRASTRUCTURE LAW)	3,000,000	81.042	22P-7010	06/01/23 - 06/30/27	123-67	U S DEPT OF HEALTH & HUMAN SERVICES - STATE OF CALIFORNIA, DEPT OF COMMUNITY SERVICES AND DEVELOPMENT
LIHWAP (LOW INCOME HOUSEHOLD WATER ASSISTANCE PROGRAM)	537,098	93.499	21Z-9556	04/01/22 - 12/31/23	124	U S DEPT OF HEALTH & HUMAN SERVICES - STATE OF CALIFORNIA, DEPT OF COMMUNITY SERVICES AND DEVELOPMENT
GENERAL CENTER CHILD CARE	677,192 611,225	93.575	CCTR - 2058 CCTR - 3063	07/01/22 - 06/30/23 07/01/23 - 06/30/24	253	U S DEPT OF HEALTH & HUMAN SERVICES - STATE OF CALIFORNIA, DEPT OF SOCIAL SERVICES
GENERAL CENTER CHILD CARE	275,855 275,855	93.596	CCTR - 2058 CCTR - 3063	07/01/22 - 06/30/23 07/01/23 - 06/30/24	253	U S DEPT OF HEALTH & HUMAN SERVICES - STATE OF CALIFORNIA, DEPT OF SOCIAL SERVICES
MIGRANT ALTERNATIVE PAYMENT	5,643,428 5,466,652	93.575	CMAP - 2000 CMAP - 3000	07/01/22 - 06/30/23 07/01/23 - 06/30/24	261	U S DEPT OF HEALTH & HUMAN SERVICES - STATE OF CALIFORNIA, DEPT OF SOCIAL SERVICES
MIGRANT CHILD CARE	2,088	93.575	CMIG - 2004	07/01/22 - 06/30/23	250	U S DEPT OF HEALTH & HUMAN SERVICES - STATE OF CALIFORNIA, DEPT OF SOCIAL SERVICES
NEOPB CAL FRESH HEALTHY LIVING	1,816,697	10.561	19-10324 A01	10/01/22 - 09/30/23	145	U S DEPT OF AGRICULTURE - STATE OF CALIFORNIA DEPT OF PUBLIC HEALTH, NUTRITION EDUCATION AND OBESITY PREVENTION BRANCH
211 HOSPITAL PREPAREDNESS PROGRAM - EMERGENCY RESPONSE & SURGE C	10,000	93.074	659 - 2017	PENDING	186	U S DEPT OF HEALTH & HUMAN SERVICES - STATE OF CALIFORNIA, DEPT OF HEALTH SERVICES, COUNTY OF KERN, DEPT OF PUBLIC HEALTH
EFAP (EMERGENCY FOOD ASSISTANCE PROGRAM)	454,253	10.568/ .569	15 - MOU - 00118	10/01/22 - 09/30/23	105/111	U S DEPT OF AGRICULTURE - STATE OF CALIFORNIA, DEPT OF SOCIAL SERVICES
EFAP REACH AND RESILIENCY	96,159	10.568	15 - MOU - 00118	06/13/22 - 06/30/24	105-103	U S DEPT OF AGRICULTURE - STATE OF CALIFORNIA, DEPT OF SOCIAL SERVICES
EFAP REACH AND RESILIENCY Round 2	229,526	10.568	15 - MOU - 00118	07/01/23 - 06/30/25	105-105	U S DEPT OF AGRICULTURE - STATE OF CALIFORNIA, DEPT OF SOCIAL SERVICES
EFAP COMMUNITY CREDIT CORPORATION Phase 1 and 2	69,850	10.187	15 - MOU - 00118	00/00/00 - 12/31/23	105-106	U S DEPT OF AGRICULTURE - STATE OF CALIFORNIA, DEPT OF SOCIAL SERVICES
SNFMP (SENIOR FARMERS MARKET NUTRITION PROGRAM)	17,000	10.576		7/1/2020 - TBD	113	U S DEPT OF AGRICULTURE - STATE OF CALIFORNIA, DEPT OF SOCIAL SERVICES
EF&S Phase 39	50,638	97.024		4/1/2022 - 5/31/2023	114	U S DEPT OF AGRICULTURE - STATE OF CALIFORNIA, DEPT OF SOCIAL SERVICES
EF&S ARPA	156,509	97.024		7/1/2022 - 3/31/2023	114-094	U S DEPT OF AGRICULTURE - STATE OF CALIFORNIA, DEPT OF SOCIAL SERVICES

A2

**COMMUNITY ACTION PARTNERSHIP OF KERN  
SCHEDULE OF PROGRAMS (FUNDS)  
FOR THE PERIOD MARCH 1, 2023 THROUGH FEBRUARY 28, 2024**

PROGRAM (COMPONENT)	AMOUNT	CFDA #	GRANT NUMBER	PROGRAM YEAR	FUND#	FUNDING SOURCE
LOCAL FOOD PURCHASE ASSISTANCE PROGRAM (LFPA)	815,097	10.182		PENDING	131	U S DEPT OF AGRICULTURE - STATE OF CALIFORNIA, DEPT OF SOCIAL SERVICES
SAFE CAMPING - COUNTY OF KERN	1,111,036	21.027		7/1/2022 - 6/30/2023	142-000	U S DEPT OF TREASURY CORONAVIRUS STATE AND LOCAL FISCAL RECOVERY FUNDS (CSLFRF) FROM AMERICAN RESCUE PLAN, COUNTY OF KERN
CSFP (COMMODITY SUPPLEMENTAL FOOD PROGRAM)	437,459	10.565	MOU-20-6003	10/01/22 - 09/30/23	147	U S DEPT OF AGRICULTURE - STATE OF CALIFORNIA, DEPT OF SOCIAL SERVICES
CHILD AND ADULT CARE FOOD PROGRAM (CACFP) - KERN & SAN JOAQUIN	BASED ON MEALS SERVED	10.558	15 - 1248 - OJ	10/01/22 - 09/30/23	112/139	U S DEPT OF AGRICULTURE - STATE OF CALIFORNIA, DEPT OF EDUCATION
WIC (WOMEN, INFANTS & CHILDREN)	4,346,698	10.557	22 - 10236	10/01/22 - 09/30/23	115	U S DEPT OF AGRICULTURE - STATE OF CALIFORNIA, DEPT OF PUBLIC HEALTH
ASTHO VACCINE EQUITY PROJECT	575,000	93.185	00-FE-3400-01-00	05/01/22 - 06/30/23	151	US DEPARTMENT OF HEALTH AND HUMAN SERVICES / CENTERS OF DISEASE CONTROL AND PREVENTION, ASSOCIATION OF STATE AND TERRITORIAL HEALTH OFFICIALS (ASTHO)
SUPPLEMENTAL NUTRITION ASSISTANCE PROGRAM (SNAP) AKA CALFRESH PRO	107,627	10.561	22 - CF - SUB - KERN	10/01/22 - 09/30/23	164	U S DEPT OF AGRICULTURE - STATE OF CALIFORNIA, DEPT OF SOCIAL SERVICES, INFO LINE OF SAN DIEGO dba 211 SAN DIEGO
HUD COMMUNTY PROJECT FUNDING - FOOD BANK EXPANSION	3,000,000	14.251	B-22-CP-CA-0119	11/01/22 - 08/31/30	168	DEPARTMENT OF URBANK HOUSING AND DEVELOPMENT
QUALITY RATING AND IMPROVEMENT SYSTEM (QRIS) - SAN JOAQUIN	20,000	84.412	N/A	07/01/22 - 06/30/23	117-005	U.S. DEPT OF EDUCATION - STATE OF CALIFORNIA, DEPT OF EDUCATION - FIRST 5 CALIFORNIA, COUNTY OF SAN JOAQUIN, FIRST 5 SAN JOAQUIN, RACE TO THE TOP
CALCAPA DIAPER DISTRIBUTION PILOT	125,000	93.647	90EDA0009-DDDRP	10/01/23 - 04/30/25	191	U.S. DEPT OF SOCIAL SERVICES, CAL CAPA
BCSD CA SCHOOL COMMUNITY PARTNERSHIP	500,000	N/A		08/03/2022 - 06/30/2027	205	STATE OF CALIFORNIA, DEPT OF EDUCATION, BAKERSFIELD CITY SCHOOL DISTRICT (BCSD)
KCCD CERF REGIONAL CONVENER	160,000	N/A		03/06/23 - 09/30/24	208	STATE OF CALIFORNIA - EMPLOYMENT DEVELOPMENT DEPARTMENT, KERN COMMUNITY COLLEGE DISTRICT
CITY OF BAKERSFIELD - FHCC SPORTS FIELD	1,000,000	N/A	2023 - 073	07/01/2022 - 07/30/2026	231	STATE OF CALIFORNIA, DEPT OF PARKS AND RECREATION, CITY OF BAKERSFIELD
CITY OF BAKERSFIELD - CALVIP OUTREACH	225,000	N/A	2023-244	10/11/23 - 12/31/25	243	STATE OF CALIFORNIA, CORRECTIONS PLANNING AND GRANTS PROGRAMS, OFFICE OF GRANT AND LOCAL RESOURCES, CITY OF BAKERSFIELD

A3

**COMMUNITY ACTION PARTNERSHIP OF KERN  
SCHEDULE OF PROGRAMS (FUNDS)  
FOR THE PERIOD MARCH 1, 2023 THROUGH FEBRUARY 28, 2024**

PROGRAM (COMPONENT)	AMOUNT	CFDA #	GRANT NUMBER	PROGRAM YEAR	FUND#	FUNDING SOURCE
CITY OF BAKERSFIELD CALVIP	578,731	N/A	2022-199	9/21/22-12/31/25	247	STATE OF CALIFORNIA, CORRECTIONS PLANNING AND GRANTS PROGRAMS, OFFICE OF GRANT AND LOCAL RESOURCES, CITY OF BAKERSFIELD
SAN JOAQUIN COE GENERAL CHILD CARE (CCTR)	1,571,900	PO23-01122	N/A	07/01/22 - 06/30/23	248	STATE OF CALIFORNIA, DEPT OF EDUCATION - SAN JOAQUIN COUNTY OFFICE OF EDUCATION, EARLY CHILDHOOD EDUCATION
CSPP QRIS BLOCK GRANT	17,990		N/A	07/01/22 - 06/30/23	258-005	STATE OF CALIFORNIA, DEPT OF EDUCATION - KERN COUNTY SUPERINTENDENT OF SCHOOLS, KERN EARLY STARS
CDSS CHILD CARE FACILITIES	249,637	N/A	FGRT-22-IGPMRR-0828-A1	08/16/22 - 06/30/24	260	STATE OF CALIFORNIA, DEPT OF SOCIAL SERVICES
MIGRANT ALTERNATIVE PAYMENT	23,809,862 23,809,862		CMAF - 2000 CMAF - 3000	07/01/22 - 06/30/23 07/01/23 - 06/30/24	261	STATE OF CALIFORNIA, DEPT OF SOCIAL SERVICES
GENERAL CENTER CHILD CARE	3,043,423 3,043,423		CCTR - 2058 CCTR - 3063	07/01/22 - 06/30/23 07/01/23 - 06/30/24	253	STATE OF CALIFORNIA, DEPT OF SOCIAL SERVICES
CALIFORNIA STATE PRESCHOOL PROGRAM	7,153,992 7,087,664		CSPP - 2120 CSPP - 3124	07/01/22 - 06/30/23 07/01/23 - 06/30/24	258	STATE OF CALIFORNIA, DEPT OF EDUCATION
MIGRANT CHILD CARE	291,239 291,239		CMIG - 2004 CMIG - 3004	07/01/22 - 06/30/23 07/01/23 - 06/30/24	250	STATE OF CALIFORNIA, DEPT OF SOCIAL SERVICES
MIGRANT SPECIALIZED SERVICES	40,079 40,079		CMSS - 2004 CMSS - 3004	07/01/22 - 06/30/23 07/01/23 - 06/30/24	252	STATE OF CALIFORNIA, DEPT OF SOCIAL SERVICES
CAL EITC FREE TAX PREPARATION ASSISTANCE GRANT	1,466,598		21T-1015	12/01/21 - 06/30/23	234	STATE OF CALIFORNIA, DEPT OF COMMUNITY SERVICES AND DEVELOPMENT
HOME VISIT INITIATIVE (COUNTY OF KERN)	4,874,043		010 - 2023	07/01/22 - 06/30/23	270	STATE OF CALIFORNIA, DEPT OF HUMAN SERVICES, COUNTY OF KERN
POSITIVE YOUTH DEVELOPMENT SERVICES (COUNTY OF KERN)	70,000		509-2019	07/01/22 - 06/30/23	271	STATE OF CALIFORNIA, DEPT OF HUMAN SERVICES, COUNTY OF KERN
POSITIVE YOUTH DEVELOPMENT SERVICES (COUNTY OF KERN) - MEDI-CAL	311,248		012 - 2023	07/01/22 - 06/30/23	274	STATE OF CALIFORNIA, DEPT OF HUMAN SERVICES, COUNTY OF KERN
COUNTY OF KERN LOW BARRIER HOMELESS SHELTER OPERATIONAL	2,271,412		017-2020	07/01/20-06/30/21	275-000	STATE OF CALIFORNIA, DEPT OF SOCIAL SERVICES, COUNTY OF KERN

A4



**COMMUNITY ACTION PARTNERSHIP OF KERN  
SCHEDULE OF PROGRAMS (FUNDS)  
FOR THE PERIOD MARCH 1, 2023 THROUGH FEBRUARY 28, 2024**

PROGRAM (COMPONENT)	AMOUNT	CFDA #	GRANT NUMBER	PROGRAM YEAR	FUND#	FUNDING SOURCE
BAKERSFIELD KERN REGIONAL HOMELESS COLLABORATIVE HOMELESS HOUSING ASSISTANCE AND PREVENTION (HHAP)	78,000 200,000 300,000		N/A 2022-017 2023-302	10/01/20 - 09/30/23 08/01/22 - 01/31/24 05/01/23 - 06/30/26	276 276-072 276-073	STATE OF CALIFORNIA, DEPT OF SOCIAL SERVICES, BAKERSFIELD REGIONAL HOMELESS COLLABORATIVE
FOOD BANK CAPACITY PROGRAM - FOOD BANK EXPANSION	4,859,606		SGRT-22-0012	07/01/21 - 06/30/26	215-100	STATE OF CALIFORNIA, DEPT OF SOCIAL SERVICES
TAX CHECK - OFF (FOOD BANK)	13,749		15 MOU - 00118	07/01/22 - 06/30/23	216-000	STATE OF CALIFORNIA, DEPT OF SOCIAL SERVICES
STATE EMERGENCY FOOD ASSISTANCE (FOOD BANK) CAL FOOD	242,527 256,506		15 MOU - 00118 MOU-22-00118	07/01/22 - 06/30/23 07/01/23 - 06/30/24	216-087 216-087	STATE OF CALIFORNIA, DEPT OF SOCIAL SERVICES
STATE EMERGENCY FOOD ASSISTANCE (FOOD BANK) DROUGHT FOOD ASSISTANCE	339,726		MOU-22-00118	07/01/23 - 06/30/24	216-088	STATE OF CALIFORNIA, DEPT OF SOCIAL SERVICES
STATE EMERGENCY FOOD ASSISTANCE CAL FOOD ONE-TIME FUNDS	3,669,360		N/A	07/01/22 - 06/30/23	216-102	STATE OF CALIFORNIA, DEPT OF SOCIAL SERVICES
STATE EMERGENCY FOOD ASSISTANCE CAL FOOD ONE-TIME FUNDS ROUND 2	1,727,122		MOU-22-00118	07/01/23 - 04/30/26	216-104	STATE OF CALIFORNIA, DEPT OF SOCIAL SERVICES
BOARD OF STATE AND COMMUNITY CORRECTIONS WARM HAND-OFF	750,000		BSCC 1012-22	10/01/22 - 04/30/26	277	STATE OF CALIFORNIA, BOARD OF STATE AND COMMUNITY CORRECTIONS
DIFFERENTIAL RESPONSE SERVICES	240,727		N/A	07/01/22 - 06/30/23	280	STATE OF CALIFORNIA, DEPT OF SOCIAL SERVICES, COUNTY OF KERN, SUPERINTENDENT OF SCHOOLS, CHILD AND FAMILY SERVICES AGENCY, NETWORK FOR CHILDREN
FIRST 5 KERN - HELPLINE 211	90,558 93,282		2020.2.05	07/01/22 - 06/30/23 07/01/23 - 06/30/24	288	STATE OF CALIFORNIA, FIRST 5 CALIFORNIA, COUNTY OF KERN, FIRST 5 KERN
FIRST 5 KERN EAST KERN FAMILY RESOURCE CENTER	144,951 147,799		2020.2.06	07/01/22 - 06/30/23 07/01/23 - 06/30/24	281	STATE OF CALIFORNIA, FIRST 5 CALIFORNIA, COUNTY OF KERN, FIRST 5 KERN
FIRST 5 KERN - HELP ME GROW	249,281 256,718		2020.1.06	07/01/22 - 06/30/23 07/01/23 - 06/30/24	284	STATE OF CALIFORNIA, FIRST 5 CALIFORNIA, COUNTY OF KERN, FIRST 5 KERN
FIRST 5 KERN - RIDGECREST FAMILY RESOURCE CENTER	169,156 173,165		2020.2.18	07/01/22 - 06/30/23 07/01/23 - 06/30/24	286	STATE OF CALIFORNIA, FIRST 5 CALIFORNIA, COUNTY OF KERN, FIRST 5 KERN
SIERRA FOUNDATION - ASTHMA MITIGATION	500,000		N/A	08/01/20 - 05/15/23	290	STATE OF CALIFORNIA, DEPARTMENT OF HEALTH CARE SVCS, SIERRA FOUNDATION
BKRHC - HOUSING AND HOMELESS INCENTIVE PROGRAM (HHIP)	120,000		2023-001	01/01/23 - 10/31/23	291	STATE OF CALIFORNIA, DEPARTMENT OF HEALTH CARE SVCS, BAKERSFIELD KERN REGIONAL HOMELESS COLLABORATIVE
UNITED WAY STANISLAUS - CES	402,525			07/01/22 - 03/31/23	292	STATE OF CALIFORNIA, HOUSING HOMELESS ASSISTANCE AND PREVENTION, UNITED WAY OF STANISLAUS COUNTY

A5

**COMMUNITY ACTION PARTNERSHIP OF KERN  
SCHEDULE OF PROGRAMS (FUNDS)  
FOR THE PERIOD MARCH 1, 2023 THROUGH FEBRUARY 28, 2024**

PROGRAM (COMPONENT)	AMOUNT	CFDA #	GRANT NUMBER	PROGRAM YEAR	FUND#	FUNDING SOURCE
BKRHC - ENCAMPMENT RESOLUTION FUNDING	139,968		2023-307	12/01/23 - 12/30/25	293	STATE OF CALIFORNIA, CALIFORNIA INTERAGENCY COUNCIL ON HOMELESSNESS, BAKERSFIELD KERN REGIONAL HOMELESS COLLABORTIVE
COUNTY OF KERN HELPLINE 211	45,000		604-2022	07/01/22 - 06/30/23	389	COUNTY OF KERN
READY KERN	1,126		N/A	07/01/22 - 06/30/23	366	COUNTY OF KERN, FIRE DEPT - OFFICE OF EMERGENCY SERV
DAY ONE FAMILIES FUND	5,000,000		N/A	12/01/23 - 11/30/27	410	DAY ONE FAMILIES FUND
SHAFTER YOUTH CENTER - COASTAL CLEAN-UP	4,000		N/A	05/28/22 - 08/31/23	527-261	CALIFORNIA COASTAL COMMISSION, WHALE TAIL FUND GRANT
FRIENDSHIP HOUSE - COASTAL CLEAN-UP	4,000		N/A	05/28/22 - 08/31/23	531-261	CALIFORNIA COASTAL COMMISSION, WHALE TAIL FUND
FRIENDSHIP HOUSE - ALBERTSONS STEM	4,868				531-266	ALBERTSONS COMPANIES FOUNDATION
211 LA County	10,000 15,000		N/A	11/01/22 - 06/30/23 07/01/23 - 06/30/24	536-230	CALIFORNIA 211 PROVIDERS NETWORK
211 KINGS COUNTY	22,868		N/A	07/01/22 - 06/30/23	536-231	KINGS UNITED WAY
211 TULARE COUNTY	63,017		N/A	07/01/22 - 06/30/23	536-232	UNITED WAY OF TULARE COUNTY
211 STANISLAUS COUNTY	93,600		N/A	07/01/22 - 06/30/23	536-234	UNITED WAY OF STANISLAUS COUNTY
211 FRESNO AND MADERA COUNTIES	96,737		N/A	01/01/23 - 12/31/23	536-235	UNITED WAY OF FRESNO AND MADERA COUNTIES
211 MERCED & MARIPOSA	25,910		N/A	07/1/22 - 06/30/23	536-235	UNITED WAY OF MERCED & MARIPOSA COUNTIES
KAISER PERMANENTE MEDICAID REDETERMINATIONS	90,000		N/A	08/01/23 - 07/31/24	419	KAISER PERMANENTE
FEEDING AMERICA SERVICE INSIGHTS	100,000		N/A	01/01/23 - TBD	423	FEEDING AMERICA SERVICE INSIGHTS
FOOD BANK FREE FARMERS MARKET - WASCO	150,000		N/A	12/01/22 - 11/30/23	467	THE WONDERFUL COMPANY FOUNDATION
FARMWORKERS INITIATIVE	25,000		N/A	01/01/18 - TBD	456	BANK OF THE WEST
KERN FAMILY HEALTH SYSTEMS CAL AIM	PER VISIT			07/01/22 - TBD	550	KERN FAMILY HEALTH SYSTEMS

A6

**COMMUNITY ACTION PARTNERSHIP OF KERN**  
**FUNCTIONAL CLASSIFICATIONS BY FUND**  
**FISCAL YEAR 2023/24**

Abila Fund #	Fund Name	PROGRAM SERVICES				SUPPORT SERVICES	
		Education	Nutrition	Energy Conservation	Community Services	Discretionary/ Fund Raising	General & Admin
103	Community Services Block Grant (CSBG)	X	X		X		X
501	General Fund				X		X
800	GAAP Fund						X
910	Community Development Pool				X		
915	Operations Pool			X	X		X
920	Facilities Pool						X
925	Health & Nutrition Pool	X	X		X		
999	Indirect Fund						X
502	Discretionary Fund					X	
595	Fund Raising					X	
108	Early Head Start	X					
109	Head Start	X					
117	Early Head Start San Joaquin	X					
117-005	EHS San Joaquin QRIS	X					
248	San Joaquin COE General Child Care (CCTR)	X					
250	Migrant Child Care	X					
252	Migrant Specialized	X					
253	General Child Care	X					
253-005	CCTR - QRIS	X					
258	California State Preschool (CSPP)	X					
258-005	CSPP QRIS	X					
260	Child Care Facilities	X					
261	Migrant Alternative Payment	X					
262/265	Child Development Reserve	X					
270	Home Visit Initiative	X					
112	Child Care Food Program (CACFP)		X				
115	Women, Infants & Children		X				
145	NEOPB Cal Fresh		X				
139	CACFP - San Joaquin		X				
	<u>Food Bank</u>		X				
105	Emergency Food Assistance		X				
111	USDA Commodities		X				
114	Emergency Food & Shelter		X				
135	County of Kern CARES Food Delivery Program		X				
147	Commodity Supplemental Food Program		X				
175-032	CSBG Discretionary - Ridgecrest		X				
215	Food Bank Capacity Project		X				
216-000	Food Bank Tax Check-Off		X				
216-087	State Emergency Food Assistance		X				
413	Resnick Foundation		X				
422	Feeding America Senior Hunger		X				
423	Feeding America Service Insights		X				
475	Wonderful Company Food Bank Expansion		X				
485	Southern California Gas Company (Solar)		X				
461	CAFB Food Access for Farmworkers Initiative		X				
467	Wonderful Company Foundation		X				
504	Food Bank		X				
505	Food Bank - Expansion		X				

**COMMUNITY ACTION PARTNERSHIP OF KERN  
FUNCTIONAL CLASSIFICATIONS BY FUND  
FISCAL YEAR 2023/24**

Abila Fund #	Fund Name	PROGRAM SERVICES				SUPPORT SERVICES	
		Education	Nutrition	Energy Conservation	Community Services	Discretionary/ Fund Raising	General & Admin
	<u>Energy</u>						
122	Low Income Home Energy Assistance			X			
123	Dept of Energy Weatherization			X			
124	Low Income Home Water Assistance			X			
241	LIWP Solar PV Pilot			X			
245	LIWP Single Family			X			
484	DAP (Disgorgement Assistance Program)			X			
494	PG&E			X			
524	Energy			X			
	<u>VITA (Volunteer Income Tax Assistance)</u>						
149	Internal Revenue Service - VITA				X		
234	CalEITC				X		
	<u>East Kern Family Resource Center</u>						
171	Economic Empowerment				X		
280	Differential Response				X		
281	First 5 East Kern Family Resource				X		
286	First 5 Oasis Family Resource Center				X		
454	Dignity Health East Kern Health Link				X		
501-005	EKFRC: KHS Emergency Closet				X		
533	East Kern Family Resource Center				X		
534	Oasis Family Resource Center				X		
	<u>Youth Services</u>						
120	Information & Education				X		
271	Positive Youth Development Svcs				X		
274	Positive Youth Development Svcs-Medi-Cal				X		
448	Wells Fargo Foundation				X		
527	Shafter Youth Center				X		
527-068	SYC - Robotics/STEM				X		
527-260	SYC - KHS Make Bakersfield				X		
531	Friendship House Community Center				X		
531-068	FHCC - Robotics/STEM				X		
531-070	FHCC - Aggression Replacement Training				X		
531-260	FHCC - KHS Museum on the Move				X		
	<u>Homeless Services</u>						
141	ESG CARES Act Homeless Services				X		
142	County of Kern LBNC - Safe Camping				X		
160	HUD Coordinated Entry System				X		
275	County of Kern LBNC				X		
276	BKRHC HHAP				X		
278	City of Bakersfield HHAP				X		
292	United Way Stanislaus CES				X		
550	CalAIM Homeless Prevention Services				X		

**COMMUNITY ACTION PARTNERSHIP OF KERN  
FUNCTIONAL CLASSIFICATIONS BY FUND  
FISCAL YEAR 2023/24**

Abila Fund #	Fund Name	PROGRAM SERVICES				SUPPORT SERVICES	
		Education	Nutrition	Energy Conservation	Community Services	Discretionary/ Fund Raising	General & Admin
	<u>2-1-1</u>						
164	Cal Fresh				X		
186	2-1-1 Hospital Preparedness Program				X		
284	First 5 Kern Help Me Grow				X		
288	First 5 Kern 2-1-1				X		
366	ReadyKern				X		
389	County of Kern 2-1-1				X		
428	2-1-1 United Way				X		
428-240	United Way - Coordinate Entry System				X		
429	Southern CA Gas CRM Development Program				X		
430	Goodwill Industries - CA COVID-19 Call Ctr				X		
431	United Way - COVID-19 Comm Resp & Relief				X		
536-231	2-1-1: Kings County				X		
536-232	2-1-1: Tulare County				X		
536-233	2-1-1: Merced County				X		
536-234	2-1-1: Stanislaus County				X		
536-260	2-1-1: KHS Homeless Collaborative				X		
	<u>Other</u>						
151	ASTHO Vaccine Equity				X		
205	BCSD Community School Partnership Program				X		

COMMUNITY ACTION PARTNERSHIP OF KERN  
**LINE OF CREDIT ADVANCES AND REPAYMENTS**  
 FISCAL YEAR 2023/24

Date	Advance Amount	Repayment Amount	No. of Days Borrowed	Interest Expense	Interest Rate
03/31/23	n/a				
04/30/23	n/a				
05/31/23	n/a				
06/30/23	n/a				
07/31/23	n/a				
08/31/23	n/a				
09/30/23	n/a				
10/31/23	\$ 350,000	\$ 350,000	42	\$ 3,741.83	9.17000%
11/30/23	n/a				
12/31/23	n/a				
01/31/24	n/a				

Note 1: Line of Credit agreement was entered into with Wells Fargo Bank as of January 15, 2023 for \$1.5 million during January , February, July, August 2023 and will decrease to \$350,000 during March - June 2023, Sept - Dec 2023. This agreement will terminate on January 15, 2024. A varied amount decrease to better manage the cash flow need during peak months.

LINE OF CREDIT COMMITMENT FEE (Based on the daily unused amount of the line of credit calculated quarterly)

Period	No. of Days in Period	Commitment Fee	Interest Rate
12/31/22 - 3/31/23	90 days	\$ 642.01	8.69%
04/01/23 - 6/30/23	90 days	\$ 221.18	8.90%
07/01/23 - 9/30/23	90 days	\$ 718.75	8.90%
10/01/23 - 12/31/23	90 days	\$ 3,741.83	8.90%

Note 3: The interest expense and commitment fee are automatically deducted from CAPK's operating bank account at Wells Fargo Bank.

<b>COMMUNITY ACTION PARTNERSHIP OF KERN OPERATING CASH SUMMARY AS OF JANUARY 31, 2024</b>	
<b>PROGRAM (FUND)</b>	<b>CASH BALANCE</b>
CHILD AND ADULT CARE FOOD PROGRAM	(262,573.34)
HEAD START/EARLY HEAD START	1,768,481.97
<b>SUBTOTAL</b>	<b>1,505,908.63</b>
GENERAL CHILD CARE	349,380.15
MIGRANT A/P	7,895,274.30
Child Development Reserve Fund No. 1	(7,509.91)
Child Development Reserve Fund No. 2	(7,962.35)
MIGRANT CHILD CARE	102,322.48
MIGRANT SPECIALIZED SERVICES	(40,019.51)
SAN JOAQUIN COE GENERAL CHILD CARE	(393,014.53)
STATE PRESCHOOL	3,453,000.27
<b>SUBTOTAL</b>	<b>11,351,470.90</b>
COMMODITY SUPPLEMENTAL FOOD PROGRAM	(124,294.88)
EF&S	(6,725.38)
EFAP	(61,572.36)
HUD CPF Food Bank Expansion	(216,182.94)
FEEDING AMERICA SERVICE INSIGHTS	7,988.44
FOOD BANK	(269,656.93)
FOOD BANK EXPANSION	382,344.71
FOOD BANK CAPACITY PROGRAM	29,166.99
FOOD BANK - STATE	(458,517.70)
SOUTHERN CA GAS COMPANY	(20,200.96)
WONDERFUL FOOD BANK EXPANSION	1,058,257.53
WONDERFUL FOUNDATION	175,791.06
<b>SUBTOTAL</b>	<b>496,397.58</b>
ENERGY	(233,253.81)
LIHEAP	(2,131,793.16)
DOE	(757.35)
LIWHAP	(100,888.98)
PG&E	17,359.01
TRANSFER NEGATIVE BALANCE	2,449,334.29
<b>SUBTOTAL</b>	<b>0.00</b>
CENTRAL VALLEY SMALL BUSINESS DEVELOPMENT	0.00
<b>SUBTOTAL</b>	<b>0.00</b>
211	381,557.22
ARG III - Warm Handoff	(35,193.02)
BCSD CA COMMUNITY SCHOOL PARTNERSHIP (CSPP)	(86,483.67)
KCCD CERF REGIONAL CONVENOR	(32,784.67)
BKRHC HOMELESS HOUSING ASSISTANCE & PREVENTION	(54,610.02)
BKRHC-Encampment Resolution	(5,487.53)
CALAIM HOMELESS PREVENTION SERVICES	207,908.52
CAL FRESH	(17,884.49)
CALEITC	(103,286.00)
CAPK FOUNDATION	(75,373.76)
Child Care Facilities	249,637.00
COST POOLS	(35,791.13)
COUNTY OF KERN LOW BARRIER HOMELESS CENTER	(551,054.06)
CSBG	(321,193.46)
CSBG - DISCRETIONARY	0.00
DIFFERENTIAL RESPONSE	(527.59)
DIGNITY HEALTH	1,048.70
DISCRETIONARY FUND	1,344,042.16
EAST KERN FAMILY RESOURCE CENTER	46,440.77
HOMELESS SAFE CAMPING - CSLRFR (ARPA)	(134,606.39)
Day 1 Families Housing Support	(1.75)
ASTHO VACCINE EQUITY	(10,882.01)
CITY OF BAKERSFIELD CAL VIP	(17,467.94)
FIRST 5 KERN 211	(38,030.79)
FIRST 5 KERN EAST KERN FAMILY RESOURCE CENTER	(30,985.47)
FIRST 5 HELP ME GROW	(64,801.05)
FIRST 5 RIDGECREST FAMILY RESOURCE CENTER	(53,305.75)
FRIENDSHIP HOUSE	(3,972.68)
City of Bakersfield - FHCC Sports Field	(8,700.00)
City of Bkfd-Cal VIP Outreach	(9,397.98)
FUNDRAISING	275,059.44
GENERAL FUND	5,175.61
GOODWILL IND-CA State 211 COVID-19 Call Cntr Response	0.01
HOME VISIT INITIATIVE (CO OF KERN)	(565,312.81)
HUD-COORDINATED ENTRY SYSTEM	(39,673.88)
Kaiser	82,217.52
INDIRECT FUND	2,447,792.07
IRS - VITA	(10,300.72)
TAX ASSISTANCE	33,168.56
M ST NAVIGATION CENTER	28,632.80
NEOPB CAL FRESH HEALTHY LIVING	(247,749.49)
POSITIVE YOUTH DEV SVC	(12,616.88)
POSITIVE YOUTH M	(38,660.13)
SHAFTER YOUTH CENTER	35,434.73
OASIS FAMILY RESOURCE CENTER	24,032.40
CalCAPA-Diaper Distribution Pilot	(8,744.08)
SIERRA FOUNDATION - ASTHMA MITIGATION	(179.83)
UNITED WAY 211	981.55
WELLS FARGO FOUNDATION	46,933.12
WIC	(1,123,831.06)
LESS: ENERGY NEGATIVE BALANCE	(2,449,334.29)
ADD: LINE OF CREDIT	0.00
<b>SUBTOTAL</b>	<b>(978,162.20)</b>
<b>TOTAL OPERATING CASH</b>	<b>12,375,614.91</b>

## COMMUNITY ACTION PARTNERSHIP OF KERN (CAPK)

### WELLS FARGO BANK ACCOUNTS

1. Operating Account: Used to make all CAPK disbursements and for deposits of all cash receipts unless there are requirements to deposit cash to a restricted bank account.
2. Head Start Accrued Vacation: This is an interest-bearing restricted bank account that holds cash reserved for the payment of accrued vacation for Head Start and Early Head Start employees.
3. CSD Advances Account: This is an interest-bearing restricted bank account for CSBG and Energy grants. Advances on the Community Services Block Grant (CSBG), Department of Energy – Weatherization Assistance Program (DOE WAP) and Low-Income Home Energy Assistance Program (LIHEAP) grants are required to be deposited to a restricted bank account until there is an immediate need for the cash. Once the immediate need is determined, the cash is transferred to the Operating Account to make disbursements.
4. Day 1 Families Fund: This is an interest-bearing restricted bank account that is designated for funds received for the Day 1 Families Housing Fund. As the grant is expended, funds are subsequently transferred to the Operating Account.
5. Child Development Reserve #1: This is an interest-bearing restricted bank account that is required by the California Department of Education for center-based contracts, such as General Childcare (CCTR), State Preschool (CSPP) and State Migrant (CMIG) for the purpose of holding revenue earned in excess of costs. When the revenue is used, the cash is transferred to the Operating Account to make disbursements.
6. Child Development Reserve #2: This is an interest-bearing restricted bank account that is required by the California Department of Education for alternative payment contracts, such as Migrant Childcare Alternative Payment (CMAP) for the purpose of holding revenue earned in excess of costs. When the revenue is used, the cash is transferred to the Operating Account to make disbursements.
7. Head Start Facilities Fund: This is an interest-bearing restricted bank account required by the Office of Head Start to retain funds from the proceeds of sale for the Central Kitchen and Business Park North properties. These funds will be held in this restricted account and used for the construction of the new Central Kitchen.

Note: All CAPK bank accounts are with Wells Fargo Bank.





**COMMUNITY ACTION PARTNERSHIP OF KERN  
HEADSTART ACCRUED VACATION\***  
1300 18TH STREET, SUITE 200  
BAKERSFIELD, CA 93301

BANK RECONCILIATION FOR MONTH ENDING  
**January 31, 2024**

WELLS FARGO BANK, N.A.  
P. O. BOX 63020  
SAN FRANCISCO, CA 94163

ACCOUNT NO.: XXXXX-X6256

<b>BANK BALANCE ENDING:</b>	<b>01/31/24</b>	<b>1,019,231.18</b>
DEPOSITS IN TRANSIT		0.00
OUTSTANDING CHECKS		0.00
OTHER		0.00
<b>ADJUSTED BANK BALANCE:</b>	<b>01/31/24</b>	<b>1,019,231.18</b>

<b>BALANCE PER G/L</b>	<b>12/31/23</b>	<b>1,018,299.27</b>
ADD:		
DEPOSITS		0.00
INTEREST		931.91
ROUNDING ERROR		0.00
BANK ACCOUNT TRANSFER FROM GENERAL FUND		0.00
LESS:		
CHECKS		0.00
CLIENT ANALYSIS SERVICE CHARGE		0.00
BANK ACCOUNT TRANSFER TO GENERAL FUND		0.00
<b>BALANCE PER G/L</b>	<b>01/31/24</b>	<b>1,019,231.18</b>

DIFFERENCE: 0.00

\* This account changed name in March 2011 from "Discretionary Fund" to "Head Start Accrued Vacation".

PREPARED BY: Lili Solorio TITLE: Accountant DATE: 02/01/24  
APPROVED BY: *Ginny Webster* TITLE: Chief Financial Officer DATE: Feb 2, 2024

**COMMUNITY ACTION PARTNERSHIP OF KERN  
CSD ADVANCES ACCOUNT\*\***

1300 18TH STREET, SUITE 200  
BAKERSFIELD, CA 93301

BANK RECONCILIATION FOR MONTH ENDING  
**January 31, 2024**

WELLS FARGO BANK, N.A.  
P. O. BOX 63020  
SAN FRANCISCO, CA 94163

ACCOUNT NO.: XXXXX-X1095

<b>BANK BALANCE ENDING:</b>	<b>01/31/24</b>	<b>779,073.39</b>
DEPOSITS IN TRANSIT		0.00
OUTSTANDING CHECKS		0.00
OTHER		0.00
<b>ADJUSTED BANK BALANCE:</b>	<b>01/31/24</b>	<b>779,073.39</b>

<b>BALANCE PER G/L</b>	<b>12/31/23</b>	<b>16,836.36</b>
ADD:		
DEPOSITS		779,026.50
INTEREST		31.45
BANK ACCOUNT TRANSFER FROM GENERAL FUND		0.00
LESS:		
CHECKS		0.00
CLIENT ANALYSIS SERVICE CHARGE		0.00
WIRE TRANSFER		16,820.92
BANK ACCOUNT TRANSFER TO GENERAL FUND		0.00
<b>BALANCE PER G/L</b>	<b>01/31/24</b>	<b>779,073.39</b>

\* December 2009 name changed from Food Bank to DOE ARRA. DIFFERENCE: 0.00  
\*\* January 2018 name changed from DOE ARRA to CSD Advances.

PREPARED BY: Lili Solorio TITLE: Accountant DATE: 02/01/24  
APPROVED BY: *Nancy Webster* TITLE: Chief Financial Officer DATE: Feb 1, 2024

**COMMUNITY ACTION PARTNERSHIP OF KERN**  
**DAY 1 FAMILIES ACCOUNT**  
 1300 18TH STREET, SUITE 200  
 BAKERSFIELD, CA 93301

BANK RECONCILIATION FOR MONTH ENDING  
**January 31, 2024**

WELLS FARGO BANK, N.A.  
 P. O. BOX 63020  
 SAN FRANCISCO, CA 94163

ACCOUNT NO.: XXXXX-X1921

<b>BANK BALANCE ENDING:</b>	<b>01/31/24</b>	<b>5,002,960.94</b>
DEPOSITS IN TRANSIT		0.00
OUTSTANDING CHECKS		0.00
OTHER		0.00
<b>ADJUSTED BANK BALANCE</b>	<b>01/31/24</b>	<b>5,002,960.94</b>

<b>BALANCE PER GENERAL LEDGER</b>	<b>12/31/23</b>	<b>21,007.00</b>
ADD:		
DEPOSITS (Credit Card Donations & Shared Fee)		0.00
WIRE TRANSFER		5,000,000.00
PAYPAL DEPOSIT		0.00
INTEREST		2,960.94
LESS:		
APPLIED MERCHANT DEBITS		0.00
CLIENT ANALYSIS SERVICE CHARGE		17.45
BANKCARD FEES		0.00
CASH CONCENTRATION FEE		0.00
FUND TRANSFER TO GENERAL FUND		20,989.55
		0.00
<b>BALANCE PER GENERAL LEDGER:</b>	<b>01/31/24</b>	<b>5,002,960.94</b>

\* October 2009 name changed from WIC Account to CSBG ARRA Account and is now interest-bearing. Difference: 0.00

\*\* August 2010 name changed from CSBG ARRA Account to HOPE Program Account.

\*\*\* January 2018 name changed from HOPE Program Account to On-line Donations Account.

\*\*\*\* January 2024 name changed from Online Donations to Day 1 Families

PREPARED BY: Lili Solorio

TITLE: Accountant

DATE: 02/02/24

APPROVED BY: 

TITLE: Chief Financial Officer

DATE: Feb 2, 2024



**COMMUNITY ACTION PARTNERSHIP OF KERN**  
**CHILD DEVELOPMENT RESERVE #2**  
 1300 18TH STREET, SUITE 200  
 BAKERSFIELD, CA 93301

BANK RECONCILIATION FOR MONTH ENDING  
**January 31, 2024**

WELLS FARGO BANK, N.A.  
 P. O. BOX 63020  
 SAN FRANCISCO, CA 94163

ACCOUNT NO.: XXXXX-X2049

<b>BANK BALANCE ENDING:</b>	<b>01/31/24</b>	<b>97,429.90</b>
DEPOSITS IN TRANSIT		0.00
OUTSTANDING CHECKS		0.00
OTHER		0.00
<b>ADJUSTED BANK BALANCE:</b>	<b>01/31/24</b>	<b>97,429.90</b>

<b>BALANCE PER G/L</b>	<b>12/31/23</b>	<b>97,340.82</b>
ADD:		
DEPOSITS		0.00
INTEREST		89.08
BANK ACCOUNT TRANSFER FROM GENERAL FUND		0.00
LESS:		
CHECKS		0.00
CLIENT ANALYSIS SERVICE CHARGE		0.00
BANK ACCOUNT TRANSFER TO GENERAL FUND		0.00
<b>BALANCE PER G/L</b>	<b>01/31/24</b>	<b>97,429.90</b>

DIFFERENCE: 0.00

PREPARED BY: Lili Solorio TITLE: Accountant DATE: 02/02/24  
 APPROVED BY: *Marcy Webster* TITLE: Chief Financial Officer DATE: Feb 2, 2024

**COMMUNITY ACTION PARTNERSHIP OF KERN**  
**HEAD START FACILITY ACCOUNT**  
 1300 18TH STREET  
 BAKERSFIELD, CA 93301

BANK RECONCILIATION FOR MONTH ENDING  
**January 31, 2024**


WELLS FARGO BANK, N.A.  
 P. O. BOX 63020  
 SAN FRANCISCO, CA 94163

ACCOUNT NO.: XXXXX-X7297

<b>BANK BALANCE ENDING:</b>	<b>01/31/24</b>	<b>1,108,194.23</b>
DEPOSITS IN TRANSIT		0.00
OUTSTANDING CHECKS		0.00
OTHER		0.00
<b>ADJUSTED BANK BALANCE:</b>	<b>01/31/24</b>	<b>1,108,194.23</b>

<b>BALANCE PER G/L</b>	<b>12/31/23</b>	<b>1,107,180.98</b>
ADD:	DEPOSITS	0.00
	INTEREST	1,013.25
	BANK ACCOUNT TRANSFER FROM GENERAL FUND	0.00
LESS:	CHECKS	0.00
	CLIENT ANALYSIS SERVICE CHARGE	0.00
	BANK ACCOUNT TRANSFER TO GENERAL FUND	0.00
<b>BALANCE PER G/L</b>	<b>01/31/24</b>	<b>1,108,194.23</b>

DIFFERENCE: 0.00

PREPARED BY: Lili Solorio TITLE: Accountant DATE: 02/01/24  
 APPROVED BY:  TITLE: Chief Financial Officer DATE: Feb 1, 2024

**COMMUNITY ACTION PARTNERSHIP OF KERN  
WELLS FARGO VISA SUMMARY  
STATEMENTS DATED January 1, 2024 - January 31, 2024**

Cardholder	Position	Amount Charged
CAPK	Accounts Payable	\$ -
Catherine Anspach	Foundation Director of Development	3,375.57
Gloria Barbero	Administrator - EHS San Joaquin	2,721.84
Yolanda Gonzales	Director of Head Start/State Child Development Programs	5,975.65
Freddy Hernandez	Director of Youth and Community Services	8,494.58
Louis Gill	Chief Program Officer	1,412.38
Lisa McGranahan	Director of Human Resources	1,495.02
Jerry Meade	Assistant Director of Head Start/State Child Development Programs	-
Pritika Ram	Chief Business Development Officer	3,297.33
Jeremy Tobias	Chief Executive Officer	2,132.65
Emilio Wagner	Chief Facilities and Technology Officer	3,959.78
Tracy Webster	Chief Financial Officer	997.81
Rebecca Moreno	Director of Housing Support Services	4,789.93
Susana Magana	Director of Nutrition Services	1,298.07
	Total	\$ 39,950.61





Reporting Period : 12/30/2023 - 1/31/2024

**Statement Summary**

<b>Name</b>	Capk Ap	<b>Company</b>	Community Action Partnership O
<b>Account #</b>	XXXX-XXXX-XXXX-7017	<b>Currency</b>	US Dollar
<b>Reporting Period</b>	12/30/2023 - 1/31/2024		

Trans Date	Post Date	Merchant Name	Charge Codes	Approved	Receipt	Amount
Transaction Count: 0						<b>Total: 0.00</b>

\_\_\_\_\_  
**Employee Signature** **Date**

\_\_\_\_\_  
**Authorized Approver Signature** **Date**



Reporting Period : 12/30/2023 - 1/31/2024

**Statement Summary**

<b>Name</b>	Catherine Anspach	<b>Company</b>	Community Action Partnership O
<b>Account #</b>	XXXX-XXXX-XXXX-1647	<b>Currency</b>	US Dollar
<b>Reporting Period</b>	12/30/2023 - 1/31/2024		

Trans Date	Post Date	Merchant Name	Charge Codes	Approved	Receipt	Amount
1 1/8/2024	1/9/2024	Amzn Mktp Us Amzn.Com/Bill, WA		_____	_____	-80.52
Refund for bike helmets that did not arrive in time.						
<hr/>						
2 1/9/2024	1/10/2024	Los Hermanos Restaurant R Bakersfield, CA		_____	_____	54.13
Gourmet for Good Planning Committee- With Foundation Board						
<hr/>						
3 1/9/2024	1/10/2024	Smart And Final 362 Bakersfield, CA		_____	_____	13.62
Cups for Gourmet for Good Planning Committee						
<hr/>						
4 1/9/2024	1/11/2024	Vons #1969 Bakersfield, CA		_____	_____	23.76
Sodas and Ice for Planning Committee						
<hr/>						
5 1/15/2024	1/17/2024	American Air Fort Worth, TX		_____	_____	30.00
Checked Bag for Catherine Anspach. QGiv Conference.						
<hr/>						

Trans Date	Post Date	Merchant Name	Charge Codes	Approved	Receipt	Amount
6 1/16/2024	1/16/2024	Uber Trip Help.Uber.Com, CA				41.36
Uber from Airport to Hotel. Qgiv Conference.						
<hr/>						
7 1/21/2024	1/22/2024	American Air Fort Worth, TX				30.00
Checked bag for Catherine Anspach. Qgiv Conference						
<hr/>						
8 1/21/2024	1/22/2024	American Air Fort Worth, TX				30.00
Checked bag for Lara Popkin. Qgiv Conference						
<hr/>						
9 1/21/2024	1/23/2024	Hyatt Rgncy Grnd Cypress Orlando, FL				1,266.77
Hotel Stay for Lara Popkin- Room 512. Qgiv Conference						
<hr/>						
10 1/21/2024	1/23/2024	Hyatt Rgncy Grnd Cypress Orlando, FL				1,266.77
Hotel Stay for Catherine Anspach- Room 514. Qgiv Conference						
<hr/>						
11 1/22/2024	1/22/2024	Uber Trip Help.Uber.Com, CA				29.99
Uber from Hotel to Airport. QGiv Conference.						
<hr/>						

Trans Date	Post Date	Merchant Name	Charge Codes	Approved	Receipt	Amount
12 1/23/2024	1/25/2024	Office Depot #952 Bakersfield, CA				44.37
Supplies needed.						
<hr/>						
13 1/24/2024	1/25/2024	Pf Changs #9817 Olo 111-111-1111 CA				487.13
Food for January 23rd Foundation Board Meeting.						
<hr/>						
14 1/25/2024	1/25/2024	Logcabinflorist.Com Httpslogcabin, CA				28.09
Bow for EKFRS Ribbon Cutting						
<hr/>						
15 1/25/2024	1/29/2024	Moo Creamery Bakersfield, CA				51.27
Lunch Meeting with Vice Chair of the Foundation						
<hr/>						
16 1/27/2024	1/29/2024	Dollar Tree Bakersfield, CA				26.89
Napkins and trays for East Kern Ribbon Cutting						
<hr/>						
17 1/28/2024	1/30/2024	Albertsons #3129 Bakersfield, CA				31.94
Fruit for East Kern Ribbon Cutting						
<hr/>						

---

Transaction Count: 17

**Total: 3,375.57**

---

**Employee Signature**

**Date**

---

**Authorized Approver Signature**

**Date**



Reporting Period : 12/30/2023 - 1/31/2024

**Statement Summary**

Name	Account #	Reporting Period	Post Date	Merchant Name	Charge Codes	Company	Currency	Approved	Receipt	Amount
Gloria Barbero	XXXX-XXXX-XXXX-7058	12/30/2023 - 1/31/2024	1/17/2024	United United.Com, TX		Community Action Partnership O	US Dollar			629.08
Travel Ticket for Maria Duarte to attend the Head Start Association Annual Conference (HSA).										
			1/17/2024	1/19/2024	Long Beach Hilton 562-9833400, CA					278.20
Deposit for Hotel stay at the Hilton Hotel & Resorts for Maria Duarte attending the Head Start Association Conference in Long Beach, CA.										
			1/17/2024	1/19/2024	Long Beach Hilton 562-9833400, CA					278.20
Deposit for Hotel stay at the Hilton Hotel & Resorts for Patricia Mexicano attending the Head Start Association Conference in Long Beach, CA.										
			1/17/2024	1/19/2024	United United.Com, TX					629.08
Travel Ticket for Patricia Mexicano to attend the Head Start Association Annual Conference (HSA).										

Trans Date	Post Date	Merchant Name	Charge Codes	Approved	Receipt	Amount
5	1/17/2024	1/19/2024 Long Beach Hilton 562-9833400, CA				278.20
Deposit for Hotel stay at the Hilton Hotel & Resorts for Gloria Barbero attending the Head Start Association Conference in Long Beach, CA.						
<hr/>						
6	1/17/2024	1/19/2024 United United.Com, TX				629.08
Travel Ticket for Gloria Barbero to attend the Head Start Association Annual Conference (HSA).						
<hr/>						
						Transaction Count: 6
						<b>Total: 2,721.84</b>

**Employee Signature** \_\_\_\_\_ **Date** \_\_\_\_\_ **Authorized Approver Signature** \_\_\_\_\_ **Date** \_\_\_\_\_



Reporting Period : 12/30/2023 - 1/31/2024

**Statement Summary**

<b>Name</b>	Yolanda Gonzales	<b>Company</b>	Community Action Partnership O
<b>Account #</b>	XXXX-XXXX-XXXX-7009	<b>Currency</b>	US Dollar
<b>Reporting Period</b>	12/30/2023 - 1/31/2024		

Trans Date	Post Date	Merchant Name	Charge Codes	Approved	Receipt	Amount
1 1/5/2024	1/8/2024	National Head Start Asso 703-739-0875, VA				699.00
Registration for NHSA Winter Leadership Institute, Crystal City, 1/22-1/25/24- Elsa N. 108@20%=\$139.80/109@80%=\$559.20						
2 1/6/2024	1/8/2024	American Air Fort Worth, TX				617.20
Travel-AA Flight for NHSA Winter Leadership Institute, Crystal City, VA 1/22- 1/25/24- Elsa N. 108@20%=\$123.44/109@80%=\$493.76						
3 1/11/2024	1/15/2024	Long Beach Hilton 562-9833400, CA				278.20
Travel-Lodging for HSCA Parent & Family Engagement Conf. in Long Beach, CA 2/26-2/27/24-Sylvia O. 108@20%=\$55.64/109@80%=\$222.56						
4 1/11/2024	1/15/2024	Long Beach Hilton 562-9833400, CA				278.20
Travel-Lodging for HSCA Parent & Family Engagement Conf. in Long Beach, CA 2/26-2/27/24-Elsa N.108@20%=\$55.64/109@80%=\$222.56						



Trans Date	Post Date	Merchant Name	Charge Codes	Approved	Receipt	Amount
5 1/11/2024	1/15/2024	Long Beach Hilton 562-9833400, CA				278.20
Travel-Lodging for HSCA Parent & Family Engagement Conf. in Long Beach, CA 2/26-2/27/24- Yolanda G. 108@17%=\$47.29/109@68%=\$189.18/117@15%=\$41.73						
6 1/12/2024	1/15/2024	Hilton Advpurch8002367113 800-2367113, TN				828.24
Travel-- Lodging for R9HSA Strategies for HS Agencies in a Changing Landscape in Sacramento, CA 1/30-1/31/24- Yolanda G. 108@17%=\$140.80/109@68%=\$563.20/117@15%=\$124.24						
7 1/12/2024	1/15/2024	Hilton Advpurch8002367113 800-2367113, TN				828.24
Travel-- Lodging for R9HSA Strategies for HS Agencies in a Changing Landscape, Sacramento, CA 1/30-1/31/24- Sylvia O. 108@20%=\$165.65/109@80%=\$662.59						
8 1/12/2024	1/15/2024	Hilton Advpurch8002367113 800-2367113, TN				583.53
Travel-- Lodging for R9HSA Strategies for HS Agencies in a Changing Landscape, Sacramento, CA 1/30-1/31/24- Jerry Meade 108@20%=\$116.71/109@80%=\$466.82						
9 1/19/2024	1/22/2024	Target 00025247 Bakersfield, CA				43.28
Office Supplies for Yolanda Gonzales- 108@17%=\$7.36/109@68%=\$29.43/117@15%=\$6.49						

Trans Date	Post Date	Merchant Name	Charge Codes	Approved	Receipt	Amount
10	1/26/2024	1/29/2024	Hyatt Regency Crystal Ci 7034181234, VA			1,228.86
Travel- Lodging for NHSA Winter Leadership Institute in Crystal City, VA 1/22-1/25/24 -Elsa N 108@20%=\$245.77/109@80%=\$983.09						
<hr/>						
11	1/26/2024	1/29/2024	Hyatt Regency Crystal Ci 7034181234, VA			373.57
Travel- Lodging for NHSA Winter Leadership Institute in Crystal City, VA 1/22-1/25/24 -Yolanda G. 108@17=\$63.51/109@68%=\$254.03/117@15=\$56.03						
<hr/>						
12	1/27/2024	1/29/2024	Hyatt Regency Crystal Ci 7034181234, VA			-60.87
Refund-Travel Lodging for NHSA Winter Leadership Institute in Crystal City, VA 1/22-1/25/24 -Yolanda G. 108@17%=\$10.35/109@68%=\$41.39/117@15%=\$9.13						
<hr/>						

Transaction Count: 12  
**Total: 5,975.65**

\_\_\_\_\_  
**Employee Signature** **Date**

\_\_\_\_\_  
**Authorized Approver Signature** **Date**



Reporting Period : 12/30/2023 - 1/31/2024

**Statement Summary**

<b>Name</b>	Freddy Hernandez	<b>Company</b>	Community Action Partnership O
<b>Account #</b>	XXXX-XXXX-XXXX-8850	<b>Currency</b>	US Dollar
<b>Reporting Period</b>	12/30/2023 - 1/31/2024		

Trans Date	Post Date	Merchant Name	Charge Codes	Approved	Receipt	Amount
1 1/5/2024	1/8/2024	Fs *archenergy 877-3278914, CA				1,000.00
Youth & Community Services - Rem Software purchase needed for DOE contract						
<hr/>						
2 1/6/2024	1/9/2024	Jerrys Pizza And Pub Bakersfield, CA				175.41
VITA Volunteer Training Lunch 1/6/24						
<hr/>						
3 1/13/2024	1/15/2024	La Flor Mercado 661-204-4705, CA				275.57
VITA-Volunteer Training Lunch 1/13/24						
<hr/>						
4 1/13/2024	1/15/2024	Holiday Inn Express 9169231100, CA				826.42
Lodging for Christopher Ortega; January 9-12, 2024 Training - Sacramento, CA (DOE BIL WAP Contract)						
<hr/>						
5 1/13/2024	1/15/2024	Holiday Inn Express 9169231100, CA				776.42
Lodging for Lon Anderson; January 9-12, 2024 Training - Sacramento, CA (DOE BIL WAP Contract)						
<hr/>						

Trans Date	Post Date	Merchant Name	Charge Codes	Approved	Receipt	Amount
6 1/16/2024	1/17/2024	Smiths Bakeries Inc Bakersfield, CA				118.44
EKFRC Ribbon Cutting Ceremony Supplies						
<hr/>						
7 1/16/2024	1/17/2024	Smart And Final 326 Bakersfield, CA				14.99
EKFRC Ribbon Cutting Ceremony Supplies						
<hr/>						
8 1/18/2024	1/19/2024	Suncoast Hotel & Casino 7023677111, NV				-180.80
Lodging Refund for Wilfredo Cruz NCAP 2024 Management & Leadership Training Conference						
<hr/>						
9 1/18/2024	1/22/2024	Hilton Advpurch8002367113 800-2367113, TN				614.04
Lodging for Andres Gonzalez; February 13-16, 2024 Training - Chico, CA (DOE BIL WAP Contract)						
<hr/>						
10 1/18/2024	1/22/2024	Hilton Advpurch8002367113 800-2367113, TN				614.04
Lodging for Michael Gage; February 13-16, 2024 Training - Chico, CA (DOE BIL WAP Contract)						
<hr/>						
11 1/18/2024	1/22/2024	Hilton Advpurch8002367113 800-2367113, TN				614.04
Lodging for Gary Steves; February 13-16, 2024 Training - Chico, CA (DOE BIL WAP Contract)						
<hr/>						

Trans Date	Post Date	Merchant Name	Charge Codes	Approved	Receipt	Amount
12 1/19/2024	1/19/2024	Ep* Past To Present: C Expopass.Com, IL				597.00
Registration for Freddy Hernandez, Wilfredo Cruz, and Jacquelin Guerra Legislative Day 2024						
13 1/25/2024	1/26/2024	Hotelbookingservfee 8007279059, UT				15.99
Lodging for Wilfredo Cruz NCAP 2024 Management & Leadership Training Conference						
14 1/26/2024	1/29/2024	Dunkin #357749 Bakersfield, CA				91.23
CalEITC Media Event/VITA						
15 1/26/2024	1/29/2024	Rescntr*red Rock Casin 800-774-2354, CT				2,907.40
Lodging for Wilfredo Cruz NCAP 2024 Management & Leadership Training Conference						
16 1/29/2024	1/31/2024	Foodmaxx #413 Baker Bakersfield, CA				34.39
EKFRS Ribbon Cutting Ceremony Supplies						

Transaction Count: 16

**Total: 8,494.58**

\_\_\_\_\_  
Employee Signature

\_\_\_\_\_  
Date

\_\_\_\_\_  
Authorized Approver Signature

\_\_\_\_\_  
Date



Reporting Period : 12/30/2023 - 1/31/2024

**Statement Summary**

<b>Name</b>	Louis Gill	<b>Company</b>	Community Action Partnership O
<b>Account #</b>	XXXX-XXXX-XXXX-6829	<b>Currency</b>	US Dollar
<b>Reporting Period</b>	12/30/2023 - 1/31/2024		

Trans Date	Post Date	Merchant Name	Charge Codes	Approved	Receipt	Amount
1 1/9/2024	1/10/2024	Fredpryor Careertrack 800-5563012, KS		_____	_____	99.00
Registration for Sara Elias to attend the Live Online Seminar Fred Pryor Seminars Grammar & Proofreading 1/23/24						
<hr/>						
2 1/17/2024	1/19/2024	Too Fat Sandwich Shop 877-8144102, CA		_____	_____	72.10
Lunch for the PRE meeting January 17, 2024						
<hr/>						
3 1/19/2024	1/19/2024	Ep* Past To Present: C Expopass.Com, IL		_____	_____	199.00
Registration for Louis Gill to attend the 2024 CalCAPA Legislative Day April/May 2024						
<hr/>						
4 1/20/2024	1/22/2024	American Ai 800-433-7300, TX		_____	_____	30.00
Airfare/Baggage fee for Louis Gill's first day of travel to attend the NHSA Winter Leadership Institute January 21-25, 2024 in Crystal City, Virginia						
<hr/>						

Trans Date	Post Date	Merchant Name	Charge Codes	Approved	Receipt	Amount
5 1/24/2024	1/26/2024	American Ai 800-433-7300, TX				30.00
Airfare/Baggage fee for Louis Gill's return from the NHSA Winter Leadership Institute January 21-25, 2024 in Crystal City, Virginia						
6 1/25/2024	1/29/2024	Hyatt Regency Crystal Ci Arlington, VA				983.69
Lodging for Louis Gill to attend the NHSA Winter Leadership Institute January 21-25, 2024 in Crystal City, Virginia						
7 1/26/2024	1/29/2024	Hyatt Regency Crystal Ci 7034181234, VA				-51.41
Lodging refund adjustment for Louis Gill to attend the NHSA Winter Leadership Institute January 21-25, 2024 in Crystal City, Virginia						
8 1/26/2024	1/29/2024	Rps Bakersfield Bakersfield, CA				50.00
Parking paid at the airport for Louis Gill to attend the NHSA Winter Leadership Institute January 21-25, 2024 in Crystal City, Virginia						

Transaction Count: 8

**Total: 1,412.38**

\_\_\_\_\_  
Employee Signature Date

\_\_\_\_\_  
Authorized Approver Signature Date



Reporting Period : 12/30/2023 - 1/31/2024

**Statement Summary**

<b>Name</b>	Lisa McGranahan	<b>Company</b>	Community Action Partnership O
<b>Account #</b>	XXXX-XXXX-XXXX-9914	<b>Currency</b>	US Dollar
<b>Reporting Period</b>	12/30/2023 - 1/31/2024		

Trans Date	Post Date	Merchant Name	Charge Codes	Approved	Receipt	Amount
1 1/10/2024	1/11/2024	Bonnies Best Cafe Bakersfield, CA		_____	_____	128.80
Bonnies Best Cafe-Personal Committee Meeting						
<hr/>						
2 1/10/2024	1/12/2024	Biometrics4all Inc 714-568-9888, CA		_____	_____	21.75
Relay Fees for running New Hire Fingerprints Invoice Period 12/01/2023-12/31/2023 Invoice Date 1/01/2024						
<hr/>						
3 1/12/2024	1/15/2024	Frugattis Italian Eatery Bakersfield, CA		_____	_____	320.00
HR Staff Development Training						
<hr/>						
4 1/15/2024	1/17/2024	Safety Holdings 888-9472622, NM		_____	_____	1,024.47
Driver Monitoring Services						
<hr/>						

Transaction Count: 4  
**Total: 1,495.02**

\_\_\_\_\_  
**Employee Signature**

\_\_\_\_\_  
**Date**

\_\_\_\_\_  
**Authorized Approver Signature**

\_\_\_\_\_  
**Date**





Reporting Period : 12/30/2023 - 1/31/2024

**Statement Summary**

<b>Name</b>	Jerry Meade	<b>Company</b>	Community Action Partnership O
<b>Account #</b>	XXXX-XXXX-XXXX-8086	<b>Currency</b>	US Dollar
<b>Reporting Period</b>	12/30/2023 - 1/31/2024		

Trans Date	Post Date	Merchant Name	Charge Codes	Approved	Receipt	Amount
Transaction Count: 0						<b>Total: 0.00</b>

\_\_\_\_\_  
**Employee Signature** **Date**

\_\_\_\_\_  
**Authorized Approver Signature** **Date**



Reporting Period : 12/30/2023 - 1/31/2024

**Statement Summary**

<b>Name</b>	Pritika Ram	<b>Company</b>	Community Action Partnership O
<b>Account #</b>	XXXX-XXXX-XXXX-7074	<b>Currency</b>	US Dollar
<b>Reporting Period</b>	12/30/2023 - 1/31/2024		

Trans Date	Post Date	Merchant Name	Charge Codes	Approved	Receipt	Amount
1 1/1/2024	1/2/2024	Stk*shutterstock 866-6633954, NY		_____	_____	29.00
Monthly Subscription fee for stock photos						
<hr/>						
2 1/3/2024	1/4/2024	Sq *flame & Skewers Gosq.Com, CA		_____	_____	82.46
Lunch meeting - 2024 Staff Development Planning Meeting						
<hr/>						
3 1/3/2024	1/8/2024	Edreams Us -, FL		_____	_____	185.72
Airline ticket for Vanessa Mendoza to fly from Burbank, CA to Las Vegas, NV for NCAP Management & Leadership Conference.						
<hr/>						
4 1/8/2024	1/10/2024	Office Depot #952 800-463-3768, CA		_____	_____	48.69
Card Stock Paper needed urgently for project.						
<hr/>						
5 1/16/2024	1/16/2024	Facebk 4t5jkw3wa2 650-5434800, CA		_____	_____	175.00
Facebook Ad for LIHWAP Program						
<hr/>						

Trans Date	Post Date	Merchant Name	Charge Codes	Approved	Receipt	Amount
6	1/18/2024	1/19/2024	Martins Meats And Deli M Bakersfield, CA			56.13
Lunch for Staff Development Planning Committee - Taste Testing for Catering Vendor for event on 4/25/24.						
7	1/18/2024	1/22/2024	Sacramento Holiday Inn 4804262831, CA			260.78
Hotel Fee for Pritika Ram to attend the 2024 NASCSP CSBG Annual Report Training in Sacramento. Agenda is attached.						
8	1/19/2024	1/19/2024	Ep* Past To Present: C Expopass.Com, IL			398.00
CalCAPA Legislative Day Registration Fee for Pritika Ram & Savannah Maldonado (\$199 each) to total \$398						
9	1/19/2024	1/19/2024	American Air Fort Worth, TX			28.77
Additional Seat Fee for airline ticket for Savannah Maldonado to return to Bakersfield from Las Vegas. All "free" seats were taken.						
10	1/19/2024	1/19/2024	American Air Fort Worth, TX			435.60
One-Way Airline Ticket for Savannah Maldonado to attend NCAP Mgmt. & Leadership Conf. In Las Vegas. Flight is from Las Vegas to Bakersfield.						
11	1/19/2024	1/22/2024	United United.Com, TX			193.60
One-Way Airline Ticket for Savannah Maldonado to attend NCAP Mgmt. & Leadership Conf. In Las Vegas. Flight is from Bakersfield to Las Vegas.						

Trans Date	Post Date	Merchant Name	Charge Codes	Approved	Receipt	Amount
12 1/20/2024	1/22/2024	Facebk G4xwvpv3wa2 650-5434800, CA				175.00
Facebook Ad for LIHWAP Program						
<hr/>						
13 1/20/2024	1/22/2024	Facebk H6bb6z7fm2 650-5434800, CA				67.61
Facebook Ad - Maya Cinemas						
<hr/>						
14 1/22/2024	1/23/2024	La Times Subscription Latimes.Com, CA				52.00
LA Times Annual Subscription Fee.						
<hr/>						
15 1/25/2024	1/26/2024	Govt Social Media Httpsgovernme, NV				859.00
Registration Fee for Ernesto Leon to attend Government Social Media Conference in Palm Springs, CA.						
<hr/>						
16 1/28/2024	1/29/2024	Facebk Bqr3tv7wa2 650-5434800, CA				249.97
Facebook Ad for LIHWAP Program.						
<hr/>						

Transaction Count: 16  
**Total: 3,297.33**

\_\_\_\_\_  
**Employee Signature** **Date**

\_\_\_\_\_  
**Authorized Approver Signature** **Date**



Reporting Period : 12/30/2023 - 1/31/2024

**Statement Summary**

<b>Name</b>	Jeremy Tobias	<b>Company</b>	Community Action Partnership O
<b>Account #</b>	XXXX-XXXX-XXXX-7066	<b>Currency</b>	US Dollar
<b>Reporting Period</b>	12/30/2023 - 1/31/2024		

Trans Date	Post Date	Merchant Name	Charge Codes	Approved	Receipt	Amount
1 12/29/2023	1/2/2024	Twpsub54319315 Wapo.Com, DC		_____	_____	170.00
Washington Post Annual Subscription						
<hr/>						
2 1/9/2024	1/10/2024	Mama Toscas 661-8311242, CA		_____	_____	538.08
Executive Leadership Staff Lunch / Holiday Staff Development Meeting. Agenda & Attendee list is attached.						
<hr/>						
3 1/11/2024	1/11/2024	Chevron 0380243 Bakersfield, CA		_____	_____	79.27
Gasoline for CEO's Agency Vehicle						
<hr/>						
4 1/18/2024	1/19/2024	Ep* Past To Present: C Expopass.Com, IL		_____	_____	199.00
Registration Fee for Jeremy Tobias to attend the CalCAPA Legislative Day event in Sacramento.						
<hr/>						
5 1/20/2024	1/22/2024	Thingsremembered.Com 866-516-8474, IL		_____	_____	401.82
Retirement gifts for Head Start Staff: Shirley Park & Angela Floratos						
<hr/>						

Trans Date	Post Date	Merchant Name	Charge Codes	Approved	Receipt	Amount
6 1/23/2024	1/24/2024	McW#1006-Coffee 866-2543229, CA				29.99
Monthly car wash fee for CEO's agency vehicle.						
7 1/24/2024	1/25/2024	American Air Fort Worth, TX				20.29
Flight for Board Member M. Boshers to attend NCAP Management & Leadership Conf. in Las Vegas. Extra charge for seat as standard seat was unavailable.						
8 1/24/2024	1/25/2024	American Air Fort Worth, TX				435.60
Flight for Board Member M. Boshers to attend NCAP Management & Leadership Conf. in Las Vegas. Flight is from Las Vegas to Bakersfield.						
9 1/24/2024	1/26/2024	United United.Com, TX				258.60
Flight for Board Member M. Boshers to attend NCAP Management & Leadership Conf. in Las Vegas. Flight is from Bakersfield to Las Vegas.						
Transaction Count: 9						
<b>Total: 2,132.65</b>						

\_\_\_\_\_  
Employee Signature Date

\_\_\_\_\_  
Authorized Approver Signature Date



Reporting Period : 12/30/2023 - 1/31/2024

**Statement Summary**

<b>Name</b>	Emilio Wagner	<b>Company</b>	Community Action Partnership O
<b>Account #</b>	XXXX-XXXX-XXXX-7041	<b>Currency</b>	US Dollar
<b>Reporting Period</b>	12/30/2023 - 1/31/2024		

Trans Date	Post Date	Merchant Name	Charge Codes	Approved	Receipt	Amount
1 12/28/2023	1/2/2024	Blvd 661-873-4477, CA		_____	_____ ✓	707.10
Staff Development Event at The BLVD Jan 11 2024 Deposit Paid						
<hr/>						
2 1/8/2024	1/9/2024	Microsoft#g036428640 Msbill.Info, WA		_____	_____ ✓	1,297.34
Recurring Fees						
<hr/>						
3 1/11/2024	1/15/2024	Blvd 661-873-4477, CA		_____	_____ ✓	708.00
Remaining balance BLVD Staff Event						
<hr/>						
4 1/13/2024	1/15/2024	Doubletree Bakersfield Bakersfield, CA		_____	_____ ✓	417.36
Orville Abello return for end of year staff event						
<hr/>						
5 1/18/2024	1/22/2024	Sacramento Holiday Inn 4804262831, CA		_____	_____ ✓	220.78
2024 NASCSP Annual Report Training January 17 – 18, 2024 Ryan Dozier						
<hr/>						







Reporting Period : 12/30/2023 - 1/31/2024

**Statement Summary**

<b>Name</b>	Tracy Webster	<b>Company</b>	Community Action Partnership O
<b>Account #</b>	XXXX-XXXX-XXXX-6993	<b>Currency</b>	US Dollar
<b>Reporting Period</b>	12/30/2023 - 1/31/2024		

Trans Date	Post Date	Merchant Name	Charge Codes	Approved	Receipt	Amount
1 1/5/2024	1/5/2024	San Diego Chapter Of T San Diego, CA		_____	_____	50.00
		Annual Renewal for Adriana Arredondo 2024				
<hr/>						
2 1/10/2024	1/11/2024	Elavon Srv Fee Doj Reg Ch 916-2107629, GA		_____	_____	9.20
		Registry of Charitable Trust 2023 registration payment				
<hr/>						
3 1/10/2024	1/11/2024	Doj Registry Of Charitabl 916-2106400, CA		_____	_____	400.00
		Registry of Charitable Trust 2023 Registration payment				
<hr/>						
4 1/18/2024	1/19/2024	Big Red Consulting 408-732-1492, CA		_____	_____	99.00
		Positive Pay Extension				
<hr/>						
5 1/23/2024	1/24/2024	Sequoia Sand Downtown Bakersfield, CA		_____	_____	203.50
		Lunch order for Budget and Finance Committee meeting				
<hr/>						





Reporting Period : 12/30/2023 - 1/31/2024

**Statement Summary**

<b>Name</b>	Rebecca Moreno	<b>Company</b>	Community Action Partnership O
<b>Account #</b>	XXXX-XXXX-XXXX-4956	<b>Currency</b>	US Dollar
<b>Reporting Period</b>	12/30/2023 - 1/31/2024		

Trans Date	Post Date	Merchant Name	Charge Codes	Approved	Receipt	Amount
1 1/2/2024	1/4/2024	Travelodge 661-3250772, CA				336.00
Lodging 121 for LBNC client Jamie Aguilar						
<hr/>						
2 1/18/2024	1/22/2024	Hilton San Francisco 415-7711400, CA				873.15
Lodging deposit for Lori Worley to attend the 2024 NAEH Conference March 4-6, 2024 in San Francisco, CA						
<hr/>						
3 1/18/2024	1/22/2024	Hilton San Francisco 415-7711400, CA				873.15
Lodging deposit for Laurie Hughey to attend the 2024 NAEH Conference March 4-6, 2024 in San Francisco, CA						
<hr/>						
4 1/18/2024	1/22/2024	Hilton San Francisco 415-7711400, CA				873.15
Lodging deposit for Hannah Weightman to attend the 2024 NAEH Conference March 4-6, 2024 in San Francisco, CA						
<hr/>						

Trans Date	Post Date	Merchant Name	Charge Codes	Approved	Receipt	Amount
5 1/18/2024	1/22/2024	Hilton San Francisco 415-7711400, CA		_____	_____	873.15
Lodging deposit for Rebecca Moreno to attend the 2024 NAEH Conference March 4-6, 2024 in San Francisco, CA						
<hr/>						
6 1/19/2024	1/19/2024	Ep* Past To Present: C Expopass.Com, IL		_____	_____	199.00
Registration for Rebecca Moreno Legislative Day 2024						
<hr/>						
7 1/29/2024	1/31/2024	Hilton Parc 55 S Fran 415-3928000, CA		_____	_____	762.33
DISPUTING CHARGES						
<hr/>						

Transaction Count: 7  
**Total: 4,789.93**

\_\_\_\_\_  
**Employee Signature** **Date**

\_\_\_\_\_  
**Authorized Approver Signature** **Date**



Reporting Period : 12/30/2023 - 1/31/2024

**Statement Summary**

<b>Name</b>	Susana Magana	<b>Company</b>	Community Action Partnership O
<b>Account #</b>	XXXX-XXXX-XXXX-6693	<b>Currency</b>	US Dollar
<b>Reporting Period</b>	12/30/2023 - 1/31/2024		

Trans Date	Post Date	Merchant Name	Charge Codes	Approved	Receipt	Amount
1 1/5/2024	1/8/2024	Lassens Natural Foods-Bk Bakersfield, CA		_____	_____	78.38
		Special Diet-Food/Milk's				
<hr/>						
2 1/9/2024	1/11/2024	Kern Co Parks And Rec 661-868-7000, CA		_____	_____	30.00
		FB-Permit paid to occupy Kern Park and Recreations for monthly food distributions.				
<hr/>						
3 1/10/2024	1/11/2024	Lassens Natural Foods-Bk Bakersfield, CA		_____	_____	62.41
		Special Diet-Foods/Milk's				
<hr/>						
4 1/10/2024	1/11/2024	Walmart.Com 800-966-6546, AR		_____	_____	151.55
		CK Supplies for the HS Centers.				
<hr/>						
5 1/10/2024	1/11/2024	Usps Po Boxes Online 800-344-7779, DC		_____	_____	354.00
		MCAP - Untied States Postal Service				
<hr/>						

Trans Date	Post Date	Merchant Name	Charge Codes	Approved	Receipt	Amount
6 1/19/2024	1/19/2024	Ep* Past To Present: C Expopass.Com, IL				398.00
Registration for Susana Magana & Kelly Lowery 2024 CalCAPA Legislative Day						
<hr/>						
7 1/26/2024	1/29/2024	Walmart.Com 800-966-6546, AR				89.28
Central Kitchen - Drying racks and baby bottle brushes						
<hr/>						
8 1/26/2024	1/29/2024	Smart And Final 803 Bakersfield(G, CA				54.61
Special Diet-Foods/Milk's						
<hr/>						
9 1/26/2024	1/29/2024	Lassens Natural Foods-Bk Bakersfield, CA				79.84
Special Diet-Foods/Milk's						
<hr/>						

Transaction Count: 9  
**Total: 1,298.07**

\_\_\_\_\_  
**Employee Signature** **Date**

\_\_\_\_\_  
**Authorized Approver Signature** **Date**

**COMMUNITY ACTION PARTNERSHIP OF KERN  
CENTRAL KITCHEN - BUDGET TO ACTUAL  
FOR THE PERIOD MARCH 1, 2023 TO FEBRUARY 28, 2024 (11 OF 12 MONTHS OR 91.7%)**

Line Item	2023/24 Budget	3/1/23 - 2/28/24 Actual	% Expended	Available Budget
USDA Revenue (Note A)	1,632,027	1,165,715	71.4%	466,312
Head Start Subsidy	<u>1,120,549</u>	<u>1,214,686</u>	<u>108.4%</u>	<u>(94,137)</u>
Total Revenue	<u><u>2,752,576</u></u>	<u><u>2,380,401</u></u>	<u><u>86.5%</u></u>	<u><u>372,175</u></u>
<b>Expenditures (Note B)</b>				
Salaries	880,250	684,369	77.7%	195,881
Benefits	253,487	205,765	81.2%	47,722
Vehicle Gasoline, Repair/Maintenance	45,000	40,653	90.3%	4,347
Space Costs	121,700	161,398	132.6%	(39,698)
Supplies - Office & Food Service	106,000	129,881	122.5%	(23,881)
Equipment Repair/Maintenance & Lease	25,000	16,545	66.2%	8,455
Communication	13,000	13,566	104.4%	(566)
Risk Insurance	12,700	11,784	92.8%	916
Printing	1,000	877	87.7%	123
Hiring & Employee Costs	1,200	2,334	194.5%	(1,134)
First Aid	500	-	0.0%	500
Raw Food/Vended Meals	<u>1,015,580</u>	<u>865,067</u>	<u>85.2%</u>	<u>150,513</u>
Sub Total	2,475,417	2,132,237	86.1%	343,180
Adult Meals Prepared	128,794	134,515	104.4%	(5,721)
Indirect	<u>148,365</u>	<u>113,649</u>	<u>76.6%</u>	<u>34,716</u>
Total Expenditures	<u><u>2,752,576</u></u>	<u><u>2,380,401</u></u>	<u><u>86.5%</u></u>	<u><u>372,175</u></u>

	Prior Period	JANUARY 2024	Cumulative
Total Meals Prepared and Vended (Note C)	541,207	59,005	600,212
Total Meals Claimed	<u>339,340</u>	<u>42,902</u>	<u>382,242</u>
Difference	201,867	16,103	217,970

Percentage Claimed to Prepared/Vended	72.7%	63.7%
---------------------------------------	-------	-------

Note A: Source of USDA revenue is monthly report submitted to California Department of Education by Head Start/State Child Development Program Division. Revenue is reimbursement for meals claimed.

Note B: Expenditures are for meals prepared, including vended meals.

Note C: Total number of meals delivered to the centers and homebase excluding adult prepared and adult meals vended. The total represents the number of meals available to be served to center and homebase children.

**COMMUNITY ACTION PARTNERSHIP OF KERN  
STATE DEPARTMENT OF EDUCATION CONTRACT - MIGRANT ALTERNATIVE PAYMENT  
FOR THE PERIOD 7/1/23 - 6/30/24 (7 OF 12 MONTHS = 58.3%)**

Contract CMAP-3000	July 2023	Aug 2023	Sept 2023	Oct 2023	Nov 2023	Dec 2023	Jan 2024	Feb 2024	Mar 2024	Apr 2024	May 2024	June 2024	Total	%	% Earned to MRA
Provider Payments	\$ 2,757,847	\$ 2,862,065	\$ 2,721,617	\$ 2,218,128	\$ 2,186,332	\$ 2,080,437	\$ 2,428,137	\$ -	\$ -	\$ -	\$ -	\$ -	\$ 17,254,564		
Add: Family Fees	-	-	-	55	55	-	-	-	-	-	-	-	\$ 109		
Net Provider Payments	\$ 2,757,847	\$ 2,862,065	\$ 2,721,617	\$ 2,218,183	\$ 2,186,387	\$ 2,080,437	\$ 2,428,137	\$ -	\$ -	\$ -	\$ -	\$ -	\$ 17,254,674	84.10%	
Maximum Reimbursable Amount (MRA) for Provider Payments													<b>23,640,785</b>		<b>72.99%</b>
<b>Administration &amp; Support Services Revenue</b>															
Provider Payments	\$ 2,757,847	\$ 2,862,065	\$ 2,721,617	\$ 2,218,183	\$ 2,186,387	\$ 2,080,437	\$ 2,428,137	\$ -	\$ -	\$ -	\$ -	\$ -	\$ 17,254,674		
Reimbursement Rate	x 23.8390%	x 23.8390%	x 23.8390%	x 23.8390%	x 23.8390%	x 23.8390%	x 23.8390%	x 23.8390%	x 23.8390%	x 23.8390%	x 23.8390%	x 23.8390%	x 23.8390%		
Revenue Earned	\$ 657,443	\$ 682,288	\$ 648,807	\$ 528,793	\$ 521,213	\$ 495,956	\$ 578,844	\$ -	\$ -	\$ -	\$ -	\$ -	\$ 4,113,343		
Program Administration/Support Services Costs	177,391	196,747	285,508	115,970	204,994	333,118	175,890	-	-	-	-	-	1,489,619	7.26%	
Indirect (10% x MTDC) Costs	292,056	304,728	299,124	231,951	237,703	239,848	168,171	-	-	-	-	-	1,773,581	8.64%	
Transfer Indirect to CSBG	-	-	-	-	-	-	-	-	-	-	-	-	-		
Total Operating Costs	\$ 469,447	\$ 501,475	\$ 584,632	\$ 347,921	\$ 442,698	\$ 572,966	\$ 344,061	\$ -	\$ -	\$ -	\$ -	\$ -	3,263,200	15.90%	
Revenue Earned Over/(Under) Costs	\$ 187,997	\$ 180,813	\$ 64,174	\$ 180,872	\$ 78,515	\$ (77,011)	\$ 234,783	\$ -	\$ -	\$ -	\$ -	\$ -	850,144		
TOTAL COSTS - NET OF FAMILY FEES	\$ 3,227,294	\$ 3,363,540	\$ 3,306,250	\$ 2,566,104	\$ 2,629,085	\$ 2,653,403	\$ 2,772,198	\$ -	\$ -	\$ -	\$ -	\$ -	20,517,873	100.00%	

Note 1: Administration and Support Services revenue is earned based on the amount of provider payments incurred. Example:

Provider payments	17,254,674
Reimbursement Rate (19.25% / 80.75%)	x 23.8390%
Revenue Earned	<u>4,113,342</u>

Note 2: The maximum reimbursable amount per the 2022/23 State contract is as follows:

Provider Payments	23,640,785	80.75%
Administration	4,757,434	16.25%
Support Services	878,295	3.00%
Maximum Reimbursable Amount (MRA)	<u>29,276,514</u>	<u>100.00%</u>

Note 3: Increase to contract was received August 2023 in the amount of \$55,652.

Note 4: Voluntary Temporary Transfer was approved and received February 2024 in the amount of \$7,704,498. Increase will not be added to the calculation in the table



**COMMUNITY ACTION PARTNERSHIP OF KERN**  
**STATE DEPARTMENT OF EDUCATION 2023/24 CONTRACTS - EARNED REVENUE**  
**FOR THE PERIOD 7/1/23 - 6/30/24 (7 OF 12 MONTHS = 58.3%)**

	Jul-23	Aug-23	Sep-23	Oct-23	Nov-23	Dec-23	Jan-24	Feb-24	Mar-24	Apr-24	May-24	Jun-24	TOTAL	% Earned to MRA
<b>GENERAL CHILD CARE (CTTR-3063)</b>														
Adjusted Days of Enrollment - Certified	5,189	6,077	5,517	6,065	5,391	5,301	5,768	-	-	-	-	-	39,308	
Reimbursement Rate per Child per Day	X \$51.55	X \$51.55	X \$51.55	X \$51.55	X \$51.55	X \$51.55	X \$51.55	X \$51.55	X \$51.55	X \$51.55	X \$51.55	X \$51.55	X \$51.55	X \$51.55
Revenue Earned	\$ 267,471	\$ 313,264	\$ 284,402	\$ 312,630	\$ 277,904	\$ 262,622	\$ 285,771	\$ -	\$ -	\$ -	\$ -	\$ -	\$ 2,004,063	<b>50.99%</b>
Maximum Reimbursable Amount (MRA)													<b>\$3,930,503</b>	
<b>Flex Factor</b>														
Attendance Percentage (Attendance/Enrollment)	99.38%	99.76%	99.82%	99.78%	99.26%	99.41%	99.02%							<b>99.50%</b>
Five Percent Flexibility, Maximum = 100 Percent	100.00%	100.00%	100.00%	100.00%	100.00%	100.00%	100.00%							100.00%
<b>CALIFORNIA STATE PRESCHOOL (CSPP-2120)</b>														
Adjusted Days of Enrollment - Certified	3,104	6,787	8,232	10,641	9,521	8,342	10,898	-	-	-	-	-	57,526	
Reimbursement Rate per Child per Day	X \$5.27	X \$5.27	X \$5.27	X \$5.27	X \$5.27	X \$5.27	X \$5.27	X \$5.27	X \$5.27	X \$5.27	X \$5.27	X \$5.27	X \$5.27	X \$5.27
Revenue Earned	\$ 171,560	\$ 375,128	\$ 454,961	\$ 588,144	\$ 526,245	\$ 461,074	\$ 602,357	\$ -	\$ -	\$ -	\$ -	\$ -	\$ 3,179,468	<b>44.86%</b>
Maximum Reimbursable Amount (MRA)													<b>\$7,087,664</b>	
<b>Flex Factor</b>														
Attendance Percentage (Attendance/Enrollment)	99.42%	98.76%	98.62%	98.53%	98.63%	100.00%	98.20%							<b>98.78%</b>
Five Percent Flexibility, Maximum = 100 Percent	100.00%	100.00%	100.00%	100.00%	100.00%	100.00%	100.00%							100.00%
<b>MIGRANT CHILD CARE (CMIG-2004)</b>														
Adjusted Days of Enrollment - Certified	18	50	65	79	58	68	75	-	-	-	-	-	411	
Reimbursement Rate per Child per Day	X \$51.55	X \$51.55	X \$51.55	X \$51.55	X \$51.55	X \$51.55	X \$51.55	X \$51.55	X \$51.55	X \$51.55	X \$51.55	X \$51.55	X \$51.55	X \$51.55
Revenue Earned	\$ 907	\$ 2,552	\$ 3,374	\$ 4,054	\$ 2,964	\$ 3,480	\$ 3,866	\$ -	\$ -	\$ -	\$ -	\$ -	\$ 21,197	<b>7.28%</b>
Maximum Reimbursable Amount (MRA)													<b>\$291,239</b>	
<b>Flex Factor</b>														
Attendance Percentage (Attendance/Enrollment)	100.00%	100.00%	92.75%	98.78%	100.00%	100.00%	100.00%							<b>98.60%</b>
Five Percent Flexibility, Maximum = 100 Percent	100.00%	100.00%	97.75%	100.00%	100.00%	100.00%	100.00%							100.00%

Note 1: Source of adjusted days of enrollment for certified children is the monthly attendance report prepared by the Fiscal Dept. of the Head Start/State Child Development Division.

Note 2: Source of reimbursement rate per child per day and maximum reimbursable amount is per the 2023/24 State contracts.

COMMUNITY ACTION PARTNERSHIP OF KERN  
STATE DEPARTMENT OF EDUCATION 2023/24 CONTRACTS - EARNED REVENUE  
SAN JOAQUIN COUNTY OFFICE OF EDUCATION  
FOR THE PERIOD 7/1/23 - 6/30/24 (7 OF 12 MONTHS = 58.3%)

	Jul-23	Aug-23	Sep-23	Oct-23	Nov-23	Dec-23	Jan-24	Feb-24	Mar-24	Apr-24	May-24	Jun-24	TOTAL	% Earned to MRA
<b>GENERAL CHILD CARE (CCTR-1242)</b>														
Adjusted Days of Enrollment - Certified	2,278	3,336	3,413	3,882	3,318	3,217	3,158	-	-	-	-	-	22,602	
Reimbursement Rate per Child per Day	X \$48.84	X \$48.84	X \$48.84	X \$48.84	X \$48.84	X \$48.84	X \$48.84	X \$48.84	X \$48.84	X \$48.84	X \$48.84	X \$48.84	X \$48.84	
Revenue Earned	\$ 111,258	\$ 162,917	\$ 166,708	\$ 189,582	\$ 162,051	\$ 157,131	\$ 154,253	\$ -	\$ -	\$ -	\$ -	\$ -	\$ 1,103,900	44.91%
Maximum Reimbursable Amount (MRA)													\$2,458,117	
<b>Flex Factor</b>														
Attendance Percentage (Attendance/Enrollment)	99.41%	99.36%	100.00%	99.92%	99.95%	100.00%	97.94%							99.54%
Five Percent Flexibility, Maximum = 100 Percent	100.00%	100.00%	100.00%	100.00%	100.00%	100.00%	100.00%							100.00%

Note 1: Source of adjusted days of enrollment for certified children is the monthly attendance report prepared by the Fiscal Dept. of the Head Start/State Child Development Division.

Note 2: Source of reimbursement rate per child per day and maximum reimbursable amount is per the 2023/24 Cooperative Agreement with the San Joaquin County Office of Education

Division/CFO: Tracy Webster, CFO  
 Program/Work Unit: Not Applicable

Month/Year: January-2024  
 Director of Finance: Gabrielle Alexander

Services: Overall financial and accounting functions of the organization

Activities	January 2024		Year to Date		
	Description	Number	Amount	03/1/23 - 01/31/24	Amount
Bank Deposits		15	1,961,648	178	31,005,002
Wire Deposits		19	12,179,448	142	56,051,832
Head Start/IRS Drawdowns		4	1,936,164	46	28,183,501
Vendor Checks Issued		3,314	7,350,251	22,129	88,676,071
Payroll Disbursed			3,927,782		37,962,454
Grant Reports Prepared		39		315	
ASTHO Vaccine Equity					
CalFresh Healthy Living					
CALEITC					
CAL Food					
City of Bakersfield Homeless Housing & Prevention					
City of Bakersfield CDBG Food Bank Expansion					
Commodity Supplemental Food Prog					
County of Kern - 211					
County of Kern CDBG Food Bank Expansion					
CMAP Fiscal Report & Caseload					
CMIG					
CMSS					
CSPP					
CSBG Discretionary					
CSBG 2022					
Differential Response					
EFAP					
EFAP Build Back Better					
Food Bank Farmers Market					
First 5 Kern – 2 1 1 Helpline					
First 5 Kern – East Kern Family					
First 5 Kern – Help Me Grow					
First 5 Kern – Oasis Family Resource					
First 5 Kern – Ridgecrest Family Resource					
Head Start/Early Head Start Kern SF-425					
Head Start Expansion SF-425					
Head Start San Joaquin SF-425					
Homeless LBNC					
Homeless Safe Camping					
Home Visit Program					
Homeless Housing Assistance & Prevention					
HUD					
LIHEAP 2023					
Postive Youth					
Postive Youth Medi-Cal					
San Joaquin COE General Child Care					
VITA					
UW STANISLAUS CES					
WIC					

Business Services					
Activity	Requested	In-Progress	Processed		Processed YTD
Purchase Orders	230	0	230		1,864
Contracts	25	2	23		171
Leases	2	14	2		16
Requests for Proposals	1	2	0		4

Business Services Projects					
Description		% Completed			Comments
Mental Health Consultant		50			Pending proposals
Gardening and Landscape		0			Pending Re-issue

**Total Division Staffing** 30 positions + 2 Vacancies

CFO	Accounting Technician (5)	Procurement Manager
Director of Finance	Accounting Specialist (2)	Business Contracts Specialist
Finance Administrator	Accounting Clerk (1)	Business Technician (2)
Payroll/HRIS Manager	AP Supervisor (1)	
Accounting Administrator	Fiscal Technician (2)	
Accounting Administrator - Energy	Payroll Specialists (3)	
Accountant (2)	Payroll Supervisor (1)	
Accountant II (2)	Administrative Assistant to CFO	

# Community Action of Partnership of Kern Agency Total

## STATEMENT OF POSITION (UNAUDITED) AS OF FEBRUARY 28, 2023

### ASSETS

Cash in Bank	12,449,539
Cash - Vacation Reserve	1,050,719
Petty Cash	-
Accounts Receivable	11,950,544
Travel Advance	200
Prepaid Expense	999,684
Inventory	1,090,744
Net Fixed Assets - Unrestricted	703,156
Net Fixed Assets - Restricted	<u>30,074,237</u>

**Total Assets** 58,318,823

### LIABILITES AND NET ASSETS

Accounts Payable	7,537,974
Accrued Expenses	3,430,196
Accrued Vacation	1,743,490
Line of Credit	-
Note Payable	704,130
Advance Payable	2,784,923
Deferred Revenue	<u>5,710,865</u>

**Total Liabilites** 21,911,578

**Total Net Assets** 36,407,245

**Total Liabilities and Net Assets** 58,318,823

## STATEMENT OF OPERATIONS (UNAUDITED) FOR THE PERIOD MARCH 1, 2022 TO FEBRUARY 28, 2023

### REVENUE

Grant Revenue	106,882,227
Donations	47,277,632
Other Revenue	756,165
In-Kind	<u>163,275</u>

**Total Revenue** 155,079,300

### EXPENDITURES

Salaries	36,431,542
Benefits	10,091,397
Travel	698,622
Space Costs	8,330,212
Supplies	2,886,851
Consultant/Contract Services	4,363,893
Other Costs	3,848,807
Program Costs	65,591,598
Capital Expenditures	-
Indirect	7,998,647
In-Kind	<u>163,275</u>

**Total Expenditures** 140,404,844

**Net Change in Assets** 14,674,456

**Net Assets, beginning** 21,732,790

**Net Assets, ending** 36,407,245

# Community Action of Partnership of Kern Agency Total

## STATEMENT OF POSITION (UNAUDITED) AS OF JANUARY 31, 2024

### ASSETS

Cash in Bank	19,370,788
Cash - Vacation Reserve	1,019,231
Petty Cash	-
Accounts Receivable	(0)
Travel Advance	5,581
Prepaid Expense	510,187
Inventory	1,168,404
Net Fixed Assets - Unrestricted	10,462,575
Net Fixed Assets - Restricted	<u>29,602,475</u>

**Total Assets** 62,139,241

### LIABILITES AND NET ASSETS

Accounts Payable	2,787,198
Accrued Expenses	182,566
Accrued Vacation	1,016,527
Line of Credit	-
Note Payable	8,349,812
Advance Payable	2,549,091
Deferred Revenue	<u>10,926,582</u>

**Total Liabilites** 25,811,775

**Total Net Assets** 36,327,466

**Total Liabilities and Net Assets** 62,139,241

## STATEMENT OF OPERATIONS (UNAUDITED) FOR THE PERIOD MARCH 1, 2023 TO JANUARY 31, 2024

### REVENUE

Grant Revenue	107,784,837
Donations	377,104
Other Revenue	11,389,155
In-Kind	<u>12,644,066</u>

**Total Revenue** 132,195,162

### EXPENDITURES

Salaries	39,271,405
Benefits	10,671,723
Travel	865,891
Space Costs	11,977,079
Supplies	3,235,258
Consultant/Contract Services	5,483,025
Other Costs	4,505,560
Program Costs	33,035,128
Capital Expenditures	1,219,061
Indirect	9,366,743
In-Kind	<u>12,644,066</u>

**Total Expenditures** 132,274,941

**Net Change in Assets** (79,779)

**Net Assets, beginning** 36,407,245

**Net Assets, ending** 36,327,466

COMMUNITY ACTION PARTNERSHIP OF KERN  
 BUDGET TO ACTUAL  
 FOR THE PERIOD 03-01-23 TO 01-31-24 (91.7%)

	AGENCY TOTAL			
	ANNUAL BUDGET	EXPENDITURES	BUDGET AVAILABLE	PERCENTAGE EXPENDED
EXPENDITURES				
SALARIES	47,100,100	35,760,709	11,339,391	76%
BENEFITS	14,073,704	9,727,585	4,346,119	69%
TRAVEL	945,786	767,080	178,706	81%
SPACE COST	24,896,066	19,856,506	5,039,560	80%
SUPPLIES	3,117,268	2,868,998	248,270	92%
EQUIPMENT	2,006,693	3,069,351	(1,062,658)	153%
CONSULTANT/CONTRACT SERVICES	4,701,828	4,425,705	276,123	94%
OTHER COSTS	3,184,583	3,749,671	(565,088)	118%
PROGRAM COSTS	27,411,577	33,780,762	(6,369,185)	123%
INDIRECT	10,269,644	9,535,147	734,497	93%
TOTAL	137,707,249	123,541,514	14,165,735	90%

COMMUNITY ACTION PARTNERSHIP OF KERN  
 BUDGET TO ACTUAL  
 FOR THE PERIOD 03-01-23 TO 01-31-24 (91.7%)

	EDUCATION			
	ANNUAL BUDGET	EXPENDITURES	BUDGET AVAILABLE	PERCENTAGE EXPENDED
EXPENDITURES				
SALARIES	34,805,356	26,481,102	8,324,254	76%
BENEFITS	10,516,956	7,338,006	3,178,950	70%
TRAVEL	668,717	474,910	193,807	71%
SPACE COST	5,544,279	3,887,338	1,656,941	70%
SUPPLIES	2,449,189	1,972,176	477,013	81%
EQUIPMENT	810,970	397,931	413,039	49%
CONSULTANT/CONTRACT SERVICES	1,309,179	1,043,573	265,606	80%
OTHER COSTS	1,162,562	1,523,779	(361,217)	131%
PROGRAM COSTS	23,131,098	30,290,822	(7,159,724)	131%
INDIRECT	7,696,110	7,256,459	439,651	94%
TOTAL	88,094,416	80,666,095	7,428,321	92%

COMMUNITY ACTION PARTNERSHIP OF KERN  
 BUDGET TO ACTUAL  
 FOR THE PERIOD 03-01-23 TO 01-31-24 (91.7%)

	NUTRITION			
	ANNUAL BUDGET	EXPENDITURES	BUDGET AVAILABLE	PERCENTAGE EXPENDED
EXPENDITURES				
SALARIES	4,791,680	3,494,183	1,297,497	73%
BENEFITS	1,486,523	924,104	562,419	62%
TRAVEL	110,349	162,177	(51,828)	147%
SPACE COST	7,621,217	3,546,317	4,074,900	47%
SUPPLIES	125,671	403,642	(277,971)	321%
EQUIPMENT	25,000	1,273,103	(1,248,103)	5092%
CONSULTANT/CONTRACT SERVICES	648,910	568,844	80,066	88%
OTHER COSTS	409,174	570,960	(161,786)	140%
PROGRAM COSTS	3,068,971	2,729,877	339,094	89%
INDIRECT	932,114	829,650	102,464	89%
TOTAL	19,219,609	14,502,856	4,716,753	75%



COMMUNITY ACTION PARTNERSHIP OF KERN  
 BUDGET TO ACTUAL  
 FOR THE PERIOD 03-01-23 TO 01-31-24 (91.7%)

	ENERGY CONSERVATION			
	ANNUAL BUDGET	EXPENDITURES	BUDGET AVAILABLE	PERCENTAGE EXPENDED
EXPENDITURES				
SALARIES	2,144,738	2,021,997	122,741	94%
BENEFITS	563,572	523,937	39,635	93%
TRAVEL	45,978	44,342	1,636	96%
SPACE COST	209,036	201,446	7,590	96%
SUPPLIES	270,912	224,102	46,810	83%
EQUIPMENT	107,306	107,306	0	100%
CONSULTANT/CONTRACT SERVICES	1,855,564	1,774,984	80,580	96%
OTHER COSTS	1,078,691	958,162	120,529	89%
PROGRAM COSTS	382,704	375,956	6,748	98%
INDIRECT	655,120	602,108	53,012	92%
TOTAL	7,313,621	6,834,339	479,282	93%

COMMUNITY ACTION PARTNERSHIP OF KERN  
 BUDGET TO ACTUAL  
 FOR THE PERIOD 03-01-23 TO 01-31-24 (91.7%)

	COMMUNITY SERVICES			
	ANNUAL BUDGET	EXPENDITURES	BUDGET AVAILABLE	PERCENTAGE EXPENDED
EXPENDITURES				
SALARIES	4,219,812	2,638,530	1,581,282	63%
BENEFITS	1,226,969	672,744	554,225	55%
TRAVEL	55,702	50,473	5,229	91%
SPACE COST	953,189	1,608,722	(655,533)	169%
SUPPLIES	232,451	229,747	2,704	99%
EQUIPMENT	1,058,550	1,286,144	(227,594)	122%
CONSULTANT/CONTRACT SERVICES	830,833	816,303	14,530	98%
OTHER COSTS	380,166	549,622	(169,456)	145%
PROGRAM COSTS	825,804	346,658	479,146	42%
INDIRECT	779,220	646,411	132,809	83%
TOTAL	10,562,696	8,845,353	1,717,343	84%

COMMUNITY ACTION PARTNERSHIP OF KERN  
 BUDGET TO ACTUAL  
 FOR THE PERIOD 03-01-23 TO 01-31-24 (91.7%)

	CSBG			
	ANNUAL BUDGET	EXPENDITURES	BUDGET AVAILABLE	PERCENTAGE EXPENDED
EXPENDITURES				
SALARIES	981,358	956,178	25,180	97%
BENEFITS	230,966	236,448	(5,482)	102%
TRAVEL	40,290	29,809	10,481	74%
SPACE COST	260,590	178,653	81,937	69%
SUPPLIES	30,245	24,354	5,891	81%
EQUIPMENT	4,867	4,867	(0)	100%
CONSULTANT/CONTRACT SERVICES	27,035	20,861	6,174	77%
OTHER COSTS	44,380	53,448	(9,068)	120%
PROGRAM COSTS	3,000	903	2,097	30%
INDIRECT	168,596	147,166	21,430	87%
TOTAL	1,791,327	1,652,687	138,640	92%

COMMUNITY ACTION PARTNERSHIP OF KERN  
 BUDGET TO ACTUAL  
 FOR THE PERIOD 03-01-23 TO 01-31-24 (91.7%)

	DISCRETIONARY & FUND RAISING			
	ANNUAL BUDGET	EXPENDITURES	BUDGET AVAILABLE	PERCENTAGE EXPENDED
EXPENDITURES				
SALARIES	157,156	168,719	(11,563)	107%
BENEFITS	48,718	32,346	16,372	66%
TRAVEL	24,750	5,370	19,380	22%
SPACE COST	10,307,755	10,434,031	(126,276)	101%
SUPPLIES	8,800	14,978	(6,178)	170%
EQUIPMENT	-	-	-	0%
CONSULTANT/CONTRACT SERVICES	30,307	201,140	(170,833)	664%
OTHER COSTS	109,610	93,700	15,910	85%
PROGRAM COSTS	-	36,547	(36,547)	Not budgeted
INDIRECT	38,484	53,353	(14,869)	139%
TOTAL	10,725,580	11,040,182	(314,602)	103%

**COMMUNITY ACTION PARTNERSHIP OF KERN**  
**INDIRECT FUND - FY 2023/24**  
**BUDGET TO ACTUAL - 03/01/23 TO 01/31/24 (11 OF 12 MONTHS = 91.7%)**

	Budget	Actual	% Earned/ Expended	Available Balance
<b>Revenue</b>	<b>\$ 10,269,644</b>	<b>\$ 9,535,147</b>	<b>92.8%</b>	<b>\$ 734,497</b>
Expenditures				
Salaries	4,684,733	3,805,257	81.2%	879,476
Benefits @ 23.6% actual	<u>1,216,557</u>	<u>953,934</u>	<u>78.4%</u>	<u>262,623</u>
Total Personnel Costs	5,901,290	4,759,190	80.6%	1,142,100
Operating Costs				
Travel	88,000	93,852	106.7%	(5,852)
Space Costs	386,450	283,950	73.5%	102,500
Supplies	354,950	458,837	129.3%	(103,887)
Consultant/Contract	1,049,000	1,100,181	104.9%	(51,181)
Other Operating Costs	<u>958,000</u>	<u>728,790</u>	<u>76.1%</u>	<u>229,210</u>
Total Operating Costs	2,836,400	2,665,609	94.0%	170,791
<b>Total Expenditures</b>	<b><u>\$ 8,737,690</u></b>	<b><u>\$ 7,424,800</u></b>	<b><u>85.0%</u></b>	<b><u>\$ 1,312,890</u></b>
<b>Excess (Deficit) Indirect Revenue</b>	<b><u>\$ 1,531,954</u></b>	<b><u>\$ 2,110,347</u></b>		

RECAP BY SUPPORT DIVISION	Budget	Actual	% Expended	Available Balance
HR	\$ 1,302,127	\$ 1,157,367	88.9%	\$ 144,760
Operations	2,952,565	2,441,633	82.7%	510,932
Executive	602,524	680,988	113.0%	(78,464)
Program Administration	-	515	Not budgeted	(515)
Finance	2,550,906	2,463,935	96.6%	86,971
Community Development	<u>1,329,568</u>	<u>680,360</u>	<u>51.2%</u>	<u>649,208</u>
	<b><u>\$ 8,737,690</u></b>	<b><u>\$ 7,424,800</u></b>	<b><u>85.0%</u></b>	<b><u>\$ 1,312,890</u></b>

Prepared Date: 02/23/24