




Head Start/State Child Development Services

POLICY COUNCIL MEETING PACKET

December 18, 2018



POLICY COUNCIL STANDING COMMITTEES

November 2018

EXECUTIVE COMMITTEE

Chairperson: Amber Dunlap
Vice Chairperson: Diana Reyes
Secretary: Mayra Zambrano
Treasurer: Ashley Sabo
Parliamentarian: Jacqueline Boykin

STANDING COMMITTEE MEMBERS

Board of Director's: Nila Hogan

BYLAWS

Chairperson: Jacqueline Boykin

- 1.
- 2.
- 3.
- 4.
- 5.
- 6.

SCHOOL READINESS

Chairperson: Mayra Zambrano

- 1.
- 2.
- 3.
- 4.

PLANNING


Chairperson: Diana Reyes

1. Amber Dunlap
2. Jacqueline Boykin
3. Jodi Sanchez
4. Nila Hogan
- 5.
- 6.

FINANCE

Chairperson: Ashley Sabo

1. Amber Dunlap
2. Mariely Torres Othon
3. Jacqueline Boykin
- 4.
- 5.
- 6.



School Readiness Subcommittee

Member	Dec.	Jan.	Feb.	Mar.	Apr.	May	Jun.	Jul.	Aug.	Sept.	Oct.

Planning Subcommittee

Member	Dec.	Jan.	Feb.	Mar.	Apr.	May	Jun.	Jul.	Aug.	Sept.	Oct.
Diana Reyes Chairperson											
Amber Dunlap											
Jacqueline Boykin											
Jodi Sanchez											
Nila Hogan											

Board of Directors

Member	Dec.	Jan.	Feb.	Mar.	Apr.	May	Jun.	Jul.	Aug.	Sept.	Oct.
Nila Hogan											

Legend

Attended	X
Did Not Attend	ABS
Attended Another CAPK Function	
Resigned	R
Terminated	■
No Subcommittee Meeting Held	▒
Not Yet Elected to Subcommittee	====
Absent Due to Weather Conditions	■



Policy Council Agenda
December 18, 2018
5005 Business Park North
5:30 p.m. – 7:00 p.m.
Meeting Locations:

5005 Business Park North Bakersfield, CA 93309	1145 N. Hunter St. Stockton, CA 95202
---	--

1. **Call to Order** Chairperson
 - a. Moment of Silence, Pledge of Allegiance
 - b. Reading of Promise of Community Action
"Community Action changes people's lives, embodies the spirit of hope, improves communities, and makes America a better place to live. We care about the entire community and we are dedicated to helping people help themselves and each other."

2. **Roll Call/Set Quorum** Secretary

3. **Approval of Agenda** Chairperson ***ACTION**
 - a. Agenda dated: December 18, 2018

4. **Approval of Minutes** Chairperson ***ACTION**
 - a. Date of Minutes: November 29, 2018

5. **Presentation of Guests /Public Forum**
 - a. *The public wishing to address the full Policy Council may do so at this time. Policy Council members may respond briefly to statements made or questions posed. However, the PC will take no action other than that referring the item(s) to staff for study and analysis. **Speakers are limited to five minutes each.** If more than one person wishes to address the same topic, total group time for the topic will be 10 minutes. Please state your name before making your presentation. Thank you.*

6. **Standing Committee Reports** (3 minutes per report)
 - a. School Readiness Committee **No Report**
 - b. Planning Committee **No Report**
 - c. Finance Committee **No Report**
 - d. By-Laws Committee **No Report**

7. **Presentations** (15 minutes per presentation)
 - a. None

8. **New Business** Chairperson ***ACTION**
 - a. Resignation of Jacqueline Boykin from the Policy Council Planning Committee
 - b. Nomination and election of Policy Council School Readiness Committee Members (4 vacancies)
 - c. Nomination and election of Policy Council Bylaws Committee Members (6 vacancies)
 - d. Nomination and election of Policy Council Planning Committee Members (3 vacancies)
 - e. Nomination and election of Policy Council Budget & Finance Committee Members (3 vacancies)
 - f. Nomination and election of Policy Council Representatives to attend CHSA Conference, February 4-5 in Riverside, CA

This is to certify that this agenda notice was posted in the lobby of the CAPK Administration Office at 5005 Business Park North, Bakersfield, CA and online at www.capk.org by 12:00 pm, December 12, 2018
 Lisa Price, Program Governance Coordinator



9. Communications

- a. Kern Head Start Budget vs. Actual Expenditures, March 1, 2018 through November 30, 2018
- b. Kern Early Head Start Budget vs. Actual Expenditures, March 1, 2018 through November 30, 2018
- c. San Joaquin Early Head Start Budget vs. Actual Expenditures, February 1, 2018 through November 30, 2018
- d. Early Head Start Child Care Partnerships Budget vs. Actual Expenditures, September 1, 2017 through November 30, 2018
- e. Parent Local Travel & Child Care through November 30, 2018
- f. Parent Activity Funds through November 30, 2018
- g. Kern Head Start and Early Head Start Non-Federal Share and In-Kind Report, March 1, 2018 through November 30, 2018
- h. San Joaquin Early Head Start Non-Federal and In-Kind Report, February 1, 2018 through November 30, 2018
- i. ACF-PI-HS-18-06 – Fiscal Year (FY) 2019 Head Start Funding Increase
- j. Events at Beale Memorial Library ~ December 2018
- k. Homeless Youth Sleeping Bag Drive ~ Kern County Homeless Collaborative
- l. Society for Disabled Children Social Activity Calendar ~ 2019
- m. CAPK Head Start / Early Head Start School Readiness Committee Meeting Dates
- n. Policy Council Meeting Dates ~ 2018-2019

10. <u>School Readiness Report</u>	Leslie Mitchell	Verbal Report (3 min.)
11. <u>Program Governance Report/Training</u>	Lisa Price	Verbal Report (5 min.)
12. <u>Community Representative Report</u>	Ana Lester/ Lindsay Harrison	Verbal Report (5 min.)
13. <u>Early Head Start San Joaquin Report</u>	Rashi Strother	Verbal Report (3 min.)
14. <u>Early Head Start Partnership Report</u>	Debbie Connolly	Verbal Report (3 min.)
15. <u>Board of Directors Representative Report</u>	Yolanda Ochoa	Verbal Report (3 min.)
16. <u>Director's Report (HS/State Child Development)</u>	Yolanda Gonzales	Verbal Report (5 min.)
17. <u>Policy Council Chairperson/Announcements</u>	Amber Dunlap	Verbal Report (3 min.)
18. <u>Adjournment</u>	Chairperson	

**Next meeting to be held January 22, 2019 with a light dinner at 5:00 p.m. and meeting to begin at 5:30 p.m.
5005 Business Park North, Suite 130- Board Room**

This is to certify that this agenda notice was posted in the lobby of the CAPK Administration Office at 5005 Business Park North, Bakersfield, CA and online at www.capk.org by 12:00 pm, December 12, 2018
Lisa Price, Program Governance Coordinator



**Agenda del Concilio de Póliza
18 de diciembre, 2018
5005 Business Park North
5:30 p.m. – 7:00 p.m.
Ubicaciones de las juntas:**

5005 Business Park North Bakersfield, CA 93309	1145 N. Hunter St. Stockton, CA 95202
---	--

1. **Llamado de orden** Presidente
 - a. Momento de silencio, juramento de lealtad
 - b. Lectura de la Promesa de Acción Comunitaria
"Acción Comunitaria cambia la vida de personas, simboliza el espíritu de esperanza, mejora a las comunidades y hace de América un mejor lugar para vivir. Estamos interesados en la comunidad y estamos dedicados a que la gente aprenda a ayudarse a sí misma y a otros"

2. **Pasar lista/ Establecimiento de los miembros** Secretario

3. **Aprobación de la Agenda** Presidente ***ACCIÓN**
 - a. Agenda con fecha del 18 de Diciembre 2018

4. **Aprobación de Minutos** Presidente ***ACCIÓN**
 - a. Fecha de Minutos: 29 de noviembre, 2018

5. **Presentación de Invitados/Foro Público**
 - a. *El público que desee dirigirse a todo el Concilio de Póliza, podrá hacerlo en este momento. Los miembros del Concilio de Póliza, pueden responder brevemente a las declaraciones hechas o las preguntas presentadas. Sin embargo, el Concilio no tomará ninguna acción mas que referirlo (s) al personal para estudio y análisis. Los oradores tiene un limite de 5 minutos para exponer. Si más de una persona desea tocar el mismo tema, el total de minutos para dicho tema será de 10 minutos. Favor de proporcionar su nombre antes de su presentación.*

6. **Reportes Comunes del Comité** (3 minutos por reporte)
 - a. Comité de aprendizaje escolar **Ningún reporte**
 - b. Comité de Planeación **Ningún reporte**
 - c. Comité Financiero **Ningún reporte**
 - d. Comité de estatutos **Ningún reporte**

7. **Presentaciones** (15 minutos por presentación)
 - a. Ninguna

8. **Nuevos Intercambios** Presidente ***ACCIÓN**
 - a. Renuncia de Jacqueline Boykin del Comité de Planeación del Concilio de Póliza
 - b. Nominación y elección de Nuevos miembros del Concilio de Póliza (4 vacantes)
 - c. Nominación y elección de nuevos miembros del Concilio de estatutos (6 vacantes)
 - d. Nominación y elección de nuevos miembros para el Concilio de Planeación (3 vacantes)
 - e. Nominación y elección del Concilio de Presupuestos y Finanzas (3 vacantes)
 - f. Nominación y elección de representantes del Concilio de Póliza que asistirán a la Conferencia CHSA el 4 y 5 De febrero en Riverside, CA (3 Kern / 1 San Joaquin)

Esto certifica que la publicación de esta agenda fue expuesta en el vestíbulo de la oficina de Administración de CAPK ubicada en el 5005 Business Park North, Bakersfield, CA y en línea en el sitio web www.capk.org a las 12:00 p.m. el 12 de diciembre 2018.
Lisa Price, Coordinador del Programa de Gobernanza



9. Comunicaciones

- a. Presupuesto del Programa Head Start de Kern versus Gastos Actuales, 1 de marzo 2018 al 30 de noviembre 2018
- b. Presupuesto del Programa Early Head Start de Kern versus Gastos Actuales 1 de marzo, 2018 al 30 de noviembre, 2018
- c. Presupuesto del Programa Early Head Start de San Joaquin versus Gastos actuales, 1 de febrero, 2018 hasta 30 de Noviembre 2018
- d. Presupuesto de sociedades Early Head Start de Cuidado Infantil versus Gastos Actuales 1 de septiembre 2017 hasta el 30 de noviembre, 2018.
- e. Viajes locales de Padres & Cuidado Infantil hasta el 30 de noviembre 2018
- f. Fondos para las actividades de Padres hasta el 30 de noviembre 2018.
- g. Head Start Kern y Early Head Start porcion no federal y reporte de contribuciones internas, 1 de marzo, 2018 hasta el 30 de noviembre, 2018
- h. Early Head Start San Joaquin Start porcion no federal y reporte de contribuciones internas, 1 de febrero, 2018 hasta el 30 de noviembre, 2018
- i. Incremento de fondos Federales de Head Start Año Fiscal 2019 ACF-PI-HS-18-06
- j. Eventos en la biblioteca Beale Memorial diciembre 2018
- k. Recoleccion del bolsas para dormir para niños desamparados ~ Colaborativa de desamparados del condado de Kern
- l. Calendario de actividades de la Sociedad de niños Incapacitados ~2019
- m. Fechas de juntas del Comité de Preparacion Escolar de los programas Head Start & Early Head Start de CAPK
- n. Fechas de Juntas del Concilio de Póliza ~ 2018-2019


10. <u>Reporte de preparación escolar</u>	Leslie Michell	Reporte verbal (3 min.)
11. <u>Capacitación del Programa de Gobernanza</u>	Lisa Price	Reporte Verbal (5 min.)
12. <u>Reporte del Representante Comunitario</u>	Ana Lester/ Lindsay Harrison	Reporte Verbal (5 min.)
13. <u>Reporte de Early Head Start de San Joaquín</u>	Rashi Strother	Reporte Verbal (3 min.)
14. <u>Reporte de la Asociación de Early Head Start</u>	Debbie Connolly	Reporte Verbal (3 min.)
15. <u>Reporte del Representante de la Junta Directiva</u>	Yolanda Ochoa	Reporte Verbal (3 min.)
16. <u>Reporte del Director (Desarrollo Infantil Estatal/HS)</u>	Yolanda Gonzales	Reporte Verbal (5 min.)
17. <u>Presidente del Concilio de Póliza/Anuncios</u>	Amber Dunlap	Reporte Verbal (3 min.)
18. <u>Finalización de sesión</u>	Presidente	

La próxima junta se llevará a cabo el 22 de enero, 2019 con una cena ligera a las 5:00 p.m. y la junta iniciará a las 5:30 p. m. 5005 Business Park North, Suite 130- Sala de Juntas.

COMMUNITY ACTION PARTNERSHIP OF KERN

MEMORANDUM

To: Policy Council



From: Donna Holland, Fiscal Administrator

Subject: Head Start - Kern
Budget to Actual Report for the Period Ended November 30, 2018 – Info Item

Date: December 18, 2018

The following are highlights of the Kern Head Start Budget to Actual Report for the period March 1, 2018 through November 30, 2018. Nine months (75%) of the 12-month budget period have elapsed.

Base Funds

Overall expenditures are at 66% of the budget.

Salaries & Fringe Benefits: Most employees assigned to Head Start are on a part-year schedule. There were no salary or payroll tax costs for these employees during the months of June, July, and part of August. These costs are expected to “catch up” as the budget period progresses.

Equipment: The budget provided for the purchase of a replacement gas convection steamer for the Central Kitchen. The actual cost was less than budgeted.

Supplies: Staff are in the process of purchasing sufficient supplies to meet program needs through the end of the budget period.

Training & Technical Assistance Funds

Overall expenditures are at 95% of the budget. Base Funds are budgeted to cover anticipated additional expenses.

Carryover

The Office of Head Start approved the carryover of funds from the prior budget period in the amount of \$512,812 for the following projects:

- Replacement food delivery vans (3) – purchased;
- Replacement program vehicle (1) – pending purchase;
- Replacement maintenance utility vehicle (1) – purchased
- Replacement convection oven (1) – purchased;
- Facility improvements at the Delano and Harvey L. Hall child development centers – work is in progress.

Non-Federal Share (Head Start and Early Head Start Combined)

Non-Federal share is at 85% of the budget.

Community Action Partnership of Kern

Head Start - Kern

Budget to Actual Report

Budget Period: March 1, 2018 - February 28, 2019

Report Period: March 1, 2018 - November 30, 2018

Month 9 of 12 (75%)

Prepared 12/11/2018

HEAD START

BASE FUNDS	BUDGET	ACTUAL	REMAINING	% SPENT	% REMAINING
PERSONNEL	10,597,810	7,027,473	3,570,337	66%	34%
FRINGE BENEFITS	3,533,118	2,307,812	1,225,306	65%	35%
TRAVEL	5,000	0	5,000	0%	100%
EQUIPMENT	23,000	16,760	6,240	73%	27%
SUPPLIES	886,988	611,274	275,714	69%	31%
CONTRACTUAL	126,502	91,329	35,173	72%	28%
OTHER	3,764,462	2,590,462	1,174,000	69%	31%
INDIRECT	1,826,701	1,106,307	720,394	61%	39%
TOTAL BASE FUNDING	20,763,581	13,751,417	7,012,164	66%	34%

TRAINING & TECHNICAL ASSISTANCE

TRAVEL	45,946	56,045	(10,099)	122%	-22%
SUPPLIES	20,839	20,627	212	99%	1%
CONTRACTUAL	8,944	6,106	2,838	68%	32%
OTHER	150,787	133,031	17,756	88%	12%
INDIRECT	22,652	20,945	1,707	92%	8%
TOTAL TRAINING & TECHNICAL ASSISTANCE	249,168	236,754	12,414	95%	5%

CARRYOVER

EQUIPMENT	134,000	106,099	27,901	79%	21%
OTHER	343,802	5,152	338,650	1%	99%
INDIRECT	34,380	515	33,865	1%	99%
TOTAL CARRYOVER	512,182	111,766	400,416	22%	78%

GRAND TOTAL HS FEDERAL FUNDS **21,524,931** **14,099,937** **7,424,994** **66%** **34%**

HEAD START and EARLY HEAD START KERN NON-FEDERAL SHARE

SOURCE	BUDGET	ACTUAL	REMAINING	% SPENT	% REMAINING
IN-KIND	2,638,566	2,683,757	(45,191)	102%	-2%
CALIF DEPT OF ED	3,804,474	2,813,718	990,756	74%	26%
TOTAL NON-FEDERAL	6,443,040	5,497,475	945,565	85%	15%

Budget reflects Notice of Award #09CH9142-05-04 (adjusted for Child Care Food Subsidy).

Actual expenditures include posted expenditures and estimated adjustments through 11/30/2018.


Administrative Cost for HS and EHS Kern 8.1%

Agency-Wide Credit Card Report

	CURRENT	1 TO 30	31 TO 60	61 TO 90	TOTAL	STATEMENT DATE
Bank of America	29,221				29,221	11/21/2018
Lowe's	10,417	10,500	85		21,002	11/25/2018
Smart & Final	0	99		(20)	79	11/30/2018
Save Mart	3,124	1,120			4,244	11/25/2018
Chevron & Texaco Business Card	8,661				8,661	12/5/2018
Home Depot	5,390				5,390	12/5/2018
	56,813	11,719	85	(20)	68,597	

COMMUNITY ACTION PARTNERSHIP OF KERN MEMORANDUM

To: Policy Council



From: Donna Holland, Fiscal Administrator

Subject: Early Head Start – Kern
Budget to Actual Report for the Period Ended November 30, 2018 – Info Item

Date: December 18, 2018

The following are highlights of the Kern Early Head Start Budget to Actual Report for the period March 1, 2018 through November 30, 2018. Nine months (75%) of the 12-month budget period have elapsed.

Base Funds

Overall expenditures are at 54% of the budget.

Salaries & Fringe Benefits costs are low compared to this point in the budget period. Staff continuously monitor these categories to identify possible savings that may be used elsewhere in the program. A budget revision to use savings for the purchase of equipment was approved by Board of Directors on November 28.

Equipment: The budget provided for the purchase of a replacement vehicle for Maintenance & Operations, the cost of which exceeded the original estimate. The overage will be covered by savings in another cost category.

Supplies: Staff are in the process of purchasing sufficient supplies to meet program needs through the end of the budget period.

Contractual: Legal fees expended are lower than budgeted at this point in the budget period.

Training & Technical Assistance Funds

Overall expenditures are at 43% of the budget. Training events specific to infant/toddler care are planned for the balance of the budget period.

Carryover

The Office of Head Start approved the carryover of funds from the prior budget period in the amount of \$57,000 for the following purchases:

- Replacement food delivery van (1) – purchased;
- Replacement program vehicle (1) – pending purchase.

Community Action Partnership of Kern

Early Head Start - Kern

Budget to Actual Report

Budget Period: March 1, 2018 - February 28, 2019

Report Period: March 1, 2018 - November 30, 2018

Month 9 of 12 (75%)

Prepared 12/11/2018

BASE FUNDS	BUDGET	ACTUAL	REMAINING	% SPENT	% REMAINING
PERSONNEL	2,221,842	1,088,774	1,133,068	49%	51%
FRINGE BENEFITS	655,042	368,083	286,959	56%	44%
EQUIPMENT	30,000	34,690	(4,690)	116%	-16%
SUPPLIES	263,896	160,938	102,958	61%	39%
CONTRACTUAL	22,328	14,526	7,802	65%	35%
OTHER	535,893	359,632	176,261	67%	33%
INDIRECT	364,220	177,633	186,587	49%	51%
TOTAL BASE FUNDING	4,093,221	2,204,277	1,888,944	54%	46%
TRAINING & TECHNICAL ASSISTANCE					
TRAVEL	35,330	8,288	27,042	23%	77%
SUPPLIES	4,020	4,089	(69)	102%	-2%
CONTRACTUAL	3,656	3,046	610	83%	17%
OTHER	45,179	22,507	22,672	50%	50%
INDIRECT	8,819	3,684	5,135	42%	58%
TOTAL TRAINING & TECHNICAL ASSISTANCE	97,004	41,615	55,389	43%	57%
CARRYOVER					
EQUIPMENT	57,000	28,971	28,029	51%	49%
INDIRECT	0	0	0		
TOTAL CARRYOVER	57,000	28,971	28,029	51%	49%
GRAND TOTAL EHS FEDERAL FUNDS	4,247,225	2,274,862	1,972,363	54%	46%

Budget reflects Notice of Award #09CH9142-05-04 (adjusted for Child Care Food Subsidy)

Actual expenditures include posted expenditures and estimated adjustments through 10/31/2018.

COMMUNITY ACTION PARTNERSHIP OF KERN MEMORANDUM

To: Policy Council



From: Donna Holland, Fiscal Administrator

Subject: Early Head Start – San Joaquin
Budget to Actual Report for the Period Ended November 30, 2018 – Info Item

Date: December 18, 2018

The following are highlights of the San Joaquin Early Head Start Budget to Actual Report for the period February 1, 2018 through November 30, 2018. Ten months (83%) of the 12-month budget period have elapsed.

Base Funds

Overall expenditures are at 79% of the budget.

The **Equipment** budget provides for two replacement vehicles, which have not yet been purchased.

Training & Technical Assistance Funds

Overall expenditures are at 80% of the budget.

Travel costs have exceeded the amount budgeted. The overage will be covered by decreased spending in other categories.

Non-Federal Share

Non-Federal share is at 72% of the budget. Documentation for the entire month of November could not be tabulated in time to be included in this report; if the November total were to equal October, Non-Federal would be at 77%. Staff will request a waiver of non-Federal share from Office of Head Start.

**Community Action Partnership of Kern
Early Head Start - San Joaquin County
Budget to Actual Report**

Budget Period: February 1, 2018 - January 31, 2019
Report Period: February 1, 2018 - November 30, 2018
Month 10 of 12 (83%)

Prepared 12/11/2018

BASE FUNDS	BUDGET	ACTUAL	REMAINING	% SPENT	% REMAINING
PERSONNEL	3,097,074	2,468,889	628,185	80%	20%
FRINGE BENEFITS	827,018	672,525	154,493	81%	19%
TRAVEL	20,232	18,798	1,434	93%	7%
EQUIPMENT	47,500	0	47,500	0%	100%
SUPPLIES	135,535	104,786	30,749	77%	23%
CONTRACTUAL	11,923	13,706	(1,783)	115%	-15%
OTHER	593,113	435,664	157,449	73%	27%
INDIRECT	445,116	352,049	93,067	79%	21%
TOTAL	5,177,511	4,066,418	1,111,093	79%	21%

TRAINING & TECHNICAL ASSISTANCE FUNDS

PERSONNEL	25,200	20,698	4,502	82%	18%
FRINGE BENEFITS	8,689	7,416	1,273	85%	15%
TRAVEL	9,959	20,108	(10,149)	202%	-102%
SUPPLIES	7,961	3,839	4,122	48%	52%
CONTRACTUAL	3,500	0	3,500	0%	100%
OTHER	53,033	34,468	18,565	65%	35%
INDIRECT	10,833	8,615	2,218	80%	20%
TOTAL	119,175	95,145	24,030	80%	20%

GRAND TOTAL EHS FEDERAL FUNDS	5,296,686	4,161,563	1,135,123	79%	21%
--------------------------------------	------------------	------------------	------------------	------------	------------

NON-FEDERAL SHARE	BUDGET	ACTUAL	REMAINING	% SPENT	% REMAINING
IN-KIND	1,324,172	951,843	372,329	72%	28%
TOTAL NON-FEDERAL FUNDS	1,324,172	951,843	372,329	72%	28%

Centralized Administrative Cost	7.1%
Program Administrative Cost	2.5%
Total Administrative Cost	9.6%

Budget reflects Notice of Award #09CH010071-04-03

Actual expenditures include posted expenditures and estimated adjustments through 11/30/2018

COMMUNITY ACTION PARTNERSHIP OF KERN MEMORANDUM

To: Policy Council



From: Donna Holland, Fiscal Administrator

Subject: Early Head Start Child Care Partnerships
Budget to Actual Report for the Period Ended November 30, 2018 – Info Item

Date: December 18, 2018

The following are highlights of the Early Head Start Child Care Partnerships Budget to Actual Report for the period September 1, 2018 through November 30, 2018. Three months (25%) of the 12-month budget period has elapsed.

Base Funds

Overall expenditures are at 21% of the budget. Expenses in each category are as expected for this point in the budget period.

Training & Technical Assistance (T&TA)

Overall expenditures are at 3% of the budget. Training expenses are incurred as needed, rather than evenly each month; the funds will be fully expended by budget year-end.

Non-Federal Share

Non-Federal share is at 46% of the budget.

**Community Action Partnership of Kern
Early Head Start - Child Care Partnerships
Budget to Actual Report**

Budget Period: September 1, 2018 - August 31, 2019
Report Period: September 1, 2018 - November 30, 2018
Month 3 of 12 (25%)

Prepared 12/11/2018

BASE FUNDS	BUDGET	ACTUAL	REMAINING	% SPENT	% REMAINING
PERSONNEL	130,082	22,960	107,122	18%	82%
FRINGE BENEFITS	33,248	6,441	26,807	19%	81%
SUPPLIES	1,750	125	1,625	7%	93%
CONTRACTUAL	462,028	108,000	354,028	23%	77%
OTHER	17,395	1,986	15,409	11%	89%
INDIRECT	64,398	10,538	53,860	16%	84%
TOTAL BASE	708,901	150,051	558,850	21%	79%

TRAINING & TECHNICAL ASSISTANCE FUNDS	BUDGET	ACTUAL	REMAINING	% SPENT	% REMAINING
TRAVEL	5,294	237	5,057	4%	96%
SUPPLIES	3,506	0	3,506	0%	100%
OTHER	6,473	199	6,274	3%	97%
INDIRECT	1,527	44	1,483	3%	97%
TOTAL TRAINING & TECHNICAL ASSISTANCE	16,800	479	16,321	3%	97%

GRAND TOTAL FEDERAL FUNDS	725,701	150,530	575,171	21%	79%
----------------------------------	----------------	----------------	----------------	------------	------------

NON-FEDERAL SHARE	BUDGET	ACTUAL	REMAINING	% SPENT	% REMAINING
IN-KIND	181,425	83,247	98,178	46%	54%
TOTAL NON-FEDERAL FUNDS	181,425	83,247	98,178	46%	54%

Centralized Administrative Cost	4.5%
Program Administrative Cost	0.6%
Total Administrative Cost	5.1%

Budget reflects Notice of Award #09HP0036-04-00.

Actual expenditures include posted expenditures and estimated adjustments through 11/30/2018.

**COMMUNITY ACTION PARTNERSHIP OF KERN
PARENT LOCAL TRAVEL & CHILD CARE
2018-2019**

KERN HEAD START

MONTH	BEGINNING BALANCE	SPENT THIS MONTH	SPENT YEAR-TO-DATE	REMAINING BALANCE	% OF YEAR ELAPSED	% OF BUDGET SPENT
MARCH 2018	\$ 9,688.00	\$ 266.15	\$ 266.15	\$ 9,421.85	8%	3%
APRIL 2018	\$ 9,421.85	\$ 197.05	\$ 463.20	\$ 9,224.80	17%	5%
MAY 2018	\$ 9,224.80	\$ 277.57	\$ 740.77	\$ 8,947.23	25%	8%
JUNE 2018	\$ 8,947.23	\$ 180.96	\$ 921.73	\$ 8,766.27	33%	10%
JULY 2018	\$ 8,766.27	\$ 210.87	\$ 1,132.60	\$ 8,555.40	42%	12%
AUGUST 2018	\$ 8,555.40	\$ 193.83	\$ 1,326.43	\$ 8,361.57	50%	14%
SEPTEMBER 2018	\$ 8,361.57	\$ 146.37	\$ 1,472.80	\$ 8,215.20	58%	15%
OCTOBER 2018	\$ 8,215.20	\$ 347.68	\$ 1,820.48	\$ 7,867.52	67%	19%
NOVEMBER 2018	\$ 7,867.52	\$ 364.88	\$ 2,185.36	\$ 7,502.64	75%	23%
DECEMBER 2018	\$ 7,502.64		\$ 2,185.36	\$ 7,502.64	83%	
JANUARY 2019	\$ 7,502.64		\$ 2,185.36	\$ 7,502.64	92%	
FEBRUARY 2019	\$ 7,502.64		\$ 2,185.36	\$ 7,502.64	100%	

KERN EARLY HEAD START

MONTH	BEGINNING BALANCE	SPENT THIS MONTH	SPENT YEAR-TO-DATE	REMAINING BALANCE	% OF YEAR ELAPSED	% OF BUDGET SPENT
MARCH 2018	\$ 1,262.00	\$ 43.32	\$ 43.32	\$ 1,218.68	8%	3%
APRIL 2018	\$ 1,218.68	\$ 32.08	\$ 75.40	\$ 1,186.60	17%	6%
MAY 2018	\$ 1,186.60	\$ 45.17	\$ 120.57	\$ 1,141.43	25%	10%
JUNE 2018	\$ 1,141.43	\$ 29.46	\$ 150.03	\$ 1,111.97	33%	12%
JULY 2018	\$ 1,111.97	\$ 34.33	\$ 184.36	\$ 1,077.64	42%	15%
AUGUST 2018	\$ 1,077.64	\$ 31.56	\$ 215.92	\$ 1,046.08	50%	17%
SEPTEMBER 2018	\$ 1,046.08	\$ 23.83	\$ 239.75	\$ 1,022.25	58%	19%
OCTOBER 2018	\$ 1,022.25	\$ 56.21	\$ 295.96	\$ 966.04	67%	23%
NOVEMBER 2018	\$ 966.04	\$ 37.32	\$ 333.28	\$ 928.72	75%	26%
DECEMBER 2018	\$ 928.72		\$ 333.28	\$ 928.72	83%	
JANUARY 2019	\$ 928.72		\$ 333.28	\$ 928.72	92%	
FEBRUARY 2019	\$ 928.72		\$ 333.28	\$ 928.72	100%	

**COMMUNITY ACTION PARTNERSHIP OF KERN
PARENT LOCAL TRAVEL & CHILD CARE
2018-2019**

SAN JOAQUIN EARLY HEAD START

MONTH	BEGINNING BALANCE		SPENT YEAR-TO-DATE	REMAINING BALANCE	% OF YEAR ELAPSED	% OF BUDGET SPENT
FEBRUARY 2018	\$ 455.00	\$ -	\$ -	\$ 455.00	8%	0%
MARCH 2018	\$ 455.00	\$ -	\$ -	\$ 455.00	17%	0%
APRIL 2018	\$ 455.00	\$ -	\$ -	\$ 455.00	25%	0%
MAY 2018	\$ 455.00	\$ 2.73	\$ 2.73	\$ 452.27	33%	1%
JUNE 2018	\$ 452.27	\$ 2.73	\$ 5.46	\$ 449.54	42%	1%
JULY 2018	\$ 449.54	\$ -	\$ 5.46	\$ 449.54	50%	1%
AUGUST 2018	\$ 449.54	\$ 2.73	\$ 8.19	\$ 446.81	58%	2%
SEPTEMBER 2018	\$ 446.81	\$ 2.73	\$ 10.92	\$ 444.08	67%	2%
OCTOBER 2018	\$ 444.08	\$ -	\$ 10.92	\$ 444.08	75%	2%
NOVEMBER 2018	\$ 444.08	\$ -	\$ 10.92	\$ 444.08	83%	2%
DECEMBER 2018	\$ 444.08		\$ 10.92	\$ 444.08	92%	
JANUARY 2019	\$ 444.08		\$ 10.92	\$ 444.08	100%	

EARLY HEAD START CHILD CARE PARTNERSHIPS

MONTH	BEGINNING BALANCE	SPENT THIS MONTH	SPENT YEAR-TO-DATE	REMAINING BALANCE	% OF YEAR ELAPSED	% OF BUDGET SPENT
SEPTEMBER 2018	\$ 285.00	\$ -	\$ -	\$ 285.00	8%	0%
OCTOBER 2018	\$ 285.00	\$ -	\$ -	\$ 285.00	17%	0%
NOVEMBER 2018	\$ 285.00	\$ -	\$ -	\$ 285.00	25%	0%
DECEMBER 2018	\$ 285.00		\$ -	\$ 285.00	33%	
JANUARY 2019	\$ 285.00		\$ -	\$ 285.00	42%	
FEBRUARY 2019	\$ 285.00		\$ -	\$ 285.00	50%	
MARCH 2019	\$ 285.00		\$ -	\$ 285.00	58%	
APRIL 2019	\$ 285.00		\$ -	\$ 285.00	67%	
MAY 2019	\$ 285.00		\$ -	\$ 285.00	75%	
JUNE 2019	\$ 285.00		\$ -	\$ 285.00	83%	
JULY 2019	\$ 285.00		\$ -	\$ 285.00	92%	
AUGUST 2019	\$ 285.00		\$ -	\$ 285.00	100%	

Prepared by Donna Holland
December 12, 2018

**COMMUNITY ACTION PARTNERSHIP OF KERN
VIAJES LOCALES DE LOS PADRES y CUIDADO DE NINOS
2018-2019**

KERN HEAD START

MES	BALANCE INICIAL	LO QUE SE GASTO ESTE MES	LO QUE SE HA GASTADO HASTA ESTE AÑO	SALDO RESTANTE	PORCENTAJE DEL AÑO TRANSCURRIDO	PORCENTAJE DEL PRESUPUESTO QUE SE GASTO
MARZO DEL 2018	\$ 9,688.00	\$ 266.15	\$ 266.15	\$ 9,421.85	8%	3%
ABRIL DEL 2018	\$ 9,421.85	\$ 197.05	\$ 463.20	\$ 9,224.80	17%	5%
MAYO DEL 2018	\$ 9,224.80	\$ 277.57	\$ 740.77	\$ 8,947.23	25%	8%
JUNIO DEL 2018	\$ 8,947.23	\$ 180.96	\$ 921.73	\$ 8,766.27	33%	10%
JULIO DEL 2018	\$ 8,766.27	\$ 210.87	\$ 1,132.60	\$ 8,555.40	42%	12%
AGOSTO DEL 2018	\$ 8,555.40	\$ 193.83	\$ 1,326.43	\$ 8,361.57	50%	14%
SEPTIEMBRE DEL 2018	\$ 8,361.57	\$ 146.37	\$ 1,472.80	\$ 8,215.20	58%	15%
OCTUBRE DEL 2018	\$ 8,215.20	\$ 347.68	\$ 1,820.48	\$ 7,867.52	67%	19%
NOVIEMBRE DEL 2018	\$ 7,867.52	\$ 364.88	\$ 2,185.36	\$ 7,502.64	75%	23%
DICIEMBRE DEL 2018	\$ 7,502.64	\$ -	\$ 2,185.36	\$ 7,502.64	83%	
ENERO DEL 2019	\$ 7,502.64	\$ -	\$ 2,185.36	\$ 7,502.64	92%	
FEBRERO DEL 2019	\$ 7,502.64	\$ -	\$ 2,185.36	\$ 7,502.64	100%	

KERN EARLY HEAD START

MES	BALANCE INICIAL	LO QUE SE GASTO ESTE MES	LO QUE SE HA GASTADO HASTA ESTE AÑO	SALDO RESTANTE	PORCENTAJE DEL AÑO TRANSCURRIDO	PORCENTAJE DEL PRESUPUESTO QUE SE GASTO
MARZO DEL 2018	\$ 1,262.00	\$ 43.32	\$ 43.32	\$ 1,218.68	8%	3%
ABRIL DEL 2018	\$ 1,218.68	\$ 32.08	\$ 75.40	\$ 1,186.60	17%	6%
MAYO DEL 2018	\$ 1,186.60	\$ 45.17	\$ 120.57	\$ 1,141.43	25%	10%
JUNIO DEL 2018	\$ 1,141.43	\$ 29.46	\$ 150.03	\$ 1,111.97	33%	12%
JULIO DEL 2018	\$ 1,111.97	\$ 34.33	\$ 184.36	\$ 1,077.64	42%	15%
AGOSTO DEL 2018	\$ 1,077.64	\$ 31.56	\$ 215.92	\$ 1,046.08	50%	17%
SEPTIEMBRE DEL 2018	\$ 1,046.08	\$ 23.83	\$ 239.75	\$ 1,022.25	58%	19%
OCTUBRE DEL 2018	\$ 1,022.25	\$ 56.21	\$ 295.96	\$ 966.04	67%	23%
NOVIEMBRE DEL 2018	\$ 966.04	\$ 37.32	\$ 333.28	\$ 928.72	75%	26%
DICIEMBRE DEL 2018	\$ 928.72	\$ -	\$ 333.28	\$ 928.72	83%	
ENERO DEL 2019	\$ 928.72	\$ -	\$ 333.28	\$ 928.72	92%	
FEBRERO DEL 2019	\$ 928.72	\$ -	\$ 333.28	\$ 928.72	100%	

**COMMUNITY ACTION PARTNERSHIP OF KERN
VIAJES LOCALES DE LOS PADRES y CUIDADO DE NIÑOS
2018-2019**

SAN JOAQUIN EARLY HEAD START

MES	BALANCE INICIAL	LO QUE SE GASTO ESTE MES	LO QUE SE HA GASTADO HASTA ESTE AÑO	SALDO RESTANTE	PORCENTAJE DEL AÑO TRANSCURRIDO	PORCENTAJE DEL PRESUPUESTO QUE SE GASTO
FEBRERO DEL 2018	\$ 455.00	\$ -	\$ -	\$ 455.00	8%	0%
MARZO DEL 2018	\$ 455.00	\$ -	\$ -	\$ 455.00	17%	0%
ABRIL DEL 2018	\$ 455.00	\$ -	\$ -	\$ 455.00	25%	0%
MAYO DEL 2018	\$ 455.00	\$ 2.73	\$ 2.73	\$ 452.27	33%	1%
JUNIO DEL 2018	\$ 452.27	\$ 2.73	\$ 2.73	\$ 449.54	42%	1%
JULIO DEL 2018	\$ 449.54	\$ -	\$ -	\$ 449.54	50%	1%
AGOSTO DEL 2018	\$ 449.54	\$ 2.73	\$ 2.73	\$ 446.81	58%	2%
SEPTIEMBRE DEL 2018	\$ 446.81	\$ 2.73	\$ 2.73	\$ 444.08	67%	2%
OCTUBRE DEL 2018	\$ 444.08	\$ -	\$ -	\$ 444.08	75%	2%
NOVIEMBRE DEL 2018	\$ 444.08	\$ -	\$ -	\$ 444.08	83%	2%
DICIEMBRE DEL 2018	\$ 444.08	\$ -	\$ -	\$ 444.08	92%	
ENERO DEL 2019	\$ 444.08	\$ -	\$ -	\$ 444.08	100%	

EARLY HEAD START CHILD CARE PARTNERSHIPS

MES	BALANCE INICIAL	LO QUE SE GASTO ESTE MES	LO QUE SE HA GASTADO HASTA ESTE AÑO	SALDO RESTANTE	PORCENTAJE DEL AÑO TRANSCURRIDO	PORCENTAJE DEL PRESUPUESTO QUE SE GASTO
SEPTIEMBRE DEL 2018	\$ 285.00	\$ -	\$ -	\$ 285.00	8%	0%
OCTUBRE DEL 2018	\$ 285.00	\$ -	\$ -	\$ 285.00	17%	0%
NOVIEMBRE DEL 2018	\$ 285.00	\$ -	\$ -	\$ 285.00	25%	0%
DICIEMBRE DEL 2018	\$ 285.00	\$ -	\$ -	\$ 285.00	33%	
ENERO DEL 2019	\$ 285.00	\$ -	\$ -	\$ 285.00	42%	
FEBRERO DEL 2019	\$ 285.00	\$ -	\$ -	\$ 285.00	50%	
MARZO DEL 2019	\$ 285.00	\$ -	\$ -	\$ 285.00	58%	
ABRIL DEL 2019	\$ 285.00	\$ -	\$ -	\$ 285.00	67%	
MAYO DEL 2019	\$ 285.00	\$ -	\$ -	\$ 285.00	75%	
JUNIO DEL 2019	\$ 285.00	\$ -	\$ -	\$ 285.00	83%	
JULIO DEL 2019	\$ 285.00	\$ -	\$ -	\$ 285.00	92%	
AGOSTO DEL 2019	\$ 285.00	\$ -	\$ -	\$ 285.00	100%	

Preparado por Donna Holland
12 de diciembre 2018

**COMMUNITY ACTION PARTNERSHIP OF KERN
PARENT ACTIVITIES
2018-2019**

KERN HEAD START

MONTH	BEGINNING BALANCE	SPENT THIS MONTH	SPENT YEAR-TO-DATE	REMAINING BALANCE	% OF YEAR ELAPSED	% OF BUDGET SPENT
MARCH 2018	\$ 25,112.00	\$ 1,316.90	\$ 1,316.90	\$ 23,795.10	8%	5%
APRIL 2018	\$ 23,795.10	\$ 293.79	\$ 1,610.69	\$ 23,501.31	17%	6%
MAY 2018	\$ 23,501.31	\$ 383.53	\$ 1,994.22	\$ 23,117.78	25%	8%
JUNE 2018	\$ 23,117.78	\$ 196.63	\$ 2,190.85	\$ 22,921.15	33%	9%
JULY 2018	\$ 22,921.15	\$ 196.41	\$ 2,387.26	\$ 22,724.74	42%	10%
AUGUST 2018	\$ 22,724.74	\$ 235.77	\$ 2,623.03	\$ 22,488.97	50%	10%
SEPTEMBER 2018	\$ 22,488.97	\$ 357.96	\$ 2,980.99	\$ 22,131.01	58%	12%
OCTOBER 2018	\$ 22,131.01	\$ 2,624.88	\$ 5,605.87	\$ 19,506.13	67%	22%
NOVEMBER 2018	\$ 19,506.13	\$ 619.24	\$ 6,225.11	\$ 18,886.89	75%	25%
DECEMBER 2018	\$ 18,886.89		\$ 6,225.11	\$ 18,886.89	83%	
JANUARY 2019	\$ 18,886.89		\$ 6,225.11	\$ 18,886.89	92%	
FEBRUARY 2019	\$ 18,886.89		\$ 6,225.11	\$ 18,886.89	100%	

KERN EARLY HEAD START

MONTH	BEGINNING BALANCE	SPENT THIS MONTH	SPENT YEAR-TO-DATE	REMAINING BALANCE	% OF YEAR ELAPSED	% OF BUDGET SPENT
MARCH 2018	\$ 4,088.00	\$ 215.42	\$ 215.42	\$ 3,872.58	8%	5%
APRIL 2018	\$ 3,872.58	\$ 47.82	\$ 263.24	\$ 3,824.76	17%	6%
MAY 2018	\$ 3,824.76	\$ 62.43	\$ 325.67	\$ 3,762.33	25%	8%
JUNE 2018	\$ 3,762.33	\$ 32.00	\$ 357.67	\$ 3,730.33	33%	9%
JULY 2018	\$ 3,730.33	\$ 31.98	\$ 389.65	\$ 3,698.35	42%	10%
AUGUST 2018	\$ 3,698.35	\$ 38.38	\$ 428.03	\$ 3,659.97	50%	10%
SEPTEMBER 2018	\$ 3,659.97	\$ 58.26	\$ 486.29	\$ 3,601.71	58%	12%
OCTOBER 2018	\$ 3,601.71	\$ 427.29	\$ 913.58	\$ 3,174.42	67%	22%
NOVEMBER 2018	\$ 3,174.42	\$ 100.80	\$ 1,014.38	\$ 3,073.62	75%	25%
DECEMBER 2018	\$ 3,073.62		\$ 1,014.38	\$ 3,073.62	83%	
JANUARY 2019	\$ 3,073.62		\$ 1,014.38	\$ 3,073.62	92%	
FEBRUARY 2019	\$ 3,073.62		\$ 1,014.38	\$ 3,073.62	100%	

**COMMUNITY ACTION PARTNERSHIP OF KERN
PARENT ACTIVITIES
2018-2019**

SAN JOAQUIN EARLY HEAD START

MONTH	BEGINNING BALANCE	SPENT THIS MONTH	SPENT YEAR-TO-DATE	REMAINING BALANCE	% OF YEAR ELAPSED	% OF BUDGET SPENT
FEBRUARY 2018	\$ 9,268.00	\$ 149.61	\$ 149.61	\$ 9,118.39	8%	2%
MARCH 2018	\$ 9,118.39	\$ 28.10	\$ 177.71	\$ 9,090.29	17%	2%
APRIL 2018	\$ 9,090.29	\$ 8.16	\$ 185.87	\$ 9,082.13	25%	2%
MAY 2018	\$ 9,082.13	\$ 64.92	\$ 250.79	\$ 9,017.21	33%	3%
JUNE 2018	\$ 9,017.21	\$ -	\$ 250.79	\$ 9,017.21	42%	3%
JULY 2018	\$ 9,017.21	\$ -	\$ 250.79	\$ 9,017.21	50%	3%
AUGUST 2018	\$ 9,017.21	\$ 6.76	\$ 257.55	\$ 9,010.45	58%	3%
SEPTEMBER 2018	\$ 9,010.45	\$ -	\$ 257.55	\$ 9,010.45	67%	3%
OCTOBER 2018	\$ 9,010.45	\$ -	\$ 257.55	\$ 9,010.45	75%	3%
NOVEMBER 2018	\$ 9,010.45	\$ -	\$ 257.55	\$ 9,010.45	83%	3%
DECEMBER 2018	\$ 9,010.45		\$ 257.55	\$ 9,010.45	92%	
JANUARY 2019	\$ 9,010.45		\$ 257.55	\$ 9,010.45	100%	

EARLY HEAD START CHILD CARE PARTNERSHIPS

MONTH	BEGINNING BALANCE	SPENT THIS MONTH	SPENT YEAR-TO-DATE	REMAINING BALANCE	% OF YEAR ELAPSED	% OF BUDGET SPENT
SEPTEMBER 2018	\$ 560.00	\$ 26.21	\$ 26.21	\$ 533.79	8%	5%
OCTOBER 2018	\$ 533.79	\$ 23.94	\$ 50.15	\$ 509.85	17%	9%
NOVEMBER 2018	\$ 509.85	\$ 13.17	\$ 63.32	\$ 496.68	25%	11%
DECEMBER 2018	\$ 496.68		\$ 63.32	\$ 496.68	33%	
JANUARY 2019	\$ 496.68		\$ 63.32	\$ 496.68	42%	
FEBRUARY 2019	\$ 496.68		\$ 63.32	\$ 496.68	50%	
MARCH 2019	\$ 496.68		\$ 63.32	\$ 496.68	58%	
APRIL 2019	\$ 496.68		\$ 63.32	\$ 496.68	67%	
MAY 2019	\$ 496.68		\$ 63.32	\$ 496.68	75%	
JUNE 2019	\$ 496.68		\$ 63.32	\$ 496.68	83%	
JULY 2019	\$ 496.68		\$ 63.32	\$ 496.68	92%	
AUGUST 2019	\$ 496.68		\$ 63.32	\$ 496.68	100%	

Prepared by Donna Holland
December 12, 2018

**COMMUNITY ACTION PARTNERSHIP OF KERN
ACTIVIDADES DE LOS PADRES
2018-2019**

KERN HEAD START

MES	BALANCE INICIAL	LO QUE SE GASTO ESTE MES	LO QUE SE HA GASTADO HASTA ESTE AÑO	SALDO RESTANTE	PORCENTAJE DEL AÑO TRANSCURRIDO	PORCENTAJE DEL PRESUPUESTO QUE SE GASTO
MARZO DEL 2018	\$ 25,112.00	\$ 1,316.90	\$ 1,316.90	\$ 23,795.10	8%	5%
ABRIL DEL 2018	\$ 23,795.10	\$ 293.79	\$ 1,610.69	\$ 23,501.31	17%	6%
MAYO DEL 2018	\$ 23,501.31	\$ 383.53	\$ 1,994.22	\$ 23,117.78	25%	8%
JUNIO DEL 2018	\$ 23,117.78	\$ 196.63	\$ 2,190.85	\$ 22,921.15	33%	9%
JULIO DEL 2018	\$ 22,921.15	\$ 196.41	\$ 2,387.26	\$ 22,724.74	42%	10%
AGOSTO DEL 2018	\$ 22,724.74	\$ 235.77	\$ 2,623.03	\$ 22,488.97	50%	10%
SEPTIEMBRE DEL 2018	\$ 22,488.97	\$ 357.96	\$ 2,980.99	\$ 22,131.01	58%	12%
OCTUBRE DEL 2018	\$ 22,131.01	\$ 2,624.88	\$ 5,605.87	\$ 19,506.13	67%	22%
NOVIEMBRE DEL 2018	\$ 19,506.13	\$ 619.24	\$ 6,225.11	\$ 18,886.89	75%	25%
DICIEMBRE DEL 2018	\$ 18,886.89	\$ -	\$ 6,225.11	\$ 18,886.89	83%	
ENERO DEL 2019	\$ 18,886.89	\$ -	\$ 6,225.11	\$ 18,886.89	92%	
FEBRERO DEL 2019	\$ 18,886.89	\$ -	\$ 6,225.11	\$ 18,886.89	100%	

KERN EARLY HEAD START

MES	BALANCE INICIAL	LO QUE SE GASTO ESTE MES	LO QUE SE HA GASTADO HASTA ESTE AÑO	SALDO RESTANTE	PORCENTAJE DEL AÑO TRANSCURRIDO	PORCENTAJE DEL PRESUPUESTO QUE SE GASTO
MARZO DEL 2018	\$ 4,088.00	\$ 215.42	\$ 215.42	\$ 3,872.58	8%	5%
ABRIL DEL 2018	\$ 3,872.58	\$ 47.82	\$ 263.24	\$ 3,824.76	17%	6%
MAYO DEL 2018	\$ 3,824.76	\$ 62.43	\$ 325.67	\$ 3,762.33	25%	8%
JUNIO DEL 2018	\$ 3,762.33	\$ 32.00	\$ 357.67	\$ 3,730.33	33%	9%
JULIO DEL 2018	\$ 3,730.33	\$ 31.98	\$ 389.65	\$ 3,698.35	42%	10%
AGOSTO DEL 2018	\$ 3,698.35	\$ 38.38	\$ 428.03	\$ 3,659.97	50%	10%
SEPTIEMBRE DEL 2018	\$ 3,659.97	\$ 58.26	\$ 486.29	\$ 3,601.71	58%	12%
OCTUBRE DEL 2018	\$ 3,601.71	\$ 427.29	\$ 913.58	\$ 3,174.42	67%	22%
NOVIEMBRE DEL 2018	\$ 3,174.42	\$ 100.80	\$ 1,014.38	\$ 3,073.62	75%	25%
DICIEMBRE DEL 2018	\$ 3,073.62	\$ -	\$ 1,014.38	\$ 3,073.62	83%	
ENERO DEL 2019	\$ 3,073.62	\$ -	\$ 1,014.38	\$ 3,073.62	92%	
FEBRERO DEL 2019	\$ 3,073.62	\$ -	\$ 1,014.38	\$ 3,073.62	100%	

**COMMUNITY ACTION PARTNERSHIP OF KERN
ACTIVIDADES DE LOS PADRES
2018-2019**

SAN JOAQUIN EARLY HEAD START

MES	BALANCE INICIAL	LO QUE SE GASTO ESTE MES	LO QUE SE HA GASTADO HASTA ESTE AÑO	SALDO RESTANTE	PORCENTAJE DEL AÑO TRANSCURRIDO	PORCENTAJE DEL PRESUPUESTO QUE SE GASTO
FEBRERO DEL 2018	\$ 9,268.00	\$ 149.61	\$ 149.61	\$ 9,118.39	8%	2%
MARZO DEL 2018	\$ 9,118.39	\$ 28.10	\$ 177.71	\$ 9,090.29	17%	2%
ABRIL DEL 2018	\$ 9,090.29	\$ 8.16	\$ 185.87	\$ 9,082.13	25%	2%
MAYO DEL 2018	\$ 9,082.13	\$ 64.92	\$ 250.79	\$ 9,017.21	33%	3%
JUNIO DEL 2018	\$ 9,017.21	\$ -	\$ 250.79	\$ 9,017.21	42%	3%
JULIO DEL 2018	\$ 9,017.21	\$ -	\$ 250.79	\$ 9,017.21	50%	3%
AGOSTO DEL 2018	\$ 9,017.21	\$ 6.76	\$ 257.55	\$ 9,010.45	58%	3%
SEPTIEMBRE DEL 2018	\$ 9,010.45	\$ -	\$ 257.55	\$ 9,010.45	67%	3%
OCTUBRE DEL 2018	\$ 9,010.45	\$ -	\$ 257.55	\$ 9,010.45	75%	3%
NOVIEMBRE DEL 2018	\$ 9,010.45	\$ -	\$ 257.55	\$ 9,010.45	83%	3%
DICIEMBRE DEL 2018	\$ 9,010.45	\$ -	\$ 257.55	\$ 9,010.45	92%	
ENERO DEL 2019	\$ 9,010.45	\$ -	\$ 257.55	\$ 9,010.45	100%	

EARLY HEAD START CHILD CARE PARTNERSHIPS

MES	BALANCE INICIAL	LO QUE SE GASTO ESTE MES	LO QUE SE HA GASTADO HASTA ESTE AÑO	SALDO RESTANTE	PORCENTAJE DEL AÑO TRANSCURRIDO	PORCENTAJE DEL PRESUPUESTO QUE SE GASTO
SEPTIEMBRE DEL 2018	\$ 560.00	\$ 26.21	\$ 26.21	\$ 533.79	8%	5%
OCTUBRE DEL 2018	\$ 533.79	\$ 23.94	\$ 50.15	\$ 509.85	17%	9%
NOVIEMBRE DEL 2018	\$ 509.85	\$ 13.17	\$ 63.32	\$ 496.68	25%	11%
DICIEMBRE DEL 2018	\$ 496.68	\$ -	\$ 63.32	\$ 496.68	33%	
ENERO DEL 2019	\$ 496.68	\$ -	\$ 63.32	\$ 496.68	42%	
FEBRERO DEL 2019	\$ 496.68	\$ -	\$ 63.32	\$ 496.68	50%	
MARZO DEL 2019	\$ 496.68	\$ -	\$ 63.32	\$ 496.68	58%	
ABRIL DEL 2019	\$ 496.68	\$ -	\$ 63.32	\$ 496.68	67%	
MAYO DEL 2019	\$ 496.68	\$ -	\$ 63.32	\$ 496.68	75%	
JUNIO DEL 2019	\$ 496.68	\$ -	\$ 63.32	\$ 496.68	83%	
JULIO DEL 2019	\$ 496.68	\$ -	\$ 63.32	\$ 496.68	92%	
AGOSTO DEL 2019	\$ 496.68	\$ -	\$ 63.32	\$ 496.68	100%	

Preparado por Donna Holland
12 de diciembre 2018

**Community Action Partnership of Kern
 Head Start and Early Head Start
 Non-Federal Share and In-Kind Year-to-Date Report
 Budget Period: March 1, 2018 through February 28, 2019
 Report for period ending November 30, 2018 (Month 9 of 12)**

Percent of year elapsed: 75%

LOCATION	FUNDED ENROLLMENT	March	April	May	June	July	Aug	Sep	Oct	Nov	YTD Totals	IN-KIND GOAL	% OF GOAL MET
Alberta Dillard	68	34,035	33,958	21,731	0	0	10,517	25,456	32,373	0	158,071	76,308	207%
Alicante	34	4,692	4,448	2,107	0	0	1,526	3,227	4,204	4,839	25,043	38,154	66%
Broadway	44	0	0	0	0	0	4,490	5,784	255	212	10,741	49,375	22%
California City	34	7,639	8,452	5,366	0	0	0	3,626	232	6,695	32,010	38,154	84%
Casa Loma	34	4,741	5,183	1,355	0	0	1,767	6,178	4,576	6,058	29,858	38,154	78%
Cleo Foran	34	5,926	8,272	3,789	0	0	1,727	4,324	7,499	53	31,590	38,154	83%
Delano	76	19,655	19,877	16,675	0	0	1,788	10,133	19,108	15,731	102,967	85,285	121%
East California	70	29,277	35,209	15,896	0	0	5,521	25,236	32,121	31,906	175,165	78,552	223%
Fairfax	40	6,009	9,054	12,009	0	0	5,802	6,053	8,414	11,181	58,521	44,887	130%
Fairview	34	13,069	11,503	6,105	0	0	3,748	8,069	261	5,809	48,564	38,154	127%
Faith	34	12,847	12,659	7,030	0	0	4,741	9,021	184	10,994	57,475	38,154	151%
Franklin	24	3,513	6,447	4,266	0	0	2,193	7,665	5,387	124	29,594	26,332	110%
Harvey L. Hall	138	21,720	29,503	22,725	15,148	11,629	17,187	13,616	23,550	8,465	163,543	154,859	106%
Heritage	34	7,911	10,768	4,963	0	0	999	4,771	9,102	9,354	47,868	38,154	125%
Home Base	225	17,049	17,202	15,282	12,474	13,790	7,071	10,638	409	245	94,159	126,244	75%
Lamont	34	7,478	10,778	7,882	0	0	3,185	9,388	5,704	98	44,513	38,154	117%
Lost Hills	20	2,937	3,716	2,597	0	0	654	2,875	2,210	180	15,169	22,443	68%
Martha J. Morgan	83	31,274	30,858	17,626	0	0	8,381	19,854	602	21,323	129,918	93,140	139%
McFarland	24	4,784	3,808	2,560	0	0	0	3,161	3,063	2,777	20,154	26,932	75%
Mojave	34	4,209	4,167	2,109	0	0	413	0	0	0	10,896	38,154	29%
Noble	34	9,452	10,102	3,947	0	0	0	11,785	10,943	245	46,473	38,154	122%
Oasis	57	13,411	12,619	7,489	0	0	5,337	4,960	114	11,618	55,549	63,964	87%
Oildale	34	5,905	5,413	3,750	0	0	2,378	5,659	4,909	3,526	31,539	38,154	83%
Pacific	62	16,766	16,247	13,908	11,839	11,369	12,835	11,695	16,779	12,327	123,765	69,575	178%
Pete H. Parra	112	19,356	23,534	21,390	9,188	9,352	14,020	18,220	0	395	115,454	125,683	92%
Pioneer	34	6,475	8,081	4,443	0	0	797	4,185	4,381	0	28,361	38,154	74%
Planz	34	5,440	5,916	3,617	0	0	3,462	5,212	8,891	222	32,759	38,154	86%
Primeros Pasos	76	9,563	21,624	16,661	10,089	6,159	10,438	14,034	17,287	14,464	120,319	85,285	141%
Rafer Johnson	34	3,563	3,419	0	0	0	1,684	3,338	3,748	2,575	18,325	38,154	48%
Roosevelt	34	2,820	4,408	1,913	0	0	0	559	0	165	9,866	38,154	26%
Rosamond	100	19,580	24,699	13,748	0	0	6,900	18,650	6,100	0	89,677	112,217	80%
San Diego Street	48	11,831	13,317	14,156	10,771	9,896	6,525	6,329	6,116	5,262	84,204	53,864	156%
Seibert	34	6,818	4,353	2,998	0	0	2,382	7,260	3,471	857	28,139	38,154	74%
Shafter	34	15,216	16,512	8,503	0	0	7,601	16,055	16,603	12,355	92,844	38,154	243%
Shafter HS/EHS	36	4,713	6,144	4,731	5,032	4,404	3,785	3,235	3,579	1,590	37,215	40,398	92%
Sterling	122	19,096	23,747	18,996	8,747	9,507	15,899	16,017	15,919	14,515	142,444	136,905	104%
Sunrise Villa	34	4,377	3,346	1,945	0	0	0	3,374	6,503	12,092	31,636	38,154	83%
Taft	78	6,592	6,061	1,103	0	0	926	5,255	7,432	0	27,368	87,529	31%
Tehachapi	34	6,832	6,982	3,413	0	0	3,248	6,284	4,360	4,780	36,899	38,154	94%

Community Action Partnership of Kern
 Head Start and Early Head Start
 Non-Federal Share and In-Kind Year-to-Date Report
 Budget Period: March 1, 2018 through February 28, 2019
 Report for period ending November 30, 2018 (Month 9 of 12)

Percent of year elapsed: 75%

LOCATION	FUNDED ENROLLMENT	March	April	May	June	July	Aug	Sep	Oct	Nov	YTD Totals	IN-KIND GOAL	% OF GOAL MET
Vineland	20	8,266	7,254	2,213	0	0	428	1,680	6,200	0	26,041	22,443	116%
Virginia	34	5,596	5,282	0	0	0	1,761	5,071	4,771	5,686	28,167	38,154	74%
Wesley	60	6,389	8,795	3,719	0	0	2,855	2,613	1,403	0	25,774	67,330	38%
Williams	34	10,911	10,920	6,048	0	0	4,715	6,104	219	7,017	45,934	38,154	120%
Willow	72	22,239	25,426	14,557	0	0	8,939	15,578	13,228	13,441	113,457	80,796	140%
Administrative Services		0	0	0	0	0	0	0	0	0	0	0	0
Program Services		920	1,867	0	0	0	0	0	0	0	2,787	67,661	4%
Policy Council and RPC		1,239	1,542	108	515	25	72	56	333	49	3,939	38,727	10%
SUBTOTAL IN-KIND	2,369	482,130	543,470	345,429	83,803	76,131	198,746	372,281	322,543	259,224	2,683,757	2,638,565	102%

State General Child Care*	156,851	158,335	88,070	0	124,100	149,050	117,413	163,946	132,000	1,089,766	1,293,059	84%
State Preschool*	252,099	284,045	170,865	0	88,389	130,107	173,897	177,327	285,836	1,562,566	2,302,208	68%
State Migrant Child Care*	27,786	29,131	3,478	0	13,277	20,796	18,327	25,995	22,595	161,386	209,207	77%
SUBTOTAL CA DEPT of ED	436,736	471,511	262,413	0	225,767	299,954	309,637	367,269	440,431	2,813,718	3,804,474	74%

GRAND TOTAL 918,866 1,014,981 607,842 83,803 301,898 498,700 681,918 689,812 699,655 5,497,475 6,443,039 85%

*May include estimates

**Community Action Partnership of Kern
San Joaquin Early Head Start
Non-Federal Share and In-Kind Year-to-Date Report
Budget Period: February 1, 2018 through January 31, 2019
Report for period ending November 30, 2018 (Month 10 of 12)**

Percent of year elapsed: 83%

LOCATION	FUNDED ENROLLMENT	Feb	March	April	May	June	July	Aug	Sep	Oct	Nov	YTD Totals	IN-KIND GOAL	% OF GOAL MET
California Street	24	5,705	9,601	8,203	9,043	4,715	8,147	8,543	8,263	8,893	0	71,112	130,777	54%
Chrisman	30	7,252	13,396	13,845	9,312	7,198	12,443	15,341	17,113	14,614	10,515	121,028	163,472	74%
Home Base - Lodi	35	5,551	10,440	10,444	9,950	9,500	11,137	15,381	14,282	10,491	0	97,174	95,359	102%
Home Base - Manteca	12	3,628	4,255	2,413	2,207	152	1,409	5,305	5,011	6,137	5,101	35,618	32,694	109%
Home Base - Stockton	90	13,682	25,071	23,680	16,555	11,646	13,260	15,286	18,971	12,261	3,477	153,889	245,208	63%
Home Base - Tracy	12	1,484	2,342	1,064	1,059	0	836	509	1,410	0	0	8,704	32,694	27%
Kennedy	16	1,791	5,701	6,263	4,418	441	4,887	6,252	6,449	5,512	0	41,713	87,185	48%
Lodi UCC	30	12,131	13,605	11,897	13,879	8,702	12,859	12,447	11,575	13,974	10,960	122,019	163,472	75%
Marci Massei	24	3,176	5,938	5,703	6,298	3,735	5,983	6,609	6,788	6,439	4,195	54,866	130,777	42%
St. Mary's	16	3,507	6,499	5,963	6,174	4,066	6,359	6,009	7,025	7,049	2,933	55,585	87,185	64%
Walnut	24	4,138	8,093	9,314	10,273	6,325	9,478	10,210	9,289	9,798	0	76,918	130,777	59%
Administrative Services		0	0	0	0	0	0	0	0	0	0	0	0	0
Program Services		10,954	12,376	16,171	16,673	11,973	10,738	11,350	10,738	11,678	0	112,650	21,858	515%
Policy Council		342	97	0	0	0	0	63	63	0	0	566	2,713	21%
SUBTOTAL IN-KIND	313	73,340	117,415	114,951	105,841	68,452	97,535	113,304	116,976	106,846	37,182	951,843	1,324,172	72%

FY 2019 Head Start Funding Increase

eclkc.ohs.acf.hhs.gov/policy/pi/acf-pi-hs-18-06

November 25, 2018

U.S. (United States) Department
of Health and Human Services

ACF
Administration for Children and Families

1. Log Number: ACF-PI-HS-18-06
2. Issuance Date: 11/30/2018
3. Originating Office: Office of Head Start
4. Key Words: Cost of Living Adjustment (COLA); Fiscal Year (FY) 2019; Funding Increase; Appropriations; Department of Defense and Labor, Health and Human Services, and Education Appropriations Act, 2019; Continuing Appropriations Act, 2019

Program Instruction

To: Head Start and Early Head Start Grantees and Delegate Agencies

Subject: 2019 Head Start Funding Increase

Instruction:

President Trump signed Public Law 115-245, the Department of Defense and Labor, Health and Human Services, and Education Appropriations Act, 2019, and Continuing Appropriations Act, 2019, on September 28, 2018. Included is \$10,063,095,000 for programs under the Head Start Act, an increase of \$200 million over the fiscal year (FY) 2018 funding level.

This increase provides a 1.77 percent cost of living adjustment (COLA) for existing grantees. It also offers an increase to the total amount available for the Early Head Start-Child Care (EHS-CC) Partnership and Early Head Start Expansion grants scheduled to be awarded in March 2019.

This Program Instruction (PI) provides information about the COLA (cost of living adjustment) funds available to grantees in FY (fiscal year) 2019 and describes the requirements for applying for these funds. All Head Start and Early Head Start grantees, EHS-CC (Early Head Start-Child Care) Partnership and Early Head Start Expansion grantees, and grantees subject to competition for continued funding through the Designation Renewal System are eligible to receive the COLA (cost of living adjustment).

State Collaboration grants are not eligible for the COLA (cost of living adjustment) due to the statutory cap on their funding in the Head Start Act.

FY (fiscal year) 2019 COLA (cost of living adjustment)

Eligible grantees may apply for a COLA (cost of living adjustment) increase of 1.77 percent of their FY (fiscal year) 2018 base funding level. Base funding excludes training and technical assistance funds and any one-time funding grantees may have received in FY (fiscal year) 2018. COLA (cost of living adjustment) funds are to be used to increase staff salaries and fringe benefits, and to pay for higher operating costs.

Programs that use COLA (cost of living adjustment) funds to increase staff salaries must increase the hourly rate of pay and permanently increase the Head Start pay scale rather than only increase the salaries of current employees.

Sections **653** and **640(j)** of the Head Start Act provide further guidance on the uses and limitations of the COLA (cost of living adjustment) funds. Section 653 of the Act restricts compensation to a Head Start employee that is higher than the average rate of compensation paid for substantially comparable services in the area where the program is operating. Section 653 also prohibits any Head Start employee from being compensated at a rate higher than that of an Executive Schedule Level II position, including employees being paid through indirect costs. Section 640(j) of the Act requires that the compensation of Head Start employees must be improved regardless of whether the agency has the ability to improve the compensation of staff employed by the agency that do not provide Head Start services.

Any grantee proposing differential COLA (cost of living adjustment) increases to staff, delegates, or partners must justify its rationale in its budget narrative.

As specified in **Personnel Policies, 45 CFR § 1302.90**, each grantee is required to establish written personnel policies and procedures that are approved by the governing body and Policy Council or policy committee and that are available to all staff. Review your personnel policies and procedures since they may contain information relevant to this COLA (cost of living adjustment).

Funds may also be used to offset increased operating costs in other areas of the budget. This includes increased costs in rent, utilities, facilities maintenance and insurance, contractual arrangements, vehicle fuel and maintenance, supplies, and equipment.

Application Requirements

Grantees are required to request COLA (cost of living adjustment) funds through a grant application. Your Regional Office will provide a Funding Guidance Letter specifying the amount of funds available to your agency. Grantees whose annual applications have been submitted may request their applications be returned to add the COLA (cost of living adjustment).

Grantees must submit their application in the Head Start Enterprise System (HSES).

Grantees encountering program improvement needs related to health and safety should contact their Regional Office and submit supplemental applications throughout the year as needs emerge. Requests are addressed by priority and subject to availability of funds.

Please direct any questions regarding this PI to your Regional Office. Thank you for your work on behalf of children and families.

/ Dr. Deborah Bergeron /

Dr. Deborah Bergeron
Director
Office of Head Start

See PDF Version of Program Instruction:
[FY 2019 Head Start Funding Increase](#)[PDF, 21KB]

Events at the Beale Memorial Library, December 2018:

Tuesdays (except December 25), 11 am: *Preschool Storytime*. Celebrate reading by enjoying stories, songs, rhymes, & fun for your 3 to 5 year old. Arkelian Children's Room.

Tuesdays, 5:30 pm (except for December 25): *Legal Help Clinic*. Local attorneys will hold a free informational workshop to answer questions from those in attendance. Lake Room.

Wednesdays (except for December 26), 11 am: *Toddler Time*. Let's play and learn together! Enjoy stories, movement, songs, & fun with your 18-month-old to 2 years old. Arkelian Children's Room.

Wednesdays, 5pm (except for December 26): *Adults Get Crafty*. Enjoy an evening devoted to the joy of crafts & conversation. Create a new craft, work on an on-going projects, or bring a craft from home. Tejon Room, 2nd floor.

Thursdays, 5:30 pm (except for December 27): *LEGO Club Mania!* It's a LEGO free-for-all! Join us in building LEGO creations. We'll have LEGO ideas to help spark your creativity, or go wild. Build anything you can imagine! Arkelian Children's Room.

Fridays, 3 pm (except for December 7 & 28): *Kids Get Crafty*. Attend monthly craft projects & get creative! Join us to create the craft of the month. Arkelian Children's Room.

Saturdays, 2-4 pm (except for December 29): *Math Clinic*. Learn math or get assistance with your math homework. Open to all learners of all ages. Registration required: 661.868.0701.

Saturday, December 1 & 15, 10:30 am: *Color Me Happy*. Color Me Happy: Stressed out? Join the coloring craze with a relaxing morning of conversation & coloring. A variety of stress-relieving coloring pages will be provided. Auditorium.

Saturday, December 1 & 15, 3:30 pm: *Philosophy for Children*. Bring your children to this introductory and fun philosophy discussion! For children aged kindergarten thru 6th grade. We will be exploring different children's books and engaging children in open discussion that encourages a community of inquiry. Arkelian Children's Room.

Monday, December 3, 5:30 pm: *Family Fun Trivia: Flights of Fantasy*. Join us for this family-friendly trivia featuring all things fantasy! Max team of 4, with prizes for the top teams!

Tuesday, December 4 & 18, 5:30 pm: *Ukulele Club*. Join us for a rousing good time at this Uku-Nanny! Bring your ukulele, and any songs you'd like to share. We will have printouts available here as well.

Tuesday, December 4, 5:30 pm: *Small Claims Workshop*. The workshop will provide information on how to file your small claims action; how to serve your claim, how to prepare and present your case in court, how to collect your judgment, and how to use the Court's new file at home e-filing program.

Tuesday, December 4, 5:30 pm: *Book Club at the Pub*: Adults are invited to participate in good conversation with a new title chosen by group participants monthly. Enjoy local food & spirits at Goose Loonies.

Wednesday, December 5, 6 pm: *Cinema Macabre: Classic Films that go Bump in the Night*. Join us for a spooky classic film. This month's ghostly film, *The Innocents*, will be shown at the Beale Library, and is based on the novella "The Turn of the Screw" by Henry James.

Saturday, December 8, 12 pm: *2nd Saturday Film Series*. Families are invited to watch an afternoon movie. Bring your lunch! Movies are rated PG or PG-13. The film begins at 12 pm and the auditorium doors open at 11:45 am. Children under 12 must be accompanied by an adult. Auditorium.

Tuesday, December 11, 6 pm: *Dark Dial: Haunted Radio Hour*. Join us for a chilling good time listening to old, eerie radio dramas.

Thursday, December 13, 4 pm: *Family Flix Before 6*. Enjoy watching a movie with your friends and family. This month's movie will be the animated classic Disney's *Beauty and the Beast*. The film begins at 4:00 p.m. and the doors open at 3:45 p.m. Children under 12 must be accompanied by an adult.

Tuesday, December 18, 4:30 pm: *Teen Gourmet Chef*. Come decorate some cookies with frosting, sprinkles, and candies to make a yummy treat. Participants will take home all the cookies they decorate - on a plate or in your stomach, it's up to you! This program may not be suitable for those with food allergies.

Thursday, December 20, 4:00 pm: *Crafty Teen Club*. Are you crafty? Do you like to make stuff? Find your inner craftiness! Join our club that meets once a month for snacks, a small craft, and lots of fun! This month we will be making sugar skulls. Tejon Room, 2nd floor.

Thursday, December 20, 5 pm: *POV Documentary Series: Of Men and War*. A California PTSD treatment center follows veterans on the path to recovery. The film begins at 5:00 p.m. and the auditorium doors open at 4:45 p.m. Children under 12 must be accompanied by an adult. Auditorium.

English Tutoring. Learn English or get assistance with your English homework. Open to all learners of all ages. Call for appointments and registration: 661.868.0701.

All events are free. No reservations necessary unless specified. For more information, call Beale Memorial Library at 661-868-0770.

Kern County Library

www.kerncountylibrary.org

The Kern County Homeless Youth Committee is asking for donations for the:

Homeless Youth Sleeping Bag Drive

Help keep our homeless youth warm this winter!

The sleeping bags will be given to youth experiencing homelessness in Bakersfield during the annual Point-In-Time Homeless Count in January 2019.

Drop Off Locations:

- United Way of Kern County**
(5405 Stockdale Hwy. #200, Bakersfield)
- Bakersfield Police Officer Association**
(2303 17th Street, Bakersfield)
- Bakersfield Pregnancy Center**
(1801 18th Street, Bakersfield)
- Kern County Probation**
(2005 Ridge Road, Bakersfield)

Dates:

**Monday, December 3rd
through Friday, January 18th**

Questions?:

Email Allyson Seals at
aseals@gbla.org.



Society for Disabled Children

Serving Special Needs Children in Kern County Since 1947

[Home](#)

[Programs](#)

[Donors Supporters Fundraisers](#)

[Calendar](#)

[About Us](#)



Society for Disabled Children's Social Activity Calendar


January 18, 2019	Pizza and Pajama Movie Night
February 22, 2019	Sweetheart Ice Cream Social
March 19, 2019	Family Fun Night
April 27, 2019	"All Aboard" Train Trip to Hanford
May 17, 2019	Summer Kick-off BBQ
June 8-14, 2019	Camp Blue Jay
June 24-Aug. 1, 2019	Blue Jay Day Camp
July 25, 2019	Field trip to Maya Theater

Programs that will begin in January 2019

- STAR – Student Tutoring (TK-6th Grade)
- Social Activities – Open to the Public
- Special Olympics
- Wed Nights at 6pm
- Young Athletes – (ages 2-7)
- Cheerleading (ages 8 and up)
- Speech Therapy (ages 2-18)
- Vocation Education Program (High School)
- Young Volunteers – Community Service Credits (High School)
- Camp Blue Jay (ages 10-18) – Summer 2019
- Blue Jay Day Camp (Grades K-6th) – Summer 2019

For more information please call 661-322-5595
Monday-Thursday 10:00-4:00

School Readiness Meeting Dates:



(2nd Thursday, 8:00 – 11:30 AM)

September 13th, 2018

October 11th, 2018

November 8th, 2018

December 13th, 2018


January 10th, 2019

February 14th, 2019

March 14th, 2019

April 11th, 2019

May 9th, 2019



2018-2019 Head Start Policy Council Meeting Dates Fechas de juntas de Concilio de Póliza

All meetings will be held at 5005 Business Park North, Suite 130~Board Room.
Light Dinner at 5:00 p.m. with the meeting starting at 5:30 p.m.

*Todas las reuniones se llevarán a cabo en la oficina localizada en el 5005
Business Park North Suite 130 en la Sala de Juntas.
Se servirá una cena ligera a las 5:00 p.m. y la junta iniciará a las 5:30*

Thursday, November 29, 2018
Tuesday, December 18, 2018
Tuesday, January 22, 2019
Tuesday, February 26, 2019
Tuesday, March 26, 2019
Tuesday, April 23, 2019
Tuesday, May 21, 2019
Tuesday, June 25, 2019
Tuesday, July 23, 2019
Tuesday, August 20, 2019
Tuesday, September 24, 2019
Tuesday, October 22, 2019