DATE	February 14, 2024
TIME	12:00 pm
LOCATION	CAPK Administrative Office Executive Conference Room 1300 18th Street, 3rd Floor Bakersfield, CA 93301

Program Review & Evaluation Committee Agenda

1. **Call to Order**

2. **Roll Call**

Ana Vigil (Chair)	Fatima Echeverria	Yolanda Ochoa
Jimmie Childress	Gina Martinez	

3. **Public Comments**

The public may address the Committee on items not on the agenda but under the jurisdiction of the Committee. Speakers are limited to 3 minutes. If more than one person wishes to address the same topic, the total group time for the topic will be 10 minutes. Please state your name before making your presentation.

4. **Program Presentation**

   a. Energy Program Presentation by Wilfredo Cruz, Program Administrator ***(p. 3-18)***

5. **New Business**

   a. January 2024 Program Reports – ***Action Item (p. 19-63)*** — Pritika Ram, Chief Business Development Officer
      1. Housing & Supportive Services
         - Coordinated Entry Services (CES)
         - M Street Homeless Navigation Center
         - CalAIM – Homeless Services
         - Adult Re-entry Program
      2. Health & Nutrition Services
         - CalFresh Healthy Living
         - Food Bank
         - Migrant Childcare Alternative Payment (MCAP)
         - Women Infant and Children (WIC)
      3. Youth & Community Services
         - East Kern Family Resource Center (EKFRC)
         - Oasis Family Resource Center
         - Energy, Weatherization & Utility Assistance
         - Friendship House Community Center (FHCC)
         - Shafter Youth Center (SYC)
         - Volunteer Income Tax Assistance (VITA)
      4. Operations
         - Maintenance
         - Information Technology
         - Data Services
         - Risk Management

5. Community Development
    - Grant Development
    - CAPK Foundation
    - Outreach & Marketing
    - 211 Kern Call Center
    - Community Schools Partnership Program (CSPP)

b. January 2024 Program Reports Application Status Report & Funding Profiles – ***Action Item (p. 64-68)*** — Ryan Fergon, Senior Community Development Specialist

1. Application Status Report
    i. Children and Youth Behavioral Health Initiative
2. Small Funding Profiles ($50,000 and under)

c. January 2024 Head Start/State Child Development Division/Program Monthly Activity Report - ***Action Item (p. 69-70)*** — Carol Hendricks, Enrollment and Attendance Manager

6. <u>Committee Member Comments</u>

7. <u>Next Scheduled Meeting</u>

Program Review & Evaluation Committee
12:00 pm
March 13, 2024
CAPK Administrative Office, Executive Conference Room
1300 18th Street, 3rd Floor
Bakersfield, CA 93301

8. <u>Adjournment</u>

This is to certify that this Agenda Notice was posted in the lobby of the CAPK Administrative Office at 1300 18th Street, 3rd Floor Bakersfield, CA and online at www.capk.org by 12:00 pm, February 9, 2024. Sara Elias, Administrative Coordinator.

capk

Community Action Partnership of Kern

Helping People... Changing Lives.

Energy

Weatherization | Utility Bill Assistance

a program of CAPK

Presented by:
Wilfredo Cruz Jr.
Energy Administrator

What is the CAPK Energy Program?

CAPK's Energy Program assists income-eligible residents with utility bill payments, free weatherization, and energy education, at no cost to the participants.

UTILITY ASSISTANCE	WEATHERIZATION
• Heating and Cooling Services (HEAP) • Water and Wastewater	• Energy Conservation in Homes

Who does the Energy Program serve?

The Energy Program serves low-income households. Our priority demographics are:

- Seniors
- Disabled
- Households with children under 5 years of age
- Households with the lowest income and highest energy burden

This Photo by Unknown Author is licensed under CC BY

Energy Program – Our Funding Sources

Our primary funding is the **Low-Income Home Energy Assistance Program (LIHEAP)** which was first established in 1981 and is funded annually through Congressional appropriations. The program assists eligible low-income households with weatherization and energy-related home repairs, utility bill payment assistance, energy crisis assistance and repairing or replacing heating and cooling systems. CAPK also provides weatherization assistance through the **Department of Energy grants (DOE)**, reducing energy costs for low-income households by increasing the energy efficiency of their homes. Due to the COVID-19 pandemic, legislation was passed in 2022 which created the **American Recovery Plan Act (ARPA)**. We were able to assist our community with their heating and cooling needs to a greater degree. We also took on the **Low-Income Household Water Assistance Program (LIHWAP)** grant, which has allowed us to assist eligible households with their water and waste-water utility bills.

LIHEAP
Low-Income Home Energy Assistance Program

U.S. DEPARTMENT OF ENERGY

Home Energy Assistance Program (HEAP)

- HEAP provides utility assistance to applicants with their electric, gas, and propane bills
- Eligibility is based on a household's monthly income
- Qualifying applicants receive a one-time yearly rebate – exceptions may apply

Low Income Household Water Assistance Program (LIHWAP)

- LIHWAP provides utility assistance to applicants with their water or wastewater bills
- Eligibility is based on a household's monthly income
- Qualifying applicants receive a one-time account payment, up to $15,000.
- This contract ends March 31, 2024, and will not be renewed.

What exactly is Weatherization?

- Weatherization:
  - Is a service that is provided to make homes more energy efficient by completing repairs and/or replacing appliances

- Types of homes that can be weatherized:
  - Single Family, rental or owner occupied
  - Multi-family, rental or owner occupied
  - Mobile homes, rental or owner occupied

- Homes are limited to the number of times they can be weatherized

Benefits of Weatherization?

- Helps to REDUCE your monthly energy bill with: Pacific Gas and Electric (PG&E), Southern California Gas, Southern, California Edison, Propane
  - LIHEAP's mission statement is "To work with communities by supporting, advocating for, and empowering residents to achieve self-reliance and economic security."
- Good for the environment, as it reduces green house gas emissions
  - DOE's mission statement is to "Ensure America's security and prosperity by addressing its energy, environmental and nuclear challenges..."



Energy Services – 2023 and 2024

- At the end of 2023, we fully expended the following contracts:

  - 2023 LIHEAP
  - 2023 SLIHEAP
  - 2021 ARPA

  Because we met contract end dates, we currently have a "Category A" rating" with the state.

- Our current open contracts with available funding in 2024 are:

  - 2021 LIHWAP
  - 2022 DOE BIL WAP
  - 2023 ESLIHEAP
  - 2024 LIHEAP

Community Outreach Efforts in 2023 and 2024

- Hey Salty Marketing Campaigns
- Working with internal CAPK Outreach Team for events
- KGET/Telemundo Commercials
- Cuadrilla events – working alongside other CAPK programs
- Continued relationship building with local media outlets
- Participating in outreach events throughout Kern County and partnering with other CAPK programs in the process

- Partnering directly with Cal Water services to assist their low-income and arrearage clients
- Development of marketing materials by internal CAPK team
- Continue to build relationships with key community organizations

Energy Program Accomplishments in 2023

Weatherization

- Achieving record-breaking numbers in 2023:
  - From 2017-2022 average amount of weatherization on a client's home was $4,828.
    - In 2023, this amount is $12,456.
  - From 2017-2022 average amount invoiced to CSD monthly was $80,002.
    - In 2023, this amount is $199,028
- We've weatherized 198 homes in 2023. In 2022, we completed 141 homes.

Utility Assistance

- The team is spent down contracts at a record pace.
  - In June 2023 alone, we paid down $2.1 million worth of utility fees!
- We paid out close to $16 million in utilities to the residents of Kern County
- We are on pace to complete spend out the LIHWAP grant.
- Made program and workflow adjustments to improve speed at which clients were receiving services. Process and application handling improved from 3 months down to 3 weeks, on average.

How to apply for our services

- Call 211 to schedule an appointment or request an application to be mailed out.
- Visit energy.capk.org to download and print the applications
- Pick up or drop off application at 300 19th Street Bakersfield, CA 93301 between 8:00 am - 4:00 pm

2·1·1

Kern County



Energy Team at Work!

Contact Information

Wilfredo Cruz Jr.
Energy Program Administrator
661-407-2845 x 4347
wcruz@capk.org

Loretta Andrews
Utility Assistance &
Outreach Manager
661-395-2480 x 4302
landrew@capk.org

Abran Gonzalez
Weatherization Manager
661-336-5236 x 4326
agonzalez@capk.org

Energy

Weatherization | Utility Bill Assistance

a program of CAPK

Questions or Comments?

February 2024 Program Review & Evaluation (PRE) Committee

January 2024 Program Monthly Reports

Housing and Supportive Services

Coordinated Entry Services
M Street Homeless Navigator Center
CalAIM - Homeless Services
Adult Re-entry Program

Community Action Partnership of Kern
Monthly Report 2024

Month	January-24	**Program/Work Unit**	Coordinated Entry Services (CES)
Division/Director	Rebecca Moreno	**Program Manager**	Joseph Aguilar
Reporting Period	January 1, 2024 - December 31, 2024		

Program Description

Coordinated Entry Services (CES) is the system to assist communities in ending homelessness by providing a clear and systematic pattern for helping individuals to quickly access the most appropriate services available through standardized access, a standardized assessment process, and a coordinated referral (match) process for individuals to preventions, housing, and/or other related services. The following counties are currently being served by CAPK CES, Kern County. The Coordinated Entry System (CES) process will support the encampment proposal. The strategy will expedite the housing process by creating an Encampment by Name List and an encampment match call with collaborating partners to review status, barriers, and match encampment residents to permanent housing units and/or housing resources identified.

Homeless Referrals/Assessments (SRV 7c)	Month	YTD	YTD Goal	Month Progress	Annual Progress
Kern County	2,545	2,545	20,000	13%	13%
Number of applicants who received a response within 24 Hours	**Month**	**YTD**	**YTD Goal**	**Month Progress**	**Annual Progress**
Kern County	1,576	1,576	16,000	10%	10%
Pending Assessments	**Month**	**YTD**	**YTD Goal**	**Month Progress**	**Annual Progress**
Number of clients without initial contact by the end of the month.	0	0	240	0%	0%
Among clients from the preceding month, the average duration (days) to reach those who are still pending.	19				
Encampment Resolution - Pending	**Month**	**YTD**	**YTD Goal**	**Month Progress**	**Annual Progress**
Number of Clients Served	39	39	TBD	-	-
Matched to Housing Subsidy (i.e., voucher, rapid rehousing or physical location) (SRV 4m, 4o)	39	39	TBD	-	-

Explanation (Over/Under Goal Progress)

Program Strategic Goals	Progress Towards Goal
1. Optimize the use of existing access points in rural areas of Kern County.	The East Kern Family Resource Center location will have a "walk-in" for individuals seeking CES services.
2. Increase staff recruitment and retention.	Program Specialist and Housing Navigator interviews conducted, pending onboarding 4 staff members.

3. Among clients from the prior month, the average time taken to reach pending clients is currently 15 days, attributed to high call volume and limited staff. The objective is to achieve client contact within 5 days of the initial request.	Pending

Program Highlights
The program has 2 new staff members starting in Feb-2024, onboarding and training to be conducted starting 2/5 and 2/6.

Community Action Partnership of Kern
Monthly Report 2024

Month	January-24	Program/Work Unit	M Street Navigation Center
Division/Director	Rebecca Moreno	Program Manager	Laurie Hughey
Reporting Period	January 1, 2024 - December 31, 2024		

Program Description

CAPK operates the 147-bed homeless Low Barrier Navigation Center in partnership with the County of Kern. This 24-hour shelter offers housing, meals, showers, laundry and an array of mental health, medical care, dental and economic resources to un- sheltered individuals with pets and partners.

Shelter Services	Month	YTD	YTD Goal	Month Progress	Annual Progress
Overnight Residents (Assigned Beds) (FNPI 4a & SRV 7b, SRV 4m)	126	126	1,500	8%	8%
Total Clients Served	200	200	2,400	8%	8%
Pets (i.e., kennel, emotional support assistance and service pet)	16	16	75	21%	21%
Residents Under 90 days length of stay	79	79	800	10%	10%
Exits to Permanent Housing (FNPI 4b)	6	6	114	5%	5%
Exits-Self	29	29	150	19%	19%
Exits-Involuntary	29	29	700	4%	4%
Case Management Services (SRV 7a)	629	629	8,000	8%	8%
Critical Incidents	46	46	250	18%	18%
Shelter Residents Meals (SRV 5ii)	8,233	8,233	70,000	12%	12%
Number of Volunteers *(duplicated)*	107	107	100	107%	107%
Volunteers Hours *(duplicated)*	182	182	3,000	6%	6%
Safe Camping	**Month**	**YTD**	**YTD Goal**	**Month Progress**	**Annual Progress**
Total clients served (SRV 7b)	86	86	500	17%	17%
Current client census	51	51	300	17%	17%
Meals (SRV 5ii)	3,286	3,286	20,000	16%	16%
Pets	13	13	75	17%	17%
Clients moved to Shelter (SRV 4m)	2	2	15	13%	13%
Exits to Permanent Housing (FNPI 4b)	2	2	20	10%	10%
Exits-Self	4	4	50	8%	8%
Exits-Involuntary	14	14	75	19%	19%
Critical Incidents	10	10			
Safe Parking	**Month**	**YTD**	**YTD Goal**	**Month Progress**	**Annual Progress**
Total clients served	11	11	30	37%	37%
Current client census	11	11	25	44%	44%
Clients moved to Shelter (SRV 4m)	0	0	10	0%	0%

Explanation (Over/Under Goal Progress)

Program Strategic Goals	Progress Towards Goal
1. Number of clients participating in job training program, (i.e., Project Hire-Up, financial Literacy, Recycling Lives, Open Door Network).	Three clients are participating in Project Hire-Up, one client participating in Recycling lives, and 10 clients working in the community at various locations, such as Valley Achievement, Restaurant Depo, golden Empire Transit and Pactive. Financial Literacy re-started in January-2024 and there were 6 attendees.
2. Increase job retention/recruitment at M street by (1) developing job descriptions that accurately reflect job performance and (2) regrading/classification of job descriptions.	PENDING
3. Increase the number of clients who transition to permanent housing by 10% from the prior year (2023 - 114 clients) to 120 clients.	Six clients placed into permanent supportive housing.

M Street Navigation Center - Client Demographic Information

Race Demographic	Month
18 - 24	17
25 - 34	42
35 - 44	50
45 - 54	37
55 - 61	38
62+	16
Total:	**200**

Race Demographic	Month
American Indian or Alaska Native	3
Asian	1
Black or African American	42
Hispanic/Latina/e/o	13
White	78
Multiple races	61
Client Don't know / Refused	2
No Answer	
Total:	**200**

Gender	Month
Female	85
Male	114
Trans Female and Male (Male to Female, Female to Male)	1
Gender Non-Conforming (i.e. not exclusively male or female)	
Client doesn't know	
Client refused	
No Answer	
Total:	**200**

Zip Code	Month	Zip Code	Month
93301	34	96001	1
93302	1	93555	2
93304	25	94964	1
93305	17	93263	1
93306	10	93268	2
93307	18	93280	2
93308	23	93285	1
93309	7	52060	1
93311	2	63132	1
93312	2	93201	1
93313	1	93202	1
93314	2		
93205	1		
90212	1		
92234	1		
93215	1		
93230	1		
93250	1		
92584	1		
93501	1		
91730	1		
Not specified	35		
Total			**200**

Safe Camping - Client Demographic Information

Race Demographic	Month
18 - 24	4
25 - 34	13
35 - 44	30
45 - 54	24
55 - 61	7
62+	8
Total:	**86**

Race Demographic	Month
American Indian or Alaska Native	1
Asian	1
Black or African American	11
Hispanic/Latina/e/o	5
White	44
Multiple races	24
Client Don't know / Refused	
No Answer	
Total:	**86**

Gender	Month
Female	38
Male	48
Trans Female and Male (Male to Female, Female to Male)	
Gender Non-Conforming (i.e. not exclusively male or female)	
Client doesn't know	
Client refused	
No Answer	
Total:	**86**

Zip Code	Month	Zip Code	Month
93301	15		
93304	6		
93305	11		
93306	5		
93307	4		
93308	9		
93309	6		
93313	1		
93215	1		
90242	1		
93238	1		
93555	1		
93556	1		
93454	1		
93203	2		
93263	1		
93561	1		
75014	1		
79701	1		
Not specified	17		
Total			**86**

Program Highlights

Two individuals were housed during the month of January 2024, and 2 transferred into M street.

Community Action Partnership of Kern

Monthly Report 2024

Month	January-24	**Program/Work Unit**	California Advancing and Innovating Medi-Cal (CalAIM)
Division/Director	Rebecca Moreno Director of Community Services	**Program Manager**	Joseph Aguilar
Reporting Period	January 1, 2024 to December 31, 2024		

Program Description

CalAIM is a new initiative by the Department of Health Care Services (DHCS) to improve the quality of life and health outcomes of Medi-Cal beneficiaries by implementing broad delivery of system, programmatic, and payment system reforms. A key feature of CalAIM is the introduction of a new menu of "in lieu of services" (ILOS), or Community Supports, which, at the option of a MediCal managed care health plan (MCP) and a Member, can substitute for covered Medi-Cal services as cost-effective alternatives. MCPs will be responsible for administering Community Supports. For this partnership, CAPK would serve as a Community Support providing rental assistance.

Housing Transition Navigation Services	Month	YTD Goal	Annual Progress		
Number of Clients Currently Served	314	900	35%		
Number of Referrals Received (SRV 7c)	49				
Number of Enrollments	25				
Number of services per client per month (i.e., one-on-one case management, landlord engagement, obtaining vital documents) (SRV 7a)	694	694	8,100	9%	9%
Housing & Furnishing Deposits (SRV4d)	**Month**	**YTD**	**YTD Goal**	**Month Progress**	**Annual Progress**
One-time use up-to $5000 per client (includes housing deposits, furnishing, appliances)	7	7	40	18%	18%
Housing Tenancy and Sustaining Services	**Month**	**YTD**	**YTD Goal**	**Month Progress**	**Annual Progress**
Number of clients secured placement (SRV 4o)	4	4	110	4%	4%

Explanation (Over/Under Goal Progress)

Program Strategic Goals	Progress Towards Goal
1.) 3 FTE HN to establish caseload (1:35) by 2/1/2024	2 New navigators received 10 KHS referrals each
2.) 3 FTE HN to establish caseload (1:75) by 3/1/2024	In Progress
3.) Increase staff recruitment and retention	In Progress

Program Highlights

Community Action Partnership of Kern
Monthly Report 2024

Month	January-24	Program/Work Unit	Adult Re-entry Program
Division/Director	Rebecca Moreno Director of Housing & Supportive Services	Program Manager	Rosario Miranda
Reporting Period	January 1, 2024 to December 31, 2024		

Program Description

Community Action Partnership of Kern's (CAPK) Adult Reentry Grant Warm Handoff and Reentry Services Program (ARG WHO) is designed to reduce rates of homelessness and recidivism in the reentering AB 128 population, CAPK proposes a multi-modal intervention strategy with complementary reentry service line targeting known dynamic risk factors for homelessness and recidivism including housing stability, employment, and mental health. Case Management services will be provided using a Strengths-Based approach model that addresses immediate needs upon release and facilitates individual change to ensure self-sufficiency upon program exit. Case Management activities may include Housing Search Services, Housing Plan Development, Landlord Engagement, Financial Capability Skill Training, Financial Coaching/Counseling, Tenant Rights Education, and Rental Counseling. CAPK will use interagency referral to determine eligibility to any of its 16 unique anti-poverty programs. Community partners such as Kern Behavioral Health and Recovery Services and Employers' Training Resource will provide intensive specialized services around Mental Health/Substance Use and Employment Training, respectively.

Client Services	Month	YTD	YTD Goal	Month Progress	Annual Progress
Case Management Services (SRV 7a)		0	100	0%	0%
Number of Client Contacts		0	720	0%	0%

Client Outcomes	Month	YTD
Number of individuals who obtained safe and affordable housing (FNPI 4b), such as Housing Subsidy or Permanent Supportive Housing (PSH)		0
Number of unemployed clients who obtained employment (up to a living wage) FNPI 1b, such as Workforce Development, Education, or Employment Services		0

Referrals	Month	YTD
Number of Clients referred to Mental Health Services or Substance Abuse Services (SRV 5v)		0
Financial Management Programs (including budgeting, credit management, credit repair, credit counseling) SRV 3c		0
Transitional Housing Placements (SRV 4n)		0

Permanent Housing Placements (SRV 4o)		0
Job Readiness Training (SRV 1f)		0
Job Referrals (SRV 1l)		0
Incentives (e.g., food vouchers, gift cards) SRV 5hh		0
Food Distribution (food bags/boxes, food share program, bags of groceries) SRV 5jj		0
Parenting Classes SRV 5mm		0
Kits/boxes (i.e., toiletries, hygiene kits) SRV 5nn		0

Explanation (Over/Under Goal Progress)

Program is in the process on recruitment and onboarding staff.

Program Strategic Goals	Progress Towards Goal
1.) Enhance recruitment initiatives and bolster staff retention strategies.	Interviews have been completed and 3 offers were made, 2 accepted and 1 declined. Program will select another candidate.
2.) Create a comprehensive program policy and procedure manual, including documents such as referral forms and intake/assessment forms.	Program has created a P&P, referrals forms, and intake forms. Staff will continue to work on development.
3.) Building robust relationships by engaging in outreach activities to connect with the Parole and Probation Departments.	Program has been attending the PATH monthly meetings to share program options. Staff have also been working with the M Street Navigation Center to develop a referral process.

Program Highlights

Health and Nutrition Services

Cal-Fresh Health Living Program
Food Bank
Migrant Childcare Alternative Payment
Women, Infant, and Children

Community Action Partnership of Kern
Monthly Report 2024

Month	January-24	Program/Work Unit	CalFresh Healthy Living
Division/Director	Susana Magana	Program Manager	Alan Rodriguez
Reporting Period	January 1, 2024 - December 31, 2024		

Program Description

The CalFresh Healthy Living (CFHL) program, Funded by the USDA and administered by CDSS, improves the nutritional health of low-income Kern County residents by providing access to nutrition education, physical activity education, and leadership within community collaboratives that focus on health and nutrition. The program does this by providing Direct Education classes, Indirect Education materials and resources, and Policy Systems and Environmental Changes (PSE's). The CFHL program has three (3) subcontractors that assist in carrying out the goal of educating the student population.

Supplemental Nutrition Assistance Program-Education(SNAP-Ed) eligible participants, receiving Nutrition Education 10/1/2022-9/30/2023 (SRV 5ff)	Month	YTD	YTD Goal	Month Progress	Annual Progress
Community Action Partnership of Kern (CAPK) Direct Education provided.	332	332	1,100	30%	30%
Kern County Superintendent of Schools (KCSOS) Subcontractor Direct Education provided.	1295	1,295	6,000	22%	22%
Kernville Unified School District (KUSD) Subcontractor Direct Education provided.	504	504	2,000	25%	25%
Lamont Elementary School District (LESD) Subcontractor Direct Education provided.	62	62	2,500	2%	2%
Cumulative Indirect Education: Indirect education, for SNAP-Ed purposes, is defined as the distribution or display of information and resources which involve no participant interaction with an instructor or multimedia.	1648	1,648	30,000	5%	5%

Policy Systems and Environmental Changes (PSE's)	Month	YTD	YTD Goal	Month Progress	Annual Progress
Partner with 6 agencies/program to evaluate/implement the Nutrition Pantry Program (NPP) to implement Trauma Informed Care practices with-in the food pantry.	2	2	6	33%	33%
Partner with 3 Clinics to implement Food Insecurity screening practices.	1	1	3	33%	33%

Explanation (Over/Under Goal Progress)	
All goals are progressing as expected. Lamont School District was focusing on starting their gardens at Alicante and Mt. View which is why there was a decrease from their usual numbers but in the next few months, they will be rising to meet their goals. There will be ribbon-cutting ceremonies to celebrate the implementation of their gardens. Internally, PSE is slow-moving moving but we have made lots of progress in January 2024; lots of which is the result of the work and relationships we built in 2023.	
Program Strategic Goals	**Progress**
Minimize staff turn-over and become fully staffed.	Currently, CFHL is at 72% capacity in staffing. There are 8 positions filled out of 11 possible. Interviews have been held and 3 offers have been made. All 3 offers were accepted. All 3 staff are scheduled to start in mid to late February 2024.
Partner with community agencies and collaboratives that are SNAP-Ed approved, including other CAPK Programs, to increase the amount of Direct and indirect Education to improve the opportunities for the SNAP-Ed eligible population to choose healthier food choices, physical activity, and review nutrition information.	During January 2024 CFHL partnered with Community Interventions Inc., Arvin GROW Academy, and Bakersfield College's Food Pantry to provide Direct Education classes. Bakersfield College, in particular, offered an incentive program to their students who complete the series-based classes that we offer. The students who complete the course will receive $250 which is meant to be used towards groceries. More information regarding the Bakersfield Classes can be found here: **https://www.bakersfieldcollege.edu/news/2024/0126-bc-promotes-healthy-nutrition-with-food-smarts-workshop.html** The CFHL program also attended community events at the F St. Farmers Market, St. Elizabeth's Church in McFarland, and conducted Surveys at Premier Valley Medical Group on White Lane.

Progress with Policy Systems and Environmental Changes (PSE) Initiatives.	Policy Systems and Environmental Changes (PSE) are longer-term projects that are aimed at implementing and sustaining long-term changes. The PSEs that CFHL is currently making progress on are 1) collecting data at Premier Valley Medical Group on White Lane to identify if Food insecurity should be screened at the time patients are being evaluated in the clinic. We are gathering data to support the PSE; once adequate data is collected we will review and present it to the clinic in the hopes that they adopt this initiative. 2) Another PSE we are working on is helping Royten's Enrichment Academy Community Hope (R.E.A.C.H.) attain a Food Prescription Grant that will increase access to fresh fruits and vegetables in the Cal City Community. CFHL will assist with collecting data and will develop an MOU if/when the funds are awarded to R.E.A.C.H. 3) CFHL is developing a presentation to present to other clinics to identify if their vending machines are offering healthier options in hopes that they have begun to follow California Assembly Bill 912. 4) Enrolling Pantry's and Food distribution into the Food Pantry program.

Program Highlights

The CalFresh Healthy Living (CFHL) program, has shifted focus from Direct Education classes to PSE initiatives at the State level (CDPH). Even though this is a recent shift in focus, as CAPK CFHL meets with CDPH consultants the work the program is doing is shared and they have verbalized how impressed they are with the work we are doing. They are especially impressed with our intention to work on multiple PSEs simultaneously and at networking skills while working with other organizations in the community. The Highlight for this month is working with REACH to support their acquisition of the Food Prescription grant and working with Premier Valley Medical Group on White Lane to identify if Food insecurity should be screened at the time patients are being evaluated in the clinic.

The Oasis
CONFERENCE
ROOM

Community Action Partnership of Kern
Monthly Report 2024

Community Action Partnership of Kern
Monthly Report 2023

Month	December-23	Program/Work Unit	Food Bank
Division/Director	Health & Nutrition, Susana Magana	Program Manager	Kelly Lowery
Reporting Period	January 1, 2023 - December 31, 2023		

Program Description

The Food Bank provides food assistance to low-income families and individuals through a network of more than 200 agency partner distribution sites across Kern County.

TEFAP	Month	YTD	Annual Goal	Month Progress	Annual Progress
Individuals Served	56,999	646,089	500,000	11%	129%
Pounds Distributed	921,921	9,609,119	9,500,000	10%	101%
Pantry Program	**Month**	**YTD**	**Annual Goal**	**Month Progress**	**Annual Progress**
Individuals Served	85,532	830,412	500,000	17%	166%
Pounds Distributed	309,166	3,511,708	3,000,000	10%	117%
Fresh Rescue	**Month**	**YTD**	**Annual Goal**	**Month Progress**	**Annual Progress**
Individuals Served	7,704	210,293	150,000	5%	140%
Pounds Distributed	73,961	2,018,816	2,000,000	4%	101%
CSFP	**Month**	**YTD**	**Annual Goal**	**Month Progress**	**Annual Progress**
Individuals Served	5,016	59,066	57,600	9%	103%
Pounds Distributed	185,062	1,946,503	1,843,200	10%	106%
Free Farmers Markets	**Month**	**YTD**	**Annual Goal**	**Month Progress**	**Annual Progress**
Individuals Served	9,796	124,923	150,000	7%	83%
Pounds Distributed	77,662	1,020,276	1,000,000	8%	102%
Brighter Bites	**Month**	**YTD**	**Annual Goal**	**Month Progress**	**Annual Progress**
Individuals Served	3,900	47,578	80,000	5%	59%
Pounds Distributed	21,689	276,127	300,000	7%	92%
Snack Attack	**Month**	**YTD**	**Annual Goal**	**Month Progress**	**Annual Progress**
Individuals Served	451	9,831	2,000	23%	492%
Pounds Distributed	800	11,707	10,000	8%	117%
Community Events & Other	**Month**	**YTD**	**Annual Goal**	**Month Progress**	**Annual Progress**
Individuals Served	1,593	20,613	20,000	8%	103%
Pounds Distributed	191,108	2,473,545	1,000,000	19%	247%
Totals	**Month**	**YTD**	**Annual Goal**	**Month Progress**	**Annual Progress**
Total Individuals Served (duplicated)	170,991	1,954,079	1,459,600	12%	134%
Total Pounds Distributed (SRV 5jj)	1,781,368	20,013,134	22,000,000	8%	91%
Volunteers (SRV 6f)	**Month**	**YTD**	**Annual Goal**	**Month Progress**	**Annual Progress**
Volunteers who received job skill training (e.g., paid partnership though service providers, duplicated)	51	433	250	20%	173%

Other Volunteers (i.e., general public, duplicated)	153	1,662	1,500	10%	111%

Explanation (Over/Under Goal Progress)

Fresh rescue program for December is severely underreported due to agency partners not submitting information in time for input to be made in December. When a measurable amount of December pounds were eventually inputted in January, there is no way to back date the entry, so they will appear in January's number for this program.

2023 Program Strategic Goals	Progress Towards 2023 Strategic Goals
Cultivate strong relationships with organizations working on food insecurity including the food policy council.	CAPK has taken a leadership role along with United Way of Kern and Blue Zones Project in the formation of the food policy council.
Re-configure the pantry program from on-site shopping to online ordering.	Goal Reached in May 2023
Create additional access points in the county by adding new pantries as well as providing night and weekend pantry access.	We added 2 pantries this month. Our total pantry partner count is 158. We started the year with 119 pantry partner agencies.
Develop a classification system for measuring, tracking and increasing the nutrition level of the food distributed.	Unable to begin due to expansion project delays. Re-assigned to 2024 goals.
Develop a direct to client home delivery program for emergency food assistance.	Unable to begin due to expansion project delays. Re-assigned to 2024 goals.

Program Highlights

The CAPK Food Bank began a TEFAP distribution on site the third Friday of each month. In the first two distributions in November and December, we served an average of 275 families. We anticipate this distribution to continue to grow and become one of the largest in Kern County as SE Bakersfield is one of the are identified as a food desert with elevated need.

Community Action Partnership of Kern
Monthly Report 2024

Month	January-24	Program/Work Unit	Migrant Childcare Alternative Payment (MCAP)
Division/Director	Susana Magana	Program Administrator	Laura Porta
Reporting Period	January 01, 2024 to December 31, 2024		

Program Description

The Migrant Childcare Alternative Payment (MCAP) program provides childcare subsidies to migrant, agriculturally working families. Once families are authorized, their services are certified based on their verified need for childcare services. MCAP maximizes parental choice for services and utilizes the approved childcare providers in our communities to satisfy the family's need for services. Families can apply for childcare services in six entry counties: Kern, Kings, Madera, Merced, Tulare, and Fresno. Once a family is enrolled in the program, they can migrate anywhere in California to follow agricultural work, and their childcare services can continue.

Program Reimbursements (Jan - Dec 2024) Note: duplicated below for program fiscal year.	Current Month	YTD	Goal	Annual Progress
Provider Payments-Subsidies Expended (SRV7e)	$ 2,477,149.80	$ 2,477,150	$ 23,000,000	11%
Program FY Reimbursements Progress (FY 2023-24 July - June)	**Current Month**	**YTD**	**Goal**	**Annual Progress**
Provider Payments-Subsidies Expended (SRV7e)	$ 2,477,149.80	$ 15,232,904	23,000,000	66%

Services	Current Month
Active Child Enrollment	2,898
Active Childcare Providers (SRV 7f)	424

	Prev- Month	Add (+)	Drop (-)	Current Month
Waiting List Totals (children)				

Explanation (Over/Under Goal Progress)

The Migrant Childare Program is currently fully enrolled and expected to meet 100% of the current contract. MCAP's contract earnings are tracked by FY from July 1st, 2023 to June 30th, 2024.

Program Strategic Goals	Progress Towards Strategic Goal
1. Fill Staff Vacancies.	Program management is currently recruiting for positions approved at the end of November 2023 by the BOD. Interviews are being conducted for 1 management position and 2 Specialists positions. These positions will help provide support and supervision to current staff and ensure manageable workloads.
2. Staff Retention and Professional Development (Training).	Management is currently planing the activities for the 2nd half of the FY. Staff training and program policy review and are being prioritized and will be scheduled based on program priorities with at least one monthly training for staff.
3. Contingency Staffing Plan & Solidify Program Growth.	Management continues to support cross training between departments and preparing current staff members for higher responsibilities and advanced roles. A full review of current program training needs is being conducted and those will be scheduled in the upcoming months.

Program Highlights
The Migrant Childcare Program has reached full enrollment and currently expected to met 100% of our contract. We are currently serving a total of 2898 children across the state and contracting with over 420 providers. Our team is currently hiring three additional staff members, including one coordinator position to support the Reimbursement Department and two team specialists to help enhance the quality and compliance of our program, and support manageable workloads for staff. Our program is also one step closer to opening a new office space in Tulare County to enhance service access and support our single staff member working with our Tulare County community.

Community Action Partnership of Kern

Monthly Report 2024

Month	January-24	Program/Work Unit	Women Infants & Children (WIC) Nutrition
Division/Director	Susana Magana	Program Manager	Marissa Ortiz-Cortez
Reporting Period	January 1, 2024 - December 31, 2024		

Program Description

The Women Infants & Children (WIC) program provides education, breastfeeding support and food vouchers for families with infants, children up to age 5, and women who are pregnant, postpartum or breast feeding. CAPK WIC operates in 21 sites throughout Kern County, 5 locations in San Bernardino County, and through one mobile WIC clinic to reach hard-to-serve populations.

Services	Month	YTD	Annual Goal	Month Progress	Annual Progress
Caseload (SRV 5g)	13,974		14,610		96%
Breast Feeding 30% of infants are breastfed (i.e., some, mostly or fully breastfeeding compared to formula)	1,005		900		112%
Local Vendor Liaison-Contact Stores (contact 67 vendors 1 contact required per quarter totaling 268 contacts per year)	16	16	268	6%	6%
Outreach	**Month**	**YTD**	**Goal**	**Month**	**Annual**
Online Enrollment	206	206	1,200	17%	17%
WIC Presentations and Outreach Events	6	6	100	6%	6%
Publication in newspaper, television, and/or social media postings (English and Spanish)	22	22	350	6%	6%
Regional Breast Liaison (RBL)	**Month**	**YTD**	**Goal**	**Month Progress**	**Annual Progress**
Meet with key community stakeholders (i.e., medical managed care, hospital staff, lactation support, health care providers, other WIC agencies) in Region 24 to increase breastfeeding awareness and referrals to the WIC program, as well as share WIC digital materials and utilization.	0	0	120	0%	0%
Peer Counseling Program (PCP)	**Month**	**YTD**	**Goal**	**Month Progress**	**Annual Progress**
Provide basic breastfeeding education and encouragement to WIC PCP participants.	263	263	1000	26%	26%

Explanation (Over/Under Goal Progress)

RBL position vacant since Jan 2024.

Community Action Partnership of Kern

Monthly Report 2024

Program Strategic Goals	Progress
Restructure WIC Program staffing model to improve recruitment and retention of staff.	The program is developing and implementing broad-based multifaceted strategies to improve staff retention. The program is also aiming to provide competitive compensation comparable to other employers in the market.

Program Highlights
The program welcomed Marissa to the team as the Program Administrator.

Youth and Community Services

East Kern Family Resource Center
Oasis Family Resource Center
Energy, Weatherization, and Utility Assistance
Friendship House Community Center
Shafter Youth Center
Volunteer Income Tax Assistance

Community Action Partnership of Kern
Monthly Report 2024

Month	January-24	Program/Work Unit	East Kern Family Resource Center (EKFRC)
Division/Director	Fred Hernandez Youth & Community Services	Program Manager	Anna Saavedra
Reporting Period	January 1, 2024 - December 31, 2024		

Program Description

East Kern Family Resource Center (EKFRC) is a regional resource center based in Mojave, Ca. The EKFRC provides assistance to low-income individuals and families from the desert and Tehachapi Mountain communities. The primary focus is to assist individuals and families who are facing housing insecurities and to prepare children 0-5 years of age to enter kindergarten successfully. The EKFRC also provides individuals and families with basic need services, clothing, diapers, food, household items, hygiene kits, blankets, business services, VITA, and assistance with HEAP applications.

Homeless Housing Assistance and Prevention (HHAP) Rural Drop-in Center	Month	YTD	Annual Goal	Month Progress	Annual Progress
Case Management Services (SRV 7a)	0	0	60	0%	0%
Street Outreach and Education	0	0	75	0%	0%

HHAP Linkages to Services (Referrals)	Month	YTD
California Driver's License (SRV 7j)	1	1
Social Security Insurance (SSI) (SRV 7i)	0	0
Medical Services (SRV 7c)	4	4
Mental Services (SRV 7c)	2	2
Housing Placement (e.g., transitional, temporary, permanent) (SRV 4m, 4n, 4o)	0	0
Educational and Career Development (SRV 7c)	2	2

HHAP Distribution of Supplies	Month	YTD
Food Assistance (SRV 5jj)	27	27
House Hold Items	13	13
Hygiene Kits (SRV 5oo)	10	10
Emergency Clothing (SRV 7n)	17	17
Administrative Services & Copies	15	15
Transportation Services (SRV 7d)	1	1
Educational Supplies (SRV 2k)	0	0

Covid - 19 Supplies (SRV 5oo)	7	7			
First 5 Kern	**Month**	**YTD**	**Annual Goal**	**Month Progress**	**Annual Progress**
Parents Receiving Case Management Services (SRV 7a)	0	0	30	0%	0%
Children Receiving Case Management Services (SRV 7a)	0	0	30	0%	0%
Parents Participating in Court Mandated Classes (FNPI 5d & SRV 5mm)	4	4	10	40%	40%
Children Educational Center Base Activities (FNPI 2b)	2	2	30	7%	7%
Children Educational Home Base Activities (FNPI 2b)	1	1	30	3%	3%
Children Summer Bridge Activities (FNPI 2b)	0	0	15	0%	0%
Collaborative Meetings Participated	1	1	12	8%	8%
Family Support Services for non-clients with children 5 and under	35	35			
First 5 Total	**43**	**43**			
First 5 Kern/ Department Health Services	**Month**	**YTD**	**Annual Goal (12 Mo)**	**Month Progress**	**Annual Progress (12 Mo)**
Family Support Services for non-clients with children 6-18 (SRV 2e K-12)	15	15			
CalCapa Diaper Supply Bank	**Month**	**YTD**	**Annual Goal**	**Month Progress**	**Annual Progress**
Diaper Supply Management Enrollment **Unduplicated** (NPI5.5)	70	70	150	47%	47%
Monthly Diaper Kit Supply Delivery **Duplicated** (SRV5.nn)	84	84	1800	5%	5%
Walk-In Community Services (Duplicated Clients & Case Managed Clients)	**Month**	**YTD**			
Administrative Services & Copies	27	27			
Baby Supplies (SRV 2w)	45	45			
Covid - 19 Supplies (SRV 5oo)	24	24			
Court Mandated Parenting Correspondence (SRV 2w)	6	6			
Educational Supplies (SRV 2k)	25	25			
Emergency Clothing (SRV 7n)	110	110			

Food Assistance (SRV 7c)	166	166
Household Items (SRV 7c)	39	39
Hygiene Kits (SRV 7c)	24	24
Referrals (SRV 7c)	55	55
Transportation Services (SRV 7d)	1	1

Explanation (Over/Under Goal Progress)

Program Strategic Goals	Progress Towards Goal
1. Secure additional funding to cover operational costs and improve the delivery of services.	In the month of January we received a $10,000 donation from AES to support families, homless individuals with emergency supplies, food insecurities, AES presented EKFRC with a check during our Ribbon Cutting Ceremony.
2. Partner with private enterprises to boost program visibility and foster meaningful relationships.	EKFRC had the opportunity in speaking at the Chamber of Commerce monthly meeting. I provided everyone with information regarding our Resource Center and the services we provide. In attendance were private companies and organizations from East Kern. I had the opportinity of obtaining new contact information to businesses in our area.
3. Improve on-site services to more effectively connect with the East Kern target population.	EKFRC is currently in the process of hiring a full-time housing navigater, a part-time bilingual First 5 case manager, and a temp office assistant. Our center woud be fully staffed which would assist us in providing even more services.to our community.

Program Highlights

East Kern Family Resource Center had their Ribbon Cutting Ceremony on Janury 29, 2024. EKFRC was beyond grateful to all the partners, collaborates , clients and to our CAPK family who attended and celebrated this expansion of our center.

Community Action Partnership of Kern
Monthly Report 2024

Month	January-24	Program/Work Unit	Oasis Family Resource Center
Division/Director	Youth & Community Services Freddy Hernandez	Program Manager	Eric Le Barbé
Reporting Period	January 1, 2024 - December 31, 2024		

Program Description

The Oasis Family Resource Center provides resources, education, and crisis assistance to individuals, families, and children in Ridgecrest and surrounding communities. They focus on providing case management and educational support to families to build resilience.

First 5	Month	YTD	Annual Goal	Month Progress	Annual Progress
Parents Receiving Case Management Services (SRV 7a)	1	1	30	3%	3%
Children Receiving Case Management Services (SRV 7a)	2	2	30	7%	7%
Parents Participating in Court Mandated Classes (FNPI 5d, and SRV 5mm)	7	7	10	70%	70%
Children Educational Home Base Activities (FNPI 2b)	1	1	15	7%	7%
Children Summer Bridge Activities (FNPI 2b)	0	0	10	0%	0%
Family Support Services for non-clients with children 5 and under (SRV 2w)	59	59			
First 5 Total	**70**	**70**			

First 5 Kern/ Department Health Services	Month	YTD	Annual Goal	Month Progress	Annual Progress
Family Support Services for non-clients with children 6-18 (SRV 2e K-12)	48	48			

Planned Parenthood	Month	YTD	Annual Goal	Month Progress	Annual Progress
LiFT Delivery Seminar to 10 Parents/Guardians (SRV 5l, and SRV 5mm)	0	0	10	0%	0%
LiFT Delivery Seminar to 10 Youth 13-19 (SRV 5l)	0	0	10	0%	0%
Plan A Sex Education Kits for qualifying youth 16-19 (SRV 5m)	0	0	75	0%	0%

CalCAPA Diaper Supply Bank	Month	YTD	Annual Goal (12 Mo)	Month Progress	Annual Progress (12 Mo)
Diaper Supply Management Enrollment **Unduplicated** (NPI5.5)	147	147	150	98%	98%
Monthly Diaper Kit Supply Delivery **Duplicated** (SRV5.nn)	206	206	1800	11%	11%

Walk-In Community Services (Duplicated & Non First 5 Clients)	Month	YTD
Administrative Support (SRV 7c)	104	104
Baby Supplies (SRV 2w)	106	106
Copies	57	57
Court Mandated Parenting Correspondence (SRV 2w)	10	10
Educational Supplies (SRV 2k)	41	41

Community Action Partnership of Kern
Monthly Report 2024

Emergency Clothing (SRV 7n)	13	13
Food (SRV 7c)	118	118
Household Items (SRV 7c)	144	144
Referrals(SRV 7c)	120	120
Transportation Assistance (SRV 7d)	30	30
Total Community Services	**743**	**743**

Explanation (Over/Under Goal Progress)

The Oasis FRC met all its First 5 Kern goals for the fiscal year 2023-2024. None of the services for Planned Parenthood have been provided yet but the OFRC staff started training in January and is planning implementation of this new program and should be able to start delivering services by the end of March.

Program Strategic Goals	Progress Towards Goal
1. Apply for three funding opportunities that would help extend range of services outside First 5 clients for under served families (Parenting, Children 6-18, seniors, and homeless individuals).	The Oasis FRC applied for funding with Kern Health System seeking funding for case management services for homeless clients and for brick and mortar funds to expand its foot print. We also applied for the Road to Resilience grant seeking funding to provide case management services to pregnant women with addictions.
2. Participate in community outreach activities to promote CAPK & Oasis FRC services and seek donations from local business partners (in-kind and monetary).	The OFRC received a large donation of baby items and children clothing from the WACOM Thrift Store. The Kiwani Key Club spent a Saturday morning on 01/27/24 sorting and folding baby and children clothing.

Program Highlights

The Oasis FRC launched its new CalCAPA Diaper Supply grant in December, and within the first two months 147 children (121 families) have been enrolled in this new program. This January PRE report includes CalCapa December results as these were not captured in the 2023 report. The Oasis Family Resource Center provided community services responding to a total of 301 inquiries in the month of January 2024. This was yet another new record for the busiest month ever since the OFRC opened in May 2021. Since HEAP funding has become available again in January, 39 HEAP applications were submitted this month and over $40,000 in benefits have already been applied. We are seeing the fastet turnaround ever from HEAP in processing applications.

Community Action Partnership of Kern
Monthly Report 2024

Month	January-24	Program/Work Unit	Energy & Utility Assistance
Division/Director	Fred Hernandez	Program Administrator	Wilfredo Cruz Jr.
	January 1, 2024 - December 31, 2024		

Program Description

The Energy Program assists income-eligible Kern County residents with utility bill payment, free weatherization, and energy education at no cost to the participant. Weatherization services include weather stripping; repair or replacement of windows and doors, heating/ cooling appliances, stoves, refrigerators, and more.

Low-Income Household Water Assistance Program (LIHWAP) 2021 Ends March 2024	Month	YTD	Goal	Month Progress	Annual Progress
Households Served - Utilities Assistance	501	501	700	72%	72%
Utility Payments	$ 226,654.49	$ 226,654.49	$302,457	75%	75%
Low-income Home Energy Program (LIHEAP) 2024	**Month**	**YTD**	**Goal**	**Month Progress**	**Annual Progress**
Households Served - Utilities Assistance	316	316	3,200	10%	10%
Utility Payments	$ 422,553	$ 422,553.47	$ 4,947,219	9%	9%
Households Served - Weatherization	15	15	200	8%	8%
Emergency Supplemental Low-Income Energy Assistance Program (ESLIHEAP) 2023 Ends May 2025	**Month**	**YTD**	**Goal**	**Month Progress**	**Annual Progress**
Households Served - Utilities Assistance	105	105	450	23%	23%
Utility Payments	$ 82,791	$ 82,790.88	$ 744,877	11%	11%
Department of Energy (DOE) Bi-partisan Infrastructure Law (BIL) - Weatherization Assistance Program (WAP)	**Month**	**YTD**	**Goal**	**Month Progress**	**Annual Progress**
Households Served - Weatherization	0	0	54	0%	0%
Totals	**Month**	**YTD**	**Goal**	**Month Progress**	**Annual Progress**
Total Households Served - Utility Assistance (FNPI 4z, SRV 4i, SRV 7b)	**922**	**922**	**4,350**	21%	21%
Total Utility Payments	**$ 731,999**	**731,999**	**$ 5,994,553**	12%	12%
Total Households Weatherized (FNPI4h, FNPI 4z, SRV 4q, SRV 7b, & SRV 4t) (Note: these numbers account for jobs completed for the month by the Wx team.)	**15**	**15**	**254**	6%	6%
Weatherized Homes (Note: The data represents work submitted to CSD for reimbursement - delayed by 2 months)	**Month**	**YTD**	**Goal**	**Month Progress**	**Annual Progress**
Total Households Weatherized	**0**	**-**	**200**	0%	0%
Total Weatherized Homes Payments	**0**	**-**	**2,677,067**	0%	0%

Explanation (Over/Under Goal Progress)

1) Weatherized Homes - this section will document what we submit to CSD for reimbursement which is different than the actual number of homes that the weatherization team completes as they are two separate processes, each with their own timelines. Will report January's numbers on next month's PRE report.
2) DOE BIL WAP contract work approval from CSD was received at the end of January 2024, hence no progress on this report yet.

Community Action Partnership of Kern
Monthly Report 2024

Program Strategic Goals	Progress Towards Goal
1) Successfully implement online client self-application tool for Utility Assistance (UA) services.	Currently testing the application in Eastern Kern. This will be about a 3-4 month testing phase.
2) Effectively initiate and manage the City of Bakersfield - Transformative Climate Communities (TCC) grant, focusing on providing weatherization and solar services to residents in Southeast Bakersfield. This endeavor involves a collaborative partnership with GRID Alternatives and Kern Community College District (KCCD).	We are in the process of having meetings with the city and our project partners to confirm specifics of the program. It appears we will be starting this program in mid-2024.
3) Continue to build partnerships with community to fully administer the Low-Income Household Water Assistance Program (LIHWAP) grant.	Currently 97% of utility assistance funds are spent on this contract. 2 months left. We have two big community events planned before the contract is over to reach as many residents as possible.

Program Highlights

1) We are starting the new LIHEAP contract at the beginning of the new year; first time we've done this since pre-COVID.

2) In January, we hosted a number of physical LIHWAP events where clients were able to attend after normal business hours to receive immediate assistance with their water utility bills.

3) We passed our biannual CONSOL (weatherization) audit with no issues noted. We were advised that our team is very skilled and knowledgeable in the measures they are administering to the clients homes.

Community Action Partnership of Kern
Monthly Report 2024

Month	January-24		Friendship House Community Center (FHCC)
Division/Director	Fred Hernandez	**Program Manager**	Lois Hannible
Reporting Period	January 1, 2024 - December 31, 2024		

Program Description

Located in Southeast Bakersfield, the program serves children, adults, and families through after-school, summer and mentor programs, nutrition education, sports, access to social services, and more.

Youth Programs	Month	YTD	YTD Goal	Month Progress	Annual Progress
Youth Mentoring (FNPI 2c.2., FNPI 2c.3, SRV 2p) Reporting ends June 30, 2023	5	5	100	100%	5%
Summer Program (Max Capacity due to COVID) (SRV 2m)	N/A	N/A	35		
After School/Learning Pods Enroll (FNPI 2c.2., FNPI 2c.3, SRV 2p)	5	5	50	100%	10%

Medi-Cal Outreach	Month	YTD	YTD Goal	Month Progress	Annual Progress
Social media emails and impressions	4,207	4,207	15,000,000	1	0%
Canvasing phone calls and flyers	769	769	12,000	1	6%

California Violence Intervention Program (CalVIP)	Month	YTD
Incident Response (SRV 5w)	N/A	N/A
Outcome/Case Managed Families (SRV 7a)	N/A	N/A
Provided Food Assistance (SRV 7c)	2	2
Assisted with Energy/HEAP Services (SRV 7c)	1	1
Provided Assistance with Medi-Cal (SRV 7c)	N/A	N/A
Provided Mentoring Services (SRV 2p, 7c)	N/A	N/A
Deposit Payments (SRV 4d)	N/A	N/A
Temporary Housing Placements (SRV 4m)	N/A	N/A

Explanation (Over/Under Goal Progress)

In December of 2023, the FHCC CalVIP program was called upon by the City of Bakersfield to assist a family whose home was shot up in the middle of the night. Barely making it out alive, the family was without safe housing and bare necessities. CAPK and its CalVIP team worked swiftly to secure temporary housing for the family and to replenish basic necessities. Since this service was provided in mid-late December it was not included in the last report.

Program Strategic Goals	Progress Towards Strategic Goals
Plan and facilitate Friendship House (FHCC) Advisory Board fundraising event to benefit the Friendship House.	The FHCC Mixer & More fundraiser is scheduled for October 24, 2024. The first planning session with the FHCC Advisory Board was held Jan. 30, 2024.
Recruit and secure staffing for the Friendship House.	The FHCC hired an Outreach Worker and Program Educator for the CalVIP program and an Activity Specialist for the FHCC Afterschool Program. The FHCC will be fully staffed after these individuals complete new hire orientation.
Work with the CAPK Executive Team to increase the number of grants researched/submitted for the CAPK Friendship House.	The FHCC Program Manager assisted the CAPK Executive Team in submitting a grant application to The Women's & Girls fund and is working with the team to submit an application to Kern Heath Systems.

Community Action Partnership of Kern

Monthly Report 2024

Program Highlights
The CAPK Friendship House is offering free Zumba classes to the community every Thursday from 11am-12pm. Classes are taught by one of the best certified Zumba instructors in town. The FHCC has also partnered with the Bakersfield Police Department to provide a leadership Program for girls in grades 6-12th. Female Police Officers volunteer their time for this program to assist girls in the community with communication, behavioral, and leadership skills needed for a promising future.

Community Action Partnership of Kern

Monthly Report 2024

Month	January-24		Shafter Youth Center (SYC)
Division/Director	Fred Hernandez	Program Manager	Angelica Nelson
Reporting Period	January 1, 2024 - December 31, 2024		

Program Description

The Shafter Youth Center (SYC) serves children, adults, and families through youth after-school, summer and pre-employment programs, parenting classes, nutrition education, sports, access to social services, and more.

Youth Programs	Month	YTD (unduplicated)	Goal	Month Progress	Annual Progress
Summer Program (SRV 2m) June/July	0	0	60	0%	0%
After School Program Enroll (FNPI 2c &SRV 2l) (hours of operation: 2-5pm; 1230p - 5pm for minimum day)	14	14	35	40%	40%

Community Programs	Month	YTD (unduplicated)
Fitness Boot Camp, Zumba and Adult Basketball (individual counts)	49	
Girls Scouts, Community Meeting Space, Dignity Mental Health Support, etc. (group count)	2	
On Site Collaboration: Energy, VITA, Food Bank	3	

Outreach Activities	Month	YTD	Goal	Month Progress	Annual Progress
Outreach Events (presentations/informational updates, distributions (e.g., food, diapers)	1	1	6	17%	17%

Explanation (Over/Under Goal Progress)

Program Strategic Goals	Progress
1. Monitor and assess students' academic advancement through regular school progress and grade reports. Utilize the gathered data to refine and modify individual student learning plans.	Student report cards have been collected to begin grade analysis from previous grading periods
2. Improve the attainment of program funding to broaden the scope of program offerings. This involves working in partnership with the CAPK Foundation to integrate funding that facilitates the introduction of new services.	SYC has been working with CAPK Foundation to address and collaborate on meeting the needs of the facility and program

Research and implement programs and services to better serve youth in our programs	Staff has been researching different activities and program services to bring new innovation to our youth

Program Highlights
Shafter Youth Center was selected to receive an all expense paid trip to Hearst Castle. 18 kids and chaperones went on the trip to take part in STEAM sessions with State Rangers, tapestry lessons with State Guides and finally, the majestic tour of the castle.

Community Action Partnership of Kern
Monthly Report 2024

Month	January-24	Program/Work Unit	Volunteer Income Tax Assistance (VITA)
Division/Director	Fred Hernandez	Program Manager	Jacqueline Guerra
Reporting Period	January 1, 2024 - December 31, 2024		

Program Description

The Volunteer Income Tax Assistance (VITA) program provides free tax preparation and electronic filing services for individuals and families with low to moderate incomes. VITA also aids eligible clients in maximizing benefits from the Earned Income Tax Credit (EITC), thereby enhancing their tax returns and contributing to the local economy. All VITA services are delivered by IRS-certified staff and volunteers.

Completed Tax Returns (SRV 3o)	Month	YTD	Goal Adjusted	Month Progress	Annual Progress
Federal	313	313	7,400	4%	4%
Social Security Number (SSN)	297				
Individual Taxpayer Identification Number (ITIN)	16				
State	311	311	7,400	4%	4%
Social Security Number (SSN)	295				
Individual Taxpayer Identification Number (ITIN)	16				

Refunds and Credits (SRV 3o)	Month	YTD
Federal Refunds	$416,792	$416,792
State Refunds	$113,037	$113,037
Federal Earned Income Tax Credit (EITC) *(income limit $63,398 household)*	$386,902	$386,902
California Earned Income Tax Credit (CalEITC) *(income limit $30,950/household)*	$60,089	$60,089
Total Refunds and Credits	**$976,820**	**$976,820**

Individual Taxpayer Identification Number (ITIN) (SRV 3o) Applications *(Note: duplicate of Federal Tax Returns Completed)*	Month	YTD	Goal Adjusted	Month Progress	Annual Progress
Applications (New/Renewal)	7	7	150	5%	5%

Explanation (Over/Under Goal Progress)

The difference in total returns done from federal to state can vary due to the needs of the client. Some clients do not have state filing information and return in later months.

Program Strategic Goals	Progress Towards Goal
Persist in fostering connections within rural communities to extend outreach and engage with a larger number of clients.	Attending multiple collaboratives in Kern, as well as providing presentations to agencies and their staff.

Community Action Partnership of Kern

Monthly Report 2024

Program Highlights
This month VITA was all about promoting the program and reaching new clients. We had the opportunity to interview on local tv news stations a few times this month. Alongside our interviews, we celebrated EITC day with local elected officials and the IRS in attendance for this special day. Check out: https://bakersfieldnow.com/news/eyewitness-mornings/as-tax-season-approaches-find-out-how-kern-county-workers-can-maximize-their-tax-refunds

Community Development

Grant Development
CAPK Foundation
Outreach & Marketing
2-1-1 Kern Call Center
CenterCommunity Schools Partnership Program (CSPP)

Community Action Partnership of Kern

Monthly Report 2024

Month	January-24	Program/	Community Development
Division/Director	Pritika Ram	Program Manager	Catherine Anspach, Vanessa C. Mendoza, Savannah Maldonado-Oates
Reporting Period	January 1, 2024 - December 31, 2024		

Program Description

The services under the Community Development Division range from fund and grant development/research to outreach and media/public relations, as well as new business development. This includes project management of agency level initiatives, such as the 2021-25 Strategic Plan and CAA-related plans, and special projects.

Outreach Social Media	Month	YTD	Annual Goal	Month Progress	Annual Progress
Website User Sessions	27,504	27,504	250,000	132%	11%
Facebook Impressions (i.e., number of times users see content)	145,000	145,000	1,250,000	139%	12%
Other Social Media Impressions	21,000	21,000	250,000	101%	8%

Highest Performing Post



https://www.facebook.com/capkern/posts/pfbid0HVS79aZW9HgwkgBbXGtMyvUn9Wy78WXhvciyR4CPcQUfKCktGDkGXfQiY7A1Uahel

27, 178 reach (how many inviduals saw this post)
1,730 engagements (how many people liked, shared, or commented on this post)
205 Shares (how many shared on their own profiles, which expanded our reach)

Outreach Special Projects

Working along CAPK Foundation to assist planning for Gourmet for Good Event
Participated as a panelist for a IRS EITC roundtable
Participating in KHEP steering Committee
Assisted Head Start program with the planning and execution of First Annual Fatherhood Conference 1/20/224
Continued planning for Staff development day
Hosted EITC awareness day and VITA Kick Off press conference with United Way, CSET, IRS, and elected officials 1/26/24
Hosted ribbon cutting for East Kern Family Resource Center in Mojave, Ca 1/29/24

Outreach team attended PACT monthly resource fair 1/17/24
Outreach team attended McFarland Water Bill Assistance Event 1/18/24
Outreach team attended Flu/Covid Clinic in McFarland with Building Healthy Communities 1/20/24
Outreach team attended resource fair/career day at Freemont Elementary School in Bakersfield 1/26/24
Outreach team attended Lamont Water Bill Assistance Event 1/30/24
Working with CAPK Energy team on finishing Water Bill Assistance Marketing Campaign Sunsetting 3/31/24
Outreach team attended Flu/Covid Clinic in Wasco with Building Healthy Communities 1/28/24
Outreach Advocacy
Added on our support to comments on the below Notice of Proposed Rulemaking (NPRM) in the Federal Register, Supporting the Head Start Workforce
Attended the State of the County Dinner to represent CAPK and connect with elected officials
Discussion with Assemblymember Dr. Jasmeet Bains office to host Co-partnered LIHWAP event in her constituent space.
Educated Assembly Fong's, Senator Grove's, Mayor Goh's, Assemblywoman Dr. Jasmeet Bain's, Supervisor Couch's, Congressman Valadao's office on the importance of EITC credits and hosted them at VITA kick off press conference
Educated Assembly Fong's, Senator Grove's, Scrivner's, and Assemblymember Lackey's off on the importance of the newly located EKFRC and hosted them at the ribbon cutting.
Provided support letter on behalf of MCAP for Proetus Inc. Support
Advocacy Watch-list
211 Infrastructure Act
Notice of Proposed Rulemaking (NPRM) in the Federal Register, Supporting the Head Start Workforce and Consistent Quality Programming
Farm Bill Package
2.2932 - Housing Access Act
H.R. 5934 Streamlining Federal Grants Act of 2023
Projects
The Diaper Distribution Demonstration Research Pilot (DDDRP) Program kicked-off its first diaper distribution in December and has participated in MyCOPA training through Cal CAPA. As of 1/5/24, 126 households have been enrolled to receive monthly diaper supplies.
In progress is the creation of a funding needs report for the food bank, with the goal of approaching local jurisdictions for funding support to sustain our services as revenues, including Cal Foods, conclude.

The CJF, formerly known as CERF, has released part 1 of the regional plan to the public, seeking community feedback. This document, prepared by UC Merced's labor center, serves as a comprehensive study on Kern County's current economic and workforce development status. The findings will be presented during the February Subregional meetings. This document is crucial in developing part 2, where strategies will be outlined that Kern can use for implementing projects and initiatives geared towards high-quality job creation. The governance council was officially sworn in on January 11th and have began attending biweekly trainings lead by RAND.

IRM trainings scheduled with MCAP and Friendship house were successful. No new trainings have been scheduled. IRM eligibility questions updates are in progress. A second phase of improvements will be brainstormed in February to roll out mini milestones for the new fiscal year.

Community Services Block Grant (CSBG)	Results Oriented Management & Accountability (ROMA)
January consisted of working with the programs on the FNPI and SRV data	One MCAP CAPK staff members graduated from the ROMA Implementers training in January of 2024.
Attended a CSBG training hosted by the National and State office.	

Foundation
Completed grant through American Heart Association to fund a refrigerated unit for the Food Bank.
Follow-up with potential sponsors for June event. Secured $79,500 to date.
Developed prospect list through our vendors to solicit for sponsorship for June Fundraiser.
Conducted presentation to Shafter Kiwanis.
Met individually with Directors to review specific prospects for outreach for June fundraising event.
Planned and executed Ribbon Cutting for East Kern FRC.
Attended Qgiv fundraising conference which allowed us to meet and share ideas with other fundraising professionals while learning to maximize the use of the Qgiv Platform.
Attended the State of the County Dinner to represent CAPK and connect with potential supporters.

Explanation (Over/Under Goal Progress)

Program Strategic Goals	Progress Towards Goal
Proactively identify and pursue new funding opportunities to support and enhance our organization's mission and projects.	Staff continues to use grantstation, the California Grants Portal, and grants.gov to research prospective funding opportunities. Through these efforts, staff found the Stuart C. Gildred foundation that support nutrition/health initiatives. A letter of interest has been submitted for CalFresh Healthy Living.
Dedicate the upcoming year to thorough planning efforts, ensuring the successful completion of the new five-year strategic plan.	The team is currently drafting an RFP for consulting services. We will hire a consultant that can facilitate our planning efforts for the new Strategic Plan.

Increase trust among elected officials, partner agency leaders, and corporate partners in CAPK as a partner-of-choice for implementation of anti-poverty and comms development programs. Raise awareness among civic influencers of poverty and CAPK's work to help families achieve self-sufficiency. Raise awareness among low-income residents of CAPK's programs that can help families and individuals in need.	All 3 goals have been implemented into the strategy of all campaigns.
Launch the Virtual Food & Hygiene Drive Campaigns and introduce them to donor prospects to supplement physical drives. Working in conjunction with the Marketing & Outreach Team, pilot the Food Bank Apple Wall Campaign, increasing donations for the program. Establish the Inaugural Signature Fundraiser, Gourmet For Good, increasing awareness for the Foundation and raising unrestricted funds for general operating support. Continue to grow the Annual Appeal Campaign adding a planned digital advertising component to increase donor reach.	In Progress

Program Highlights

Community Action Partnership of Kern
Monthly Report 2024

Month	January-24	Program/Division	2-1-1 Call Center Program
Division/Director	Pritika Ram	Program Manager	Sabrina Jones-Roberts
Reporting Period	January 1, 2024 - December 31, 2024		

Program Description

The 2-1-1 Kern is a 24/7 information and referral service that provides local residents with comprehensive information and links to community health and human services at no cost. The 2-1-1 Kern has a database of 1,000 social service agencies that are available to the public through the 2-1-1 Kern Online Resource Directory at www.211KernCounty.org. The program has nearly 20 years of experience in providing and linking community members to vital services, and currently serves multiple communities in the Central Valley including Kings, Tulare, Stanislaus, Fresno, and Madera through the United Way partnerships.

Most Requested Services	Homeless Diversion Programs	Food Pantries	Utility Service Payment
Top 3 Unmet Needs	Food Stamps	Rent Payment Assistance	Homeless Shelter

Information and Referral Services Calls Handled (SRV 7c)	Month	YTD	Annual Goal	Month Progress	Annual Progress
Kern County	7340	7,340	90,000	8%	8%
Kings County	288	288	4,000	7%	7%
Tulare County	1078	1,078	10,000	11%	11%
Stanislaus County	863	863	10,000	9%	9%
Fresno & Madera	3086	3,086	20,000	15%	15%
Merced & Mariposa	71	71	900	8%	8%
Total I&R Calls Handled	**12,726**	**12,726**	**134,900**	**113%**	**9%**
Average Wait Time	**1:03**				
Average Handle Time	**5:05**				

Staffing vs. Call Volume	Current Staff	Staff Needed Per Call	Staff Over/ Short
2-1-1 staff designated for calls handled across all counties contracts with the expectation of 42 calls per staff for an 8-hour shift.	16	22.5	**(6.48)**

Grant Funded Services	Activity	Month	YTD	Annual Goal	Month Progress	Annual Progress
CalFresh Application (SRV 3l & 7c)	62	24	24	300	100%	8%
Medi-Cal Application (MNP) (SRV 3h & 7c)	32	21	21	100	100%	21%
Medi-Cal Redetermination- KP (SRV 3h & 7c)	0	0	0	70	0%	0%
First 5 Help Me Grow (HMG) Ages & Stages New Children Screened (SRV 5c)	199	36	36	300	100%	12%

2-1-1 Website Visitors	Month	YTD	Annual Goal	Month Progress	Annual Progress
Duplicated Visitors *(i.e., accessing 2-1-1 e-services and database resources)*	20,396	20,396	225,000	9%	9%

Other Calls	Month	YTD
LIHEAP (SRV 7b)	4857	4,857
Utility Assistance Calls- Discount Internet or Utility	696	696
Mental Health	392	392
Food-related Calls	1,540	1,540
Housing and Homelessness Calls	2,371	2,371

Health and Human Service Referrals	2,148	2,148	
Total Other Services	12,004	12,004	

Explanation (Over/Under Goal Progress)

The program is currently on track to meet its goal expectations and will be monitored for throughout for increment changes. The call volume support required and staffing ratio has been determined by trends identified by recent call demands of the program.

Program Strategic Goals	Progress Towards Goal
1. Enhance recruitment initiatives to attract and hire well-qualified candidates.	The program seeks to captivate skilled candidates through internal Human Resources and external Staffing Agency recruitment efforts. The program aims to continue offering competitive wages, language fluency and competency incentives, and opportunities for growth.
2. Enhance employee retention and foster opportunities for professional growth.	2-1-1 is staffed with 19 Full Time and 3 temporary Information and Referral (IR) Specialists; 2 of which transitioned on 1/22/24. The program enriches employees through strategic schedule planning, honoring traditions, and celebrating achievements or milestones. The program offers opportunities for professional development and an incentive for IR's who obtain certification as a Community Resource Specialist. The Program is experiencing growth and anticipates onboarding a Program Specialist on 2/5/24.
3. Focus on retaining current contracts, such as those with United Ways, and explore growth opportunities to enhance the impact on clients.	2-1-1 aims to achieve strengthened partnerships by effectively communicating, and meeting with partners and contract grantors to share performance data and discuss progress relative to its objectives, deliverables, and goals. The program is consistently working on meeting the reporting expectations of all funding sources and maintaining a trusting relationship to increase the opportunity for existing contracts to be retained.

Program Highlights

2-1-1 Kern has been in business for 17 years and ongoing. The program has become stabilized in recent months and nearly functioning to its capacity to meet overall call demands. The wait times and handle times experienced by callers has improved as the community has the ability to access a Call Specialist in reasonable time. National 2-1-1 Day will be honored by the program in the month of February.

Community Action Partnership of Kern

Monthly Report 2024

Month	January-24	**Program/Work Unit**	Community School Partnership Program
Division/Director	Sabrina Jones-Roberts	**Program Manager**	Que'Mesha Banner
Reporting Period	January 1, 2024 - December 31, 2024		

Program Description

The Community School Partnership Program (CSPP) provides direct wrap around case management to student-families enrolled within Bakersfield City School District's (BCSD) Community Schools. CSPP is designed to receive referrals from the community schools' Multi-Tiered System of Support and Family and Community Engagement (FACE) Liaisons. The program links student-families to community-based services addressing food insecurities, housing stability, or other related basic services. The program is modeled after the Four Pillars of a successful Community School designed to mitigate academic and social impacts of emergencies affecting its local communities and improve school responsiveness to student and family needs.

Additional Requested Services	Clothing	VITA	Resume Building
BCSD Referral Type	M.T.S.S (0)	F.A.C.E (26)	OTHER (45)

Direct Services	Month	YTD	Annual Goal	Month Progress	Annual Progress
Families referred to Program (SRV 7c) One-time services	71	71	650	11%	11%
Families Receiving Case Management Services (SRV 7a)	20	20	488	4%	4%

Results-Oriented Management and Accountability (ROMA) Assessment	Month	YTD
Families that completed Pre-assessment	21	21
Families that completed Post-assessment	2	2

Internal Referral Services (SRV 7c)	Month	YTD
Total Families referred internally for Food and Nutrition (2-1-1 or CalFresh)	12	12
Total Families referred internally for Housing (CES)	10	10
Total families referred for Employment Resources (2-1-1 or external)	6	6
Total Families referred internally for Childcare (Head Start)	4	4
Total Families referred internally for Utility Assistance (Energy)	7	7
Total Families referred to Friendship House afterschool/ mentorship program	3	3
Families Receiving Emergency Food Boxes through CAPK Food Bank Pantry Partnership (SRV 5jj)	23	23
Home Visits (SRV 2cc)	5	5

Community Action Partnership of Kern

Monthly Report 2024

Explanation (Over/Under Goal Progress)	
Communtity Schools Partnership Program is in the 6th month of the 2023-2024 academic year. The program is fully staffed and has one case manager assigned to each school site. BCSD returned from winter break on 1/8/24. The case managers continued to work at their school sites during that time with minimal in-person meetings with parents, per Principal request due to lack of support staff onsite. Case managers were prepared to get parents re-engaged after the two-week break by being more visible around their schools, displaying program banners, and providing program information and flyers.	
Program Strategic Goals	**Progress Towards Goal**
1. Elevate program standards and effectiveness by providing a minimum of 3-months and up to one year of case management services to families referred to program and ensure the case management flow chart is being followed and conducted promptly.	Case Managers (CM) need improvment with family engagement in order to follow the case management flow chart thoroughly. Program Supervisor and CM's attended Motivational Interviewing training (First 5), which is a goal-oriented style of communication to strengthen motivation and illicit change talk. This will help CM's use the correct approach when working with their families on setting goals.
2. Implement Specific, Measurable, Achievable, Relevant, and Time-Bound (SMART) goals with participating families based on their needs outlined in ROMA assessment to reduce barriers and increase successful outcomes.	Case Managers continue to use the Family Goal Plan with SMART goals and action steps. Case managers are to conduct 30-60-90 day follow-ups with parents to monitor progress and/or stagnation.
3. Increase access to housing support and financial educational opportunities for families experiencing or at-risk of homelessness.	CSPP is collaborating with Chase Bank Community Manager to provide financial education courses to community school parents. The first session is scheduled to launch in February 2023 at Stella Hills Elementary School.
Program Highlights	
The program launched it's first program banner and put them up for display at each school site.	

Application Status Report
January 2024

Name	Description	Funder	Amount Requested	Amount Awarded	Decision Date	Status
Incentive Payment Program	Housing services for housing insecure community members of Ridgecrest. Oasis FRC applied for a classroom structure for housing services and staff to operate the program. Abandoned: Leadership decided to abandon our Oasis application to focus on an East Kern FRC application only.	Kern Family Health Care (KFHC)	$ 1,200,000.00	$ -		Abandoned
Incentive Payment Program	Housing services for housing insecure community members of East Kern. EKFRC will provide Housing navigation services, assistance with housing deposits, and housing sustainability services.	Kern Family Health Care (KFHC)	$ 355,000.00	$ -		Pending
Children and Youth Behavioral Health Initiative	*CAPK will be a subcontractor under United Way. Projects will address mental health issues, particularly among children and youth. In partnership with UW, CAPK will engage Wasco High School students in mental health initiatives including student-led campaigns to reduce stigma, increase awareness of services, and promote health-seeking behaviors.	California Department of Public Health (CDPH)	$ 140,000.00	$ -		Pending
Road to Resilience	This opportunity will provide at-home case management services to pregnant women with a history or current relationship with substance use.	California Department of Social Services (CDSS)	$ 600,000.00	$ -		Pending
Dollar General Literacy Fund	Applied for $3000 to support SYC's summer reading program	Dollar General	$ 3,000.00	$ -		Pending
Healthy Refrigeration Grant	CDFA will fund energy-efficient and climate-friendly refrigeration and freezer equipment in corner stores, small businesses, and food donation programs in low-income or low food access areas throughout the state. New units are to stock California-grown fresh produce, nuts, eggs, meat, dairy, minimally processed, and culturally appropriate foods. The purpose of the program is to improve access to healthy foods in underserved communities, while promoting CA-grown agriculture.	California Department of Food and Agriculture	$ 76,336.98	$ 76,336.98	1/2/2024	Awarded
Stater Bros Charities Grants	Taking applications from nonprofits making a positive impact in our Southern California communities with a focus on hunger relief, childrenâ€™s well-being, education, health, veterans and active service members, and pet well-being. Funds would go to providing a food and nutrition based curriculum to the First 5 Play and Learn program housed in the Mojave Elementary School.	Stater Bros. Charities	$ 2,500.00	$ 2,500.00	1/26/2024	Awarded
One-Time State Funding for Homeless Housing, Assistance and Prevention Program (HHAP 3 & 4)	Diversion Program, Landlord Incentives, Family/Individual Hotel Rural Program, Rural Drop-in Center, Head Start Transportation	Bakersfield Kern Regional Homeless Collaborative	$ 300,000.00	$ 300,000.00	1/29/2024	Awarded

Application Status Report
January 2024

Community Partnership Award	The National Community Action Partnership would like to bring to your attention an exciting opportunity being offered by one of our endorsed vendors, Mutual of America. Each year, the Mutual of America Foundation sponsors a national competition in which hundreds of organizations demonstrate the value of their partnership to the communities they serve, their ability to be replicated by others and their capacity to stimulate new approaches to addressing significant social issues. In total, six organizations will be honored with a Community Partnership Award.	Mutual of America Foundation	$ 100,000.00	$ -	1/8/2024	Denied
Other Funding Opportunities						
Name	**Description**	**Funder**	**Amount Requested**	**Amount Awarded**	**Decision Date**	**Status**
GusNIP	NIFA requests applications for the GusNIP Produce Prescription Program to conduct projects that demonstrate and evaluate the impact of fresh fruit and vegetable prescriptions to (1) increase procurement and consumption of fruits and vegetables, (2) reduce individual and household food insecurity, and (3) reduce healthcare usage and associated costs. Through this grant, CFHL will support the lead entity (REACH) with survey creation, data collection, and data analytics. CFHL services will be in-kind.	US Department of Agriculture (USDA)	$ -	$ -		Pending

Community Action Partnership of Kern
Funding Profile

Funding Information			
Funding Type	State	**CAPK Program**	Shafter Youth Center
Funding Agency	California Department of Public Health United Way of Kern	**Project Name**	Children and Youth Behavioral Health Initiative (CYBHI)
CFDA	N/A	**Target Population**	Wasco High School Students
Reapplication (Y/N)	N	**Number to be served**	TBA
Estimated Request	$ 140,000	**Division Director**	Freddy Hernandez
Award Period	2024-2026	**Program Manager**	Angie Nelson

Project Goal (One sentence goal statement)

Through a collaborative with United Way of Kern, the lead in this grant application, CAPK will implement campaigns focused on mental health, reducing stigma, increasing awareness, and promoting help-seeking behaviors that enhance behavioral health literacy in Kern's rural communities.

Project Description (Brief one paragraph description)

Through this proposal, CAPK will support United Way of Kern's mental health initiatives by hiring a Community Outreach Worker stationed at Wasco High School. This individual will play a crucial role in facilitating student-based mental health campaigns. They will collaborate with various stakeholders, including students, faculty, and external organizations, to develop and implement targeted strategies that promote a positive and supportive mental health environment within the educational institution. Students will be well-informed about accessing mental health resources and have the opportunity to meet with specialists who have established partnerships with the school, ensuring comprehensive support is readily available.

Estimated Budget Summary

The outreach specialist will operate within a two-year budget of $140,000, overseen by Angie Nelson, Shafter Youth Center Manager. The majority of the budget will be allocated to personnel and fringe expenses, with additional funds earmarked for space allocation at the youth center, supplies essential for student campaigns, and necessary travel expenses to and from Wasco High School. This financial plan reflects a strategic allocation of resources to maximize the impact of mental health initiatives and student support efforts.

Recommendation

Staff recommends approval to submit the funding application and authorize the Chief Executive Officer to execute the contract if awarded, and any subsequent amendments throughout the duration of the contract term.

Approvals:

Freddy Hernandez	02/01/2024	Tracy Webster	02/01/2024
1. Division Director	Date	4. Chief Financial Officer	Date
Pritika Ram	02/01/2024	Jeremy T. Tobias	02/02/2024
2. Chief Business Development Officer	Date	5. Chief Executive Officer	Date
Louis Gill	02/01/2024		
3. Chief Program Officer	Date		

Date Presented / Approved:

PRE Approval: _____ B&F Approval: _____ Executive Approval: _____ Board Approval: _____

Community Action Partnership of Kern
Small Funding Request ($50,000 or less per year)
January 2024

Funding Type	Federal	**CAPK Program**	CalFresh Healthy Living
Funding Agency	United States Department of Agriculture	**Project Name**	The Gus Schumacher Nutrition Incentive Program Produce Prescription Program
CFDA	10.331	**Target Population**	California City Residents
Request	N/A	**Division Director**	Susana Magana
Award Period	2024-2027	**Program Manager**	Alan Rodriguez
Description	CAPK will support R.E.A.C.H, a local non-profit, in their application as the lead entity for the GusNIP Produce Prescription Program grant for the FY 2024 cycle by providing in-kind support. The application will focus on prescribing fresh fruits and vegetables to enhance overall well-being of California City residents. As a partner, CAPK's CFHL will support the partnership with the collection and analysis of participant-level surveys, and data evaluation.		

Funding Type	Private	**CAPK Program**	Oasis Family Resource Center
Funding Agency	Believe in Reading	**Project Name**	Grants for Literacy Programs
CFDA	N/A	**Target Population**	Nonprofit organizations that teach, improve, or encourage reading
Request	$3,000	**Division Director**	Freddy Hernandez
Award Period	1 Year	**Program Manager**	Eric Le Barbe
Description	CAPK will invest grant funds in purchasing books to support the 0-5 children population at our center. This initiative aims to distribute the books to approximately 200 children, with a priority given to those enrolled in the First 5 and Home Visiting Program. By offering a diverse range of quality books, CAPK will nurture cognitive and literacy skills, fostering a love for reading and laying the groundwork for lifelong learning in these young minds.		

Funding Type	Nonprofit	**CAPK Program**	Oasis Family Resource Center
Funding Agency	First 5 Kern	**Project Name**	Oasis Baby Shower
CFDA	N/A	**Target Population**	Expecting mothers
Request	$5,000	**Division Director**	Freddy Hernandez
Award Period	June 2024-May 2025	**Program Manager**	Eric Le Barbe
Description	Project funds will be utilized to purchase baby supplies for 20 low-income pregnant women in Ridgecrest.		

Community Action Partnership of Kern
Small Funding Request ($50,000 or less per year)
January 2024

Funding Type	Private	**CAPK Program**	East Kern Family Resource Center
Funding Agency	Bank of America	**Project Name**	Economic Mobility focused on the needs of individuals and families
CFDA	N/A	**Target Population**	At-risk families and homeless in East Kern
Request	$20,000	**Division Director**	Freddy Hernandez
Award Period	2024-2025	**Program Manager**	Annita Saavedra
Description	Funds for purchasing supplies to support family stabilization and those at-risk of homelessness at East Kern Family Resource Center		

Funding Type	Private	**CAPK Program**	Food Bank
Funding Agency	Better Food Policy	**Project Name**	Better Food Policy Funds
CFDA	N/A	**Target Population**	This values-based fund exists to support local, regional, or tribal groups who are working in the US to effect better food policy through civic collaboration.
Request	$30,000	**Division Director**	Susana Magana
Award Period	2024-2025	**Program Manager**	Kelly Lowery
Description	Blue Zones Project Bakersfield, CAPK, and United Way of Central Eastern California are coming together to reestablish a food policy council to support a thriving, resilient food system for our community. Better Food Policy Funds will support financing a consultant to spearhead the development of the council by overseeing meetings, agendas, and participation from leads and council members, ensuring effective management and coordination of the council's activities.		

Recommendation	Staff recommends approval to submit the small funding application(s) up to $50,000 per year and authorize the Chief Executive Officer to execute the contract if awarded, and any subsequent amendments throughout the duration of the contract term.

Date Presented/Approved

Policy Council:	_____	PRE Presentation:	_____	B&F Approval:	_____	Board Approval:	_____

Community Action Partnership of Kern
Monthly Report 2024

Month	January-24	Program/Work Unit	Head Start & Early Head Start
Division/Director	Head Start/State Child Development Division/ Yolanda Gonzales	Enrollment and Attendance Manager	Carol Hendricks
Reporting Period	January 1, 2024 - January 31, 2024		

Program Description

Head Start provides high-quality, early childhood education to children ages zero to five years old through part-day, full-day, and home-based options. The program has a holistic approach, not only addressing the needs of the child but teaching parents to become advocates and skilled providers for their children through its Parent Policy Council and Family Engagement programs. CAPK offers Head Start and Early Head Start services throughout Kern and San Joaquin counties.

Early Head Start (ages 0-3) (FNPI 2a, 2b, 2c, 2c.1,2d, SRV 2b, 7a)	Month	Target	Annual Goal	Annual Progress	Closed Classrooms Slots
Reportable/Funded Enrollment (14 fully closed classrooms/1 partially closed classroom)	578	829	829	70%	122
Disabilities	20%	10%	10%	195%	n/a
Over Income 101%-130% (up to 35%)	25	n/a	n/a	4%	n/a
Over Income 131% up (up to 10%)	45	n/a	n/a	8%	n/a
Head Start (ages 3-5) (FNPI 2a, 2b, 2c, 2c.1,2d,SRV 2b, 7a)	**Month**	**Target**	**Annual Goal**	**Annual Progress**	**Closed Classrooms Slots**
Reportable/Funded Enrollment (13 fully closed classrooms)	902	1242	1242	73%	232
Disabilities	5%	10%	0	52%	n/a
Over Income 101%-130% (up to 35%)	35	n/a	n/a	4%	n/a
Over Income 131% and up (up to 10%)	49	n/a	n/a	5%	n/a
Home Visiting Program (SRV 2cc, 7a)	**Monthly**	**Year-To-Date**	**Annual Goal (Contract Limit 400)**	**Annual Progress**	
Enrollment	235	306	312	98%	
Central Kitchen	**Total Number Prepared**		**Breakfast**	**Lunch**	**Snack**
Meals and Snacks	55,430		20,879	17,194	17,357
Child and Adult Care Food Program (CACFP) (Note: The data represents information from December 2023)	**Total Meals Delivered**		**Meals Allocated (CACFP/HS)**	**# of Meals Served**	**% of Meals Served**
Meals and Snacks (SRV 5ii)	54,445		21,275/33,170	28,646	69%
Household Services	**Month**	**YTD**			
Eligbility Determination (SRV 7b)	134	134			
Total Community Services	**134**	**134**			

Explanation (Over/Under Goal Progress)	
Due to being understaffed and pending licenses at four centers, it has contributed to being under enrolled; however, the classrooms that are closed at Harvey Hall and Sterling centers are pending licensing and can be opened once approved. In the month of January, staff received their wage increase based on the wage comparability study. Additionally, an application clinic was held at the Enrollment and Attendance office where 34 families completed applications for enrollment over a three-day span. Further, any center under 85% enrolled provided a Plan of Action to reach full enrollment and increase their waitlist. In collaboration with the Enrollment and Attendance department, recruitment efforts were conducted to increase enrollment and the waitlist at the designated centers.	
Program Strategic Goals	**Progress Towards Goal**
1.) Workforce	Objective: Develop a structured onboarding process that introduces new employees to the organization's culture, values, and expectations. Provide them with the necessary tools, resources, and training to quickly integrate into their roles. Progress: A newly instituted hiring process has been established to offer newly onboarded indiviuals a deliberate and strategic approach tailored to their positions.

Program Highlights

1. Training was provided on primary caregiving philosophy and developed an implementation plan for center-based centers.
2. "You Can Make a Difference" Ready Rosie workshops were presented at two SJC centers.
3. Community Medical Group had a dental clinic at the California Street Center on 1/30/2024 where center and home-based children received prophylaxis, fluoride treatment, and oral hygiene instruction for families.
4. El Concilio presented a virtual workshop for staff on Healthy Habits and Mental Health.
5. Flyers were distributed at WIC offices, Manteca Library, Escalon Library, Food Bank, Bethel Kids Dental, Cesar Chavez Library, and Community Medical Center.
6. A contract with the Department of Motor Vehicles was approved at the F Street location in Bakersfield, Ca. A Head Start Commercial and Staff Recruitment information, along with the CAPK Head Start logo is on a loop. We are under contract for the next 12-months.
7. The First Annual Family Engagement/Fatherhood Conference was held at Hodel's on January 20, 2024.
8. The Health team conducted many hearing and vision screenings on preschool children around Kern County at Ridgecrest, Lamont, Taft, Delano, and centers in Bakersfield.
9. Dual Language Training has been offered to all Early Head Start teaching staff.
10. On January 31, 2024, the Rosamond center had an unannounce visit from Palmdale Community Care Licensing today and no defeciencies were reported.
11. The program successfully submitted the Preschool Language Information System (PLIS) quarterly report on January 20, 2024. The CSPP (California State Preschool Program) report collects data on dual language learners including multilingual learners, language characteristics of preschool programs and language composition of staff. The program received notification by the California Department of Education that the California State Preschool (CSPP) Contract Monitoring Review for Fiscal Year 2023-24 has been cancelled.